


# How to create an order



Welcome! You can create an order in multiple ways.  
We show you step by step how to place it manually:



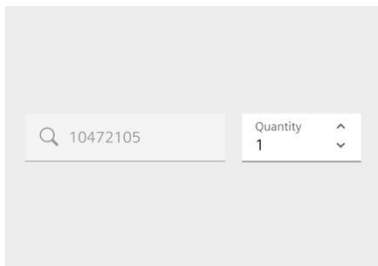
1. Click on "Create order" on the home screen.



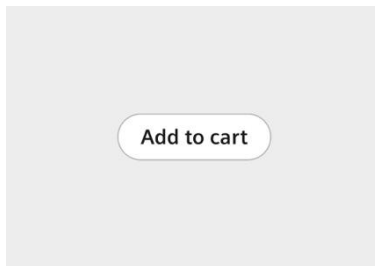
2. Alternatively, navigate to "My cart" in the main navigation bar.



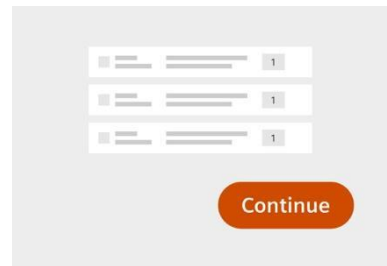
3. Search for products by entering the product code or name.



4. Select the Quantity.



5. Add the product to the cart.



6. Explore more products or click continue to proceed.



7. Fill in the account information.




8. Complete all mandatory fields marked with an asterisk.



9. If needed, provide additional details and click on continue.

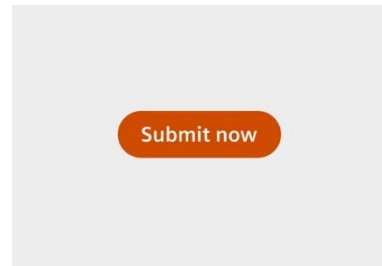
# How to create an order



10. After continuing, you can review your order.



11. Is everything correct?  
Please accept the terms and conditions.



12. After submitting, your order will be successfully created.