

# SIEMENS

## UROSKOP Access

**SP**

### DICOM Conformance Statement

V0.0 June 1, 2005

© Siemens AG 2005  
All rights reserved

Siemens AG, Medical Solutions,

Headquarters: Berlin and Munich  
Siemens AG, Wittelsbacher Platz 2, D-80333 Munich, Germany

Printed in the Federal Republic of Germany

## Table of Contents

<b>Network Conformance Statement .....</b>	<b>4</b>
3.1.1 Association Establishment Policies .....	8
3.1.1.1 General .....	8
3.1.1.2 Number of Associations .....	8
3.1.1.3 Asynchronous Nature .....	8
3.1.1.4 Implementation Identifying Information .....	8
3.1.2 Association Initiation Policy .....	8
3.1.2.1 Associated Real-World Activity .....	8
3.1.3 Association Acceptance Policy .....	9
5.1.1 Association Establishment Policies .....	12
5.1.1.1 General .....	12
5.1.1.2 Number of Associations .....	12
5.1.1.3 Asynchronous Nature .....	12
5.1.1.4 Implementation Identifying Information .....	13
5.1.2 Association Initiation Policy .....	13
5.1.2.1 Associated Real-World Activity – Storage SCU .....	13
5.1.3 Association Acceptance Policy .....	14
5.1.3.1 Associated Real-World Activity – Storage SCP .....	14
7.1.1 Association Establishment Policies .....	19
7.1.1.1 General .....	19
7.1.1.2 Number of Associations .....	19
7.1.1.3 Asynchronous Nature .....	19
7.1.1.4 Implementation Identifying Information .....	19
7.1.2 Association Initiation Policy .....	20
7.1.2.1 Real World Activity – Storage Commitment SCU .....	20
7.1.3 Association Acceptance Policy .....	21
7.1.3.1 Real World Activity – Storage Commitment SCU .....	21
9.1.1 Association Establishment Policies .....	24
9.1.1.1 General .....	24
9.1.1.2 Number of Associations .....	24
9.1.1.3 Asynchronous Nature .....	24
9.1.1.4 Implementation Identifying Information .....	24
9.1.2 Association Initiation Policy .....	25
9.1.2.1 Real World Activity - Find SCU .....	25
9.1.2.2 Real-World Activity – Move SCU .....	27
9.1.3 Association Acceptance Policy .....	29
11.1.1 Association Establishment Policies .....	32
11.1.1.1 General .....	32
11.1.1.2 Number of Associations .....	32
11.1.1.3 Asynchronous Nature .....	32
11.1.1.4 Implementation Identifying Information .....	32
11.1.2 Association Initiation Policy .....	32
11.1.2.1 Real-World Activity .....	33
11.1.3 Association Acceptance Policy .....	34
13.1.1 Association Establishment Policies .....	36
13.1.1.1 General .....	36
13.1.1.2 Number of Associations .....	36
13.1.1.3 Asynchronous Nature .....	36
13.1.1.4 Implementation Identifying Information .....	36
13.1.2 Association Initiation Policy .....	36

13.1.2.1	Real-World Activity .....	37
13.1.3	Association Acceptance Policy .....	38
15.1.1	Association Establishment Policies .....	40
15.1.1.1	General .....	40
15.1.1.2	Number of Associations .....	40
15.1.1.3	Asynchronous Nature .....	40
15.1.1.4	Implementation Identifying Information .....	40
15.1.2	Association Initiation Policy .....	40
15.1.2.1	Associated Real-World Activity .....	41
15.1.3	Association Acceptance Policy .....	44
16.1.1	TCP/IP Stack .....	45
16.1.1.1	API .....	45
16.1.1.2	Physical Media Support .....	45
17.1.1	Standard Extended / Specialized / Private SOPs .....	46
17.1.2	Private Transfer Syntaxes .....	46
18.1.1	DICOM Verification .....	46
18.1.2	DICOM Storage SCP AE Title .....	46
18.1.3	DICOM Storage SCU AE Title .....	46
18.1.4	DICOM Query/Retrieve AE Title .....	46
18.1.5	DICOM Storage Commitment AE Title .....	47
18.1.6	DICOM Worklist AE Title .....	47
18.1.7	DICOM MPPS AE Title .....	47
18.1.8	DICOM Print AE Title .....	47
18.2.1	Storage and Query/Retrieve .....	48
18.2.2	Storage Commitment .....	48
18.2.3	Modality Worklist .....	48
18.2.4	Modality Performed Procedure Step .....	48
18.2.5	Print .....	48
<b>Application Profile Conformance Statement .....</b>		<b>50</b>
1.3.1	Definitions .....	51
1.3.2	Abbreviations .....	51
3.1.1	File Meta Information for the Application Entity .....	54
3.1.2	Real-World Activities for this Application Entity .....	54
3.1.2.1	Real-World Activity: Browse Directory Information .....	54
3.1.2.2	Real-World Activity: Import into local Storage .....	54
3.1.2.3	Real-World Activity: Export to local Archive Media .....	55
5.1.1	Extension, Specialization for "Packed CD" .....	57
5.1.2	DICOMDIR Attributes .....	57
6.1.1	DICOM Media Storage AE Title .....	59
<b>A</b>	<b>APPENDIX .....</b>	<b>60</b>
<b>A.1</b>	<b>SC Standard Extended SOP Class .....</b>	<b>60</b>
<b>A.2</b>	<b>XRF Standard Extended SOP Class .....</b>	<b>62</b>
<b>A.3</b>	<b>SOP Common Module – Image Type Extensions .....</b>	<b>65</b>
<b>A.4</b>	<b>Private Data .....</b>	<b>65</b>
<b>A.5</b>	<b>FLUOROSPOT Compact Worklist Identifier .....</b>	<b>66</b>
<b>A.6</b>	<b>Modality Performed Procedure Step Identifiers .....</b>	<b>69</b>

# Network Conformance Statement

## 1 Introduction

### 1.1 Overview

The Conformance Statement describes the DICOM interface for the Siemens **UROSKOP Access** based on FLUOROSPOT® Compact VD46 in terms of part 2 of [DICOM].

This introduction describes the application's implemented DICOM functionality in general terms.

### 1.2 Scope and Field

The Siemens product **UROSKOP Access** is a multifunctional R/F table for urodiagnostic procedures. The supported DICOM Services allow a smooth integration in the clinical network. Images can be stored utilizing the DICOM XRF and Secondary Capture IOD, the DICOM service 'Storage Commitment (Push Model) Service Class' indicates established image storage in the DICOM image archive. Images, acquired at the **UROSKOP Access** can be retrieved from another network node by using the DICOM service 'DICOM Query/Retrieve'. With 'DICOM Basic Worklist Management Service Class' the worklist containing patient data can be retrieved from the information system and afterwards examination data can be send back to the information by using 'Modality Performed Procedure Step Service Class'. Finally, **UROSKOP Access** supports the "Print Management Service Class" and the "Media Storage Service Class" (General Purpose CDR Application Profile).

This DICOM Conformance Statement refers to **UROSKOP Access** product only.

### 1.3 Audience

This document is intended for hospital staff, health system integrators, software designers or implementers. It is assumed that the reader has a working understanding of DICOM.

### 1.4 Remarks

DICOM, by itself, does not guarantee interoperability. However, the Conformance Statement facilitates a first-level validation for interoperability between different applications supporting the same DICOM functionality as SCU and SCP, respectively.

This Conformance Statement is not intended to replace validation with other DICOM equipment to ensure proper exchange of information intended.

The scope of this Conformance Statement is to facilitate communication with Siemens and other vendors' Medical equipment. The Conformance Statement should be read and understood in conjunction with the DICOM 3.0 Standard [DICOM]. It is, however, by itself not guaranteed to ensure the desired interoperability and a successful interconnectivity.

The user should be aware of the following important issues:

- The comparison of different conformance statements is the first step towards assessing interconnectivity between Siemens and non-Siemens equipment.
- Test procedures should be defined and tests should be performed by the user to validate the connectivity desired. DICOM itself and the conformance parts do not specify this.
- The standard will evolve to meet the user's future requirements. Siemens is actively involved in developing the standard further and therefore reserves the right to make changes to its products or to discontinue its delivery.
- Siemens reserves the right to modify the design and specifications contained herein without prior notice. Please contact your local Siemens representative for the most recent product information.

## 1.5 Definitions, Terms and Abbreviations

Definitions, terms and abbreviations used in this document are defined within the different parts of the DICOM standard.

Abbreviations and terms are as follows:

ACR	American College of Radiology
AE	DICOM Application Entity
AET	DICOM Application Entity Title
ASCII	American Standard Code for Information Interchange
CSE	Customer Service Engineer
DB	Database
DCS	DICOM Conformance Statement
DSA	Digital Subtraction Angiography
IHE	Integrating the Healthcare Enterprise
IOD	DICOM Information Object Definition
ISO	International Standard Organization
MPPS	Modality Performed Procedure Step
NEMA	National Electrical Manufacturers Association
R	Required Key Attribute
O	Optional Key Attribute
RIS	Radiology Information System
PDU	DICOM Protocol Data Unit
SC	Secondary Capture
SCU	DICOM Service Class User (DICOM client)
SCP	DICOM Service Class Provider (DICOM server)
SOP	DICOM Service-Object Pair
XA	X-Ray Angiography
XRF	X-Ray Radiofluoroscopy
U	Unique Key Attribute
UI	User Interface
UID	Unique Identifier

## 1.6 References

[DICOM] Digital Imaging and Communications in Medicine (DICOM), NEMA PS 3.1-3.16, 2003

## 1.7 Structure

The **UROSKOP Access** Conformance Statement is subdivided into three Parts which relate to individual documents needed to declare Conformance according to the requirements of "Part 2 - Conformance" of the DICOM Standard.

Those parts are:

- "DICOM Conformance Statement" for Network related Services
- "Offline Media Conformance Statement" to support local archive media.
- A general Appendix.

## 2 Implementation Model Verification

The **UROSKOP Access** DICOM application requests Verification to verify the ability of an other DICOM application on a remote node to respond to DICOM messages.

Responding to Verification requests from remote nodes is handled by the Storage SCP application.

### 2.1 Application Data Flow Diagram

The **UROSKOP Access** DICOM network implementation is a Windows 2000 application and acts as SCU for the C-ECHO DICOM network service.

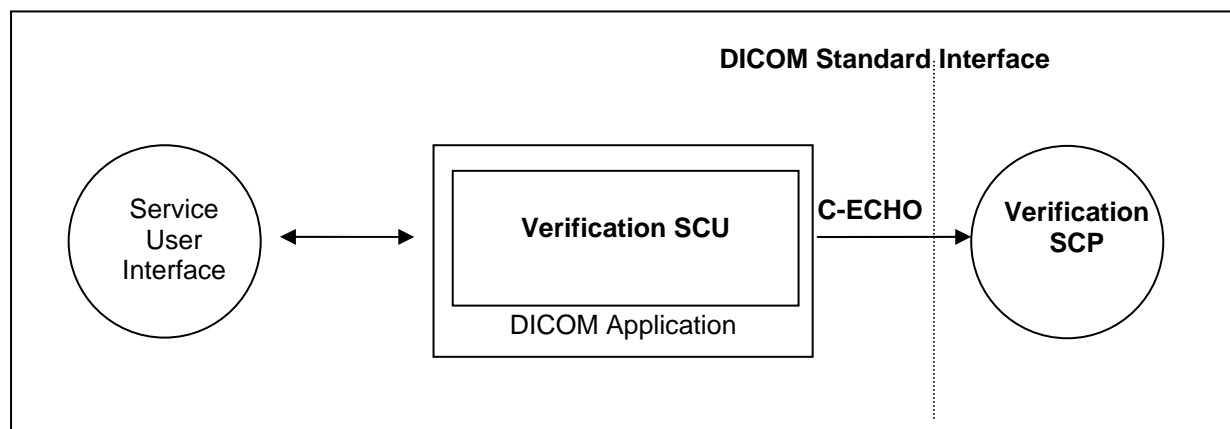


Figure 1: **UROSKOP Access** Application Flow Diagram - Verification SCU

### 2.2 Functional Definitions of Applications

The Siemens **UROSKOP Access** DICOM application opens an association when a "Check Destination" of a remote application is requested from the Service User Interface. This can be done to verify the correct setup of a remote destinations configuration data.

### 2.3 Sequencing of Real-World Activities

Not applicable

### 3 Application Entity Specification Verification

#### 3.1 Verification AE Specification

##### 3.1.1 Association Establishment Policies

###### 3.1.1.1 General

The Siemens **UROSKOP Access** DICOM application attempts to open an association for verification request whenever the "Check Destination" function is activated.

###### 3.1.1.2 Number of Associations

The Siemens **UROSKOP Access** DICOM application initiates one association at a time to request verification.

###### 3.1.1.3 Asynchronous Nature

The Siemens **UROSKOP Access** DICOM software does not support asynchronous communication (multiple outstanding transactions over a single association).

###### 3.1.1.4 Implementation Identifying Information

Implementation Class UID	1.3.12.2.1107.5.3.4
Implementation Version Name	Siemens_FLC_48

#### 3.1.2 Association Initiation Policy

The Siemens **UROSKOP Access** DICOM application attempts to initiate a new association for

- DIMSE C-ECHO service operations.

##### 3.1.2.1 Associated Real-World Activity

###### 3.1.2.1.1 Associated Real-World Activity – Check Destination

The associated Real-World activity is a C-ECHO request initiated by Service User Interface environment whenever a verification of a destination configuration is requested. If an association to a remote Application Entity is successfully established, verification with the configured AET is requested via the open association. If the C-ECHO Response from the remote Application contains a status other than "Success" this will be indicated at the Service user interface and the association is closed.

###### 3.1.2.1.2 Proposed Presentation Contexts

The Siemens **UROSKOP Access** DICOM application will propose Presentation Contexts as shown in the following table:



Presentation Context Table – Verification SCU					
Abstract Syntax		Transfer Syntax		Role	Ext. Neg.
Name	UID	Name List	UID List		
Verification	1.2.840.10008.1.1	Implicit VR Little Endian Explicit VR Big Endian Explicit VR Little Endian	1.2.840.10008.1.2 1.2.840.10008.1.2.2 1.2.840.10008.1.2.1	SCU	None

### 3.1.2.1.3 SOP Specific Conformance – Verification SCU

None.

### 3.1.3 Association Acceptance Policy

The Verification SCP is part of the Storage SCP – see section 5.1.3.

## 4 Implementation Model Storage

The Siemens **UROSKOP Access** DICOM Application Entity originates associations for Storage of DICOM Composite Information Objects in Remote Application Entities and receives association requests for Storage from Remote Application Entities.

“Send to...” is performed on the user's request for each study completed or for specific images selected.

### 4.1 Application Data Flow Diagram

The **UROSKOP Access** DICOM network implementation is a Windows 2000 application and acts as SCU and SCP for the C-STORE DICOM network service and as SCP for the C-ECHO DICOM network service.

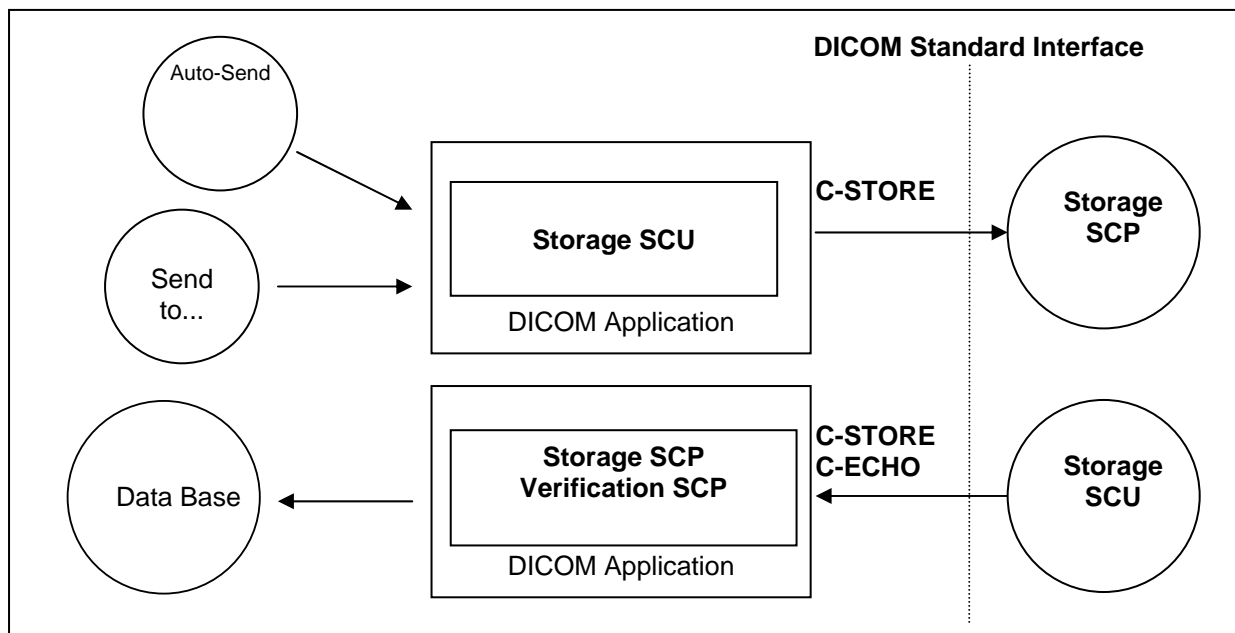


Figure 2: **UROSKOP Access** Application Data Flow Diagram – Storage SCU/SCP, Verification SCP

### 4.2 Functional Definitions of Application Entities

With “Send to...” the marked images can be sent to multiple destinations (up to 3). Each request is forwarded to the job queue and processed individually. For each destination it can be configured during Service session which IOD type (XRF or SC) has to be used when sending images. For multiple destinations it is required, that all of the desired destination will support the same IOD type. If this is not the case, then only one target at a time can be addressed.

The Storage SCU is invoked by the job control interface that is responsible for processing network archival tasks. The job consists of data describing the composite image objects marked for storage and the destination. An association is negotiated with the destination application entity and the image data is transferred using the C-STORE DIMSE-Service. Status of the transfer is reported through the job control interface. Only one job will be active at a time.

The Storage SCP component of the Siemens **UROSKOP Access** DICOM application is operating as background server process. It is running when the system is triggered to import images and waits then for Storage association requests. Upon accepting an association with a negotiated Presentation Context it starts to receive the Composite Image Objects and imports them to local database.

Verification requests will be processed and responded by the Storage SCP.

#### **4.3 Sequencing of Real-World Activities**

not applicable

## 5 Application Entity Specification Storage

### 5.1 Storage AEs Specification

The **UROSKOP Access** Storage service class user/service class provider applications use two different AEs when initiating/receiving associations to/from remote DICOM nodes.

SIEMENS **UROSKOP Access** product provides Standard Conformance to the following DICOM V3.0 SOP Classes as an SCU:

SOP Class Name	SOP Class UID
Secondary Capture Image Storage	1.2.840.10008.5.1.4.1.1.7
X-Ray RadioFluoroscopic Image Storage	1.2.840.10008.5.1.4.1.1.12.2

SIEMENS **UROSKOP Access** product provides Standard Conformance to the following DICOM V3.0 SOP Classes as an SCP:

SOP Class Name	SOP Class UID
Secondary Capture Image Storage	1.2.840.10008.5.1.4.1.1.7
X-Ray RadioFluoroscopic Image Storage	1.2.840.10008.5.1.4.1.1.12.2
Verification	1.2.840.10008.1.1

#### 5.1.1 Association Establishment Policies

##### 5.1.1.1 General

The existence of a job queue entry with network destination will activate the DICOM Storage Application. An association request is sent to the destination AE and upon successful negotiation of a Presentation Context the transfer is started. If the association can not be opened, the related job is set to an error state and can be restarted by user job control interface. It is configurable by the CSE if a retry for failed jobs is initiated automatically.

The default PDU size used will be 64 KB.

##### 5.1.1.2 Number of Associations

The **UROSKOP Access** DICOM application initiates one association at a time, subsequently for each destination to which a transfer request is being processed in the active job queue list. Only one job will be active at a time, the other remain pending until the active job is completed or failed.

##### 5.1.1.3 Asynchronous Nature

The **UROSKOP Access** software does not support asynchronous communication (multiple outstanding transactions over a single association).

### 5.1.1.4 Implementation Identifying Information

Implementation Class UID	1.3.12.2.1107.5.3.4
Implementation Version Name	Siemens_FLC_48

### 5.1.2 Association Initiation Policy

If a job with network destination gets active in the job list the **UROSKOP Access** DICOM application attempts to initiate a new association for

- DIMSE C-STORE service operations.

#### 5.1.2.1 Associated Real-World Activity – Storage SCU

##### 5.1.2.1.1 Associated Real-World Activity –Send to ...

The associated Real-World activity is a C-STORE request initiated by an internal daemon process triggered by a job with network destination. If the process successfully establishes an association to a remote Application Entity, it will transfer each marked image one after another via the open association. Depending on the destination's configuration, the images are sent as XRF or Secondary Capture. If the C-STORE Response from the remote Application contains a status other than Success or Warning, the association is aborted. The related job is switched to a failed state. It can be restarted any time by user interaction. An automatic retry can be configured by the CSE.

##### 5.1.2.1.2 Proposed Presentation Context –Send to...

The **UROSKOP Access** DICOM application will propose Presentation Contexts as shown in the following table:

Presentation Context Table					
Abstract Syntax		Transfer Syntax		Role	Ext. Neg.
Name	UID	Name List	UID List		
Secondary Capture Image Storage Service Class	1.2.840.10008.5.1.4.1.1.7	Implicit VR Little Endian Explicit VR Big Endian Explicit VR Little Endian	1.2.840.10008.1.2 1.2.840.10008.1.2.2 1.2.840.10008.1.2.1	SCU	None
X-Ray RadioFluoroscopic Image Storage Service Class	1.2.840.10008.5.1.4.1.1.12.2	Implicit VR Little Endian Explicit VR Big Endian Explicit VR Little Endian	1.2.840.10008.1.2 1.2.840.10008.1.2.2 1.2.840.10008.1.2.1	SCU	None

If multiple destinations are addressed within one network job, then all of those are required to support the same IOD.

##### 5.1.2.1.3 SOP specific Conformance Statement –Send to...

The DICOM images created by the DICOM interface of the **UROSKOP Access** conform to the DICOM XRF or Secondary Capture IOD definitions. Private elements are contained in the

objects. The XRF IOD will be a Standard Extended X-Ray Radiofluoroscopic Image Storage SOP Class and the Secondary Capture IOD will be a Standard Extended Secondary Capture Image Storage SOP Class.

#### 5.1.2.1.3.1 Optional Attributes

Please see "SC Standard Extended SOP Class" and "XRF Standard Extended SOP Class" in the Appendix for a list of all DICOM IOD attributes of type 2 and 3 which are encoded by the FLUOROSPOT® Compact applications.

#### 5.1.2.1.3.2 Image Pixel Attribute Description for Grayscale Images

The Siemens **UROSKOP Access** DICOM application supports the "Monochrome 2" Photometric Interpretation with the unsigned integer 16-bit ( 8 bit for downsized images) gray scale pixel and graphic overlay format. The lower 10 ( 8 bit for downsized images) bits are used for pixel and bit 12 is used for the graphic overlay:

##### Pixel plane

- samples per pixel (attribute 0028, 0002) = 1
- photometric interpretation (attribute 0028,0004) = "MONOCHROME2"
- rows (attribute 0028, 0010) = 1024 or 512
- columns (attribute 0028, 0011) = 1024 (if 0028,0010 = 1024) or 512 (if 0028,0010 = 512)
- pixel representation (attribute 0028, 0103) = 0
- bits allocated (attribute 0028, 0100) = 16 (if 0028,0010 = 1024) or 8 (if 0028,0010 = 512)
- bits stored (attribute 0028,0101) = 10 (if 0028,0010 = 1024) or 8 (if 0028,0010 = 512)
- high bit (attribute 0028,0102) = 9 (if 0028,0010 = 1024) or 7 (if 0028,0010 = 512)

##### Overlay plane

- overlay type (attribute 60xx, 0040) = "G"
- bits allocated (attribute 60xx, 0100) = 16 (if 0028,0010 = 1024) or 1 (if 0028,0010 = 512)
- bit position (attribute 60xx, 0102) = 12 (if 0028,0010 = 1024) or 0 (if 0028,0010 = 512)
- overlay data (attribute 60xx, 3000) is used if 0028,0010 = 512

### 5.1.3 Association Acceptance Policy

The **UROSKOP Access** DICOM application attempts to accept a new association for

- DIMSE C-ECHO
- DIMSE C-STORE

service operations. Any Information Objects transmitted on that association will be checked on conformance and stored in database if check was successful.

#### 5.1.3.1 Associated Real-World Activity – Storage SCP

##### 5.1.3.1.1 Associated Real-World Activity – Receiving Images from a Remote Node (with Retrieve)

The daemon receiving process is started whenever an import request (C-MOVE) is sent to a remote destination. As long as it is active, the receiver process will accept an association and will receive images transmitted on that association and will store the images on disk in the own data base if the conformance check is performed successfully.

The **UROSKOP Access** DICOM application is designed for retrieving images, that were acquired by the system itself.

The **UROSKOP Access** DICOM application will accept Presentation Contexts as shown in the following table:

Presentation Context Table					
Abstract Syntax		Transfer Syntax		Role	Ext. Neg.
Name	UID	Name List	UID List		
Secondary Capture Image Storage Service Class	1.2.840.10008.5.1.4.1.1.7	Implicit VR Little Endian Explicit VR Big Endian Explicit VR Little Endian	1.2.840.10008.1.2 1.2.840.10008.1.2.2 1.2.840.10008.1.2.1	SCP	None
X-Ray RadioFluoroscopic Image Storage Service Class	1.2.840.10008.5.1.4.1.1.12.2	Implicit VR Little Endian Explicit VR Big Endian Explicit VR Little Endian	1.2.840.10008.1.2 1.2.840.10008.1.2.2 1.2.840.10008.1.2.1	SCP	None
Verification	1.2.840.10008.1.1	Implicit VR Little Endian Explicit VR Big Endian Explicit VR Little Endian	1.2.840.10008.1.2 1.2.840.10008.1.2.2 1.2.840.10008.1.2.1	SCP	None

#### 5.1.3.1.2 SOP-specific Conformance Statement – Receiving Images from a Remote Node (with Retrieve)

The **UROSKOP Access** DICOM application conforms to the Full Storage Class at Level 1. In the event of a successful C-STORE operation, the image has successfully been written on disk.

The **UROSKOP Access** DICOM receiver returns the status Success upon successful operation otherwise one of the following status codes is returned and the association is aborted:

- Refused (A700):  
This error status indicates a lack of Resources (e.g. not enough disk space) on the FLUOROSPOT® Compact modality.
- Error (A900 or C000):  
An error occurred while processing the image that makes it impossible to proceed. The image will not be stored and the association aborted.

The **UROSKOP Access** DICOM receiver supports only grayscale images of the XRF or Secondary Capture Image Storage SOP class. The following restrictions to supported pixel data apply:

- samples per pixel (attribute 0028, 0002) = 1
- photometric interpretation (attribute 0028,0004) = "MONOCHROME2"
- rows (attribute 0028, 0010) = 1024 or 512
- columns (attribute 0028, 0011) = 1024 (if 0028,0010 = 1024) or 512 (if 0028,0010 = 512)
- pixel representation (attribute 0028, 0103) = 0
- bits allocated (attribute 0028, 0100) = 16 (if 0028,0010 = 1024) or 8 (if 0028,0010 = 512)
- bits stored (attribute 0028,0101) = 10 (if 0028,0010 = 1024) or 8 (if 0028,0010 = 512)
- high bit (attribute 0028,0102) = 9 (if 0028,0010 = 1024) or 7 (if 0028,0010 = 512)

If an image instance is received that is identified by a SOP Instance UID that is already used by an Instance stored in database then the actual received image will be discarded. The existing Instance is not superseded.

#### 5.1.3.1.3 Presentation Context Acceptance Criterion

The **UROSKOP Access** DICOM application will accept any number of verification or storage SOP classes that are listed above. The number of presentation contexts accepted is limited to the maximum of 127 (DICOM limit). In the event that the **UROSKOP Access** DICOM application runs out of resources, it will reject the association request.

#### 5.1.3.1.4 Transfer Syntax Selection Policies

The **UROSKOP Access** DICOM application currently supports

- the Implicit VR Little Endian, the Explicit VR Little Endian and Explicit VR Big Endian Transfer Syntaxes

Any proposed presentation context including one of these transfer syntaxes will be accepted. Any proposed presentation context that does not include one of these transfer syntaxes will be rejected. Explicit Little Endian Transfer Syntax will be preferred over the implicit Default Transfer Syntax.

The **UROSKOP Access** DICOM application will remove any Private Attributes not known to the application.



## 6 Implementation Model Storage Commitment

The Storage Commitment Service Class defines an application-level class-of-service that facilitates commitment of storage. The Storage Commitment Service Class enables an Application Entity (AE) acting as an SCU to request another Application Entity (AE) acting as an SCP to make the commitment for the safekeeping of the SOP Instances (i.e. that the SOP Instances will be kept for an implementation specific period of time and can be retrieved).

The **UROSKOP Access** DICOM application will support the Storage Commitment Push Model SOP Class as an SCU.

### 6.1 Application Data Flow Diagram

“Send Image complete” is performed as a result of a completed Storage request. Successful completion of a Send to... request will result in automated initiation of a Storage Commitment Service. Each request results in an initiation for an association. The association will be closed after 10 seconds of waiting for the response. After that receiving the Storage Commitment status is expected on a different association. A Check Study can be started interactively to request commit status for a Study.

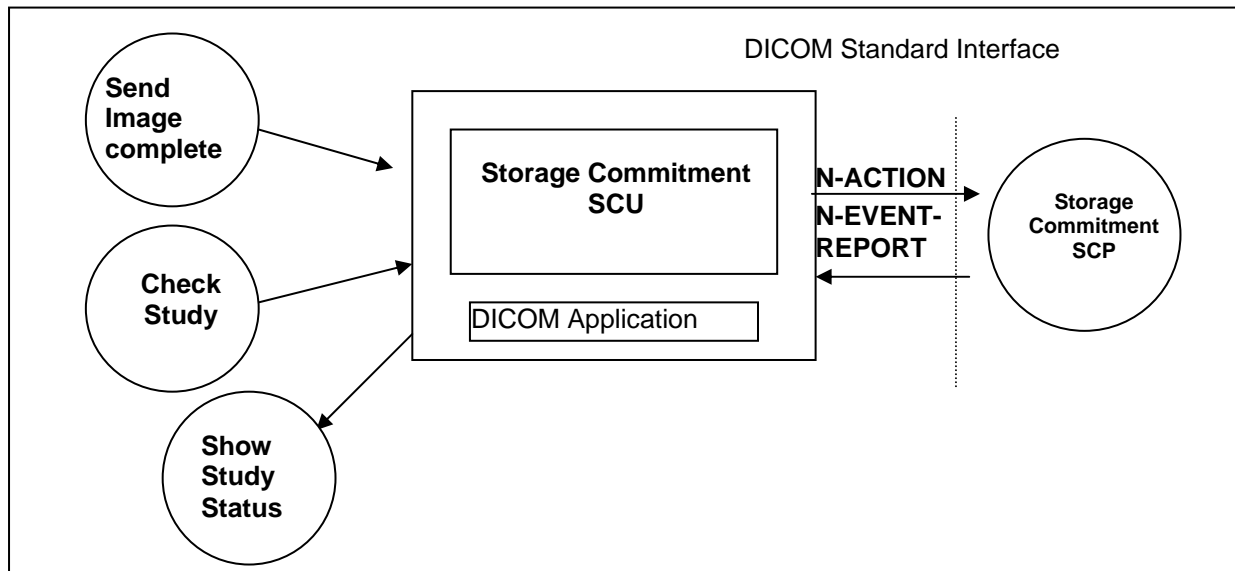


Figure 3: **UROSKOP Access** Application Data Flow Diagram – Storage Commitment

### 6.2 Functional Definitions of Application Entities

With each “send operation” successfully completed the **UROSKOP Access** DICOM Application will create a Storage Commitment Push Model Identifier from the SOP Instances sent. Then a Storage Commit Request is triggered. The **UROSKOP Access** will wait 10 seconds for responses, after that it expects the related response-trigger on a different association.

Furthermore the check of a Study can be interactively triggered from the Study List in order to assure safe storage of all marked images with the configured Archive destination.

The commitment status derived from the related trigger response will be indicated in the Study list. Additionally the status will be evaluated previously to delete operations to inform the user about possible loss of information due to incomplete send operations and/or commit failures.

In any case, commitment will only be requested for previously and successfully sent images.

Storage Commitment is only possible for one of the configured network nodes (archive).

### **6.3 Sequencing of Real-World Activities**

The Storage Commitment trigger is automatically derived from the successful completion of a Send operation.

Manual triggering of Storage Commitment via the “Check Study” function is applicable for all images that are transferred but not committed.

## 7 AE Specification Storage Commitment

### 7.1 Storage Commitment AE Specification

The **UROSkoop Access** DICOM application will use one AE when performing Storage Commitment request and when awaiting notification from the Storage Commitment Provider.

SIEMENS **UROSkoop Access** DICOM products provide Standard Conformance to the following DICOM V3.0 SOP Classes as SCU:

SOP Class Name	SOP Class UID
Storage Commitment Push Model	1.2.840.10008.1.20.1

#### 7.1.1 Association Establishment Policies

##### 7.1.1.1 General

Independent from mode – automated by “Send completed” or manual by “Check Study”- the DICOM application will generate a Storage Commitment Identifier which references to all Instances of a selected study in the scope of the **UROSkoop Access** application. The request is then sent over a single opened association. The **UROSkoop Access** will wait for status responses to the Storage Commitment Request. If the Provider accepts the Storage Commitment with Success status, the generated Transaction UID, together with study identification data and a time-stamp, is kept in a Pending Request Queue. The association is then closed. Multiple Storage Commitment Requests can be hold in the Pending Request Queue.

The default PDU size used will be 64 KB.

##### 7.1.1.2 Number of Associations

The **UROSkoop Access** will initiate one association to send Storage Commitment requests to a configured Archive destination.

##### 7.1.1.3 Asynchronous Nature

The **UROSkoop Access** DICOM software does not support asynchronous communication (multiple outstanding transactions over a single association).

##### 7.1.1.4 Implementation Identifying Information

Implementation Class UID	1.3.12.2.1107.5.3.4
Implementation Version Name	Siemens_FLC_48

## 7.1.2 Association Initiation Policy

If a Storage Commitment Request needs to be sent to an Archive destination the **UROSOP Access** DICOM application attempts to initiate a new association for

- DIMSE N-ACTION service operations.

### 7.1.2.1 Real World Activity – Storage Commitment SCU

#### 7.1.2.1.1 Associated Real-World Activity – Send Image Complete

Whenever a Store Request to the dedicated Archive Destination is completed in the job queue, a Storage Commitment Identifier is generated for the same scope of Instances as transferred through the successful Storage Request. The identifier is then sent with the N-ACTION service to the Archive Destination. The association will wait 10 seconds for responses after the Storage Commitment Provider accepted the request. The dedicated Archive Destination Node can be configured by the CSE.

A retry of commit requests can be done anytime using the “Check Study” function.

After successful commitment the sent images are labeled with a mark “A”.

#### 7.1.2.1.2 Proposed Presentation Contexts –Send Image Complete

The **UROSOP Access** DICOM application will propose Presentation Contexts as shown in the following table:

Presentation Context Table					
Abstract Syntax		Transfer Syntax		Role	Ext. Neg.
Name	UID	Name List	UID List		
Storage Commitment Push Model	1.2.840.10008.1.20.1	Implicit VR Little Endian Explicit VR Big Endian Explicit VR Little Endian	1.2.840.10008.1.2 1.2.840.10008.1.2.2 1.2.840.10008.1.2.1	SCU	None

#### 7.1.2.1.3 SOP-specific Conformance Statement – Send Image Complete

The **UROSOP Access** DICOM application will NOT support the Storage Media File Set ID attributes.

SIEMENS **UROSOP Access** DICOM application will request Storage commitment for the following SOP Classes as an SCU:

SOP Class Name	SOP Class UID
Secondary Capture Image Storage	1.2.840.10008.5.1.4.1.1.7
X-Ray RadioFluoroscopic Image Storage	1.2.840.10008.5.1.4.1.1.12.2

#### 7.1.2.1.4 Associated Real-World Activity – Check Study

The **UROSKOP Access** supports a “Check Study” function to request commitment for a complete Study currently available on the system. The scope of the generated Storage Commitment Identifier – in difference to “Send Image Complete” - will include all marked Instances available on **UROSKOP Access** for the Study selected.

All the other steps to process the Storage Commitment Request are identical to “Send Image Completed”.

#### 7.1.2.1.5 Proposed Presentation Contexts –Check Study

The **UROSKOP Access** DICOM application will propose Presentation Contexts as shown in the following table:

Presentation Context Table					
Abstract Syntax		Transfer Syntax		Role	Ext. Neg.
Name	UID	Name List	UID List		
Storage Commitment Push Model	1.2.840.10008.1.20.1	Implicit VR Little Endian Explicit VR Big Endian Explicit VR Little Endian	1.2.840.10008.1.2 1.2.840.10008.1.2.2 1.2.840.10008.1.2.1	SCU	None

#### 7.1.2.1.6 SOP-specific Conformance Statement – Check Study

The **UROSKOP Access** DICOM application will NOT support the Storage Media File Set ID attributes.

SIEMENS **UROSKOP Access** DICOM application will request Storage commitment for the following SOP Classes as an SCU:

SOP Class Name	SOP Class UID
Secondary Capture Image Storage	1.2.840.10008.5.1.4.1.1.7
X-Ray RadioFluoroscopic Image Storage	1.2.840.10008.5.1.4.1.1.12.2

### 7.1.3 Association Acceptance Policy

The **UROSKOP Access** Storage Commitment DICOM application attempts to accept a new association for

- DIMSE N-EVENT-REPORT service operations.

#### 7.1.3.1 Real World Activity – Storage Commitment SCU

##### 7.1.3.1.1 Associated Real-World Activity – Show Study Status

Consecutive to start-up, the **UROSKOP Access** DICOM application will await Storage commitment Notification triggers. Any incoming Notification will be checked for validity, that is, if the related Transaction UID is still part of the Pending Request Queue. If not, the related Notification trigger is rejected with an “Unable to process” error. The related study is already set to commit failed due to time-out on notification.

If the Notification is valid, the Notification Identifier is evaluated and the related Instances are marked with the related status. The over-all Commit Status of the study is derived from propagation of the States of all instances included by a study.

The Study Status indicated in the Study list can be one of

- <no Status> (-) [not sent or send failed]
- Sent (S) [successfully sent, commit may be requested]
- Commit Success (A) [images sent to archive and commit was successful for the complete study]
- Partial Commit Success (a) [images sent to archive and commit was successful for some of the images in the study]

The **UROSkoop Access** delete function will be sensitive on the Study Status and will protect Studies. The user can override the protection by confirming the respective delete dialogues.

In case of failure the user has to repeat the transfer of images to the Archive destination. Another Storage Commitment will be performed after sending is completed successfully. If a retry for failed jobs is configured this will be done automatically.

#### 7.1.3.1.2 Accepted Presentation Contexts –Show Study Status

The **UROSkoop Access** DICOM application will accept Presentation Contexts as shown in the following table:

Presentation Context Table					
Abstract Syntax		Transfer Syntax		Role	Ext. Neg.
Name	UID	Name List	UID List		
Storage Commitment Push Model	1.2.840.10008.1.20.1	Implicit VR Little Endian Explicit VR Big Endian Explicit VR Little Endian	1.2.840.10008.1.2 1.2.840.10008.1.2.2 1.2.840.10008.1.2.1	SCU *1	None

\*1 according to the rules defined for Storage Commitment N-EVENT-REPORT, the FLUOROSPOT® Compact itself assumes the SCU role and therefore accepts the SCP role negotiation of the Storage Commitment Provider, even if initiator of the association negotiation.

#### 7.1.3.1.3 SOP-specific Conformance Statement – Show Study Status

The **UROSkoop Access** DICOM application will NOT support the Storage Media File Set ID attributes.

## 8 Implementation Model Query / Retrieve

The query/retrieve service class defines an application-level class of services that facilitates the management of images and patient data against the well-defined information model of DICOM and allows a DICOM AE to retrieve images from a remote DICOM node. The **UROSKOP Access** DICOM query/retrieve application supports the query/retrieve services to act as SCU.

### 8.1 Application Data Flow Diagram

The **UROSKOP Access** DICOM network implementation is a Windows 2000 application and acts as SCU for the query/retrieve network service.

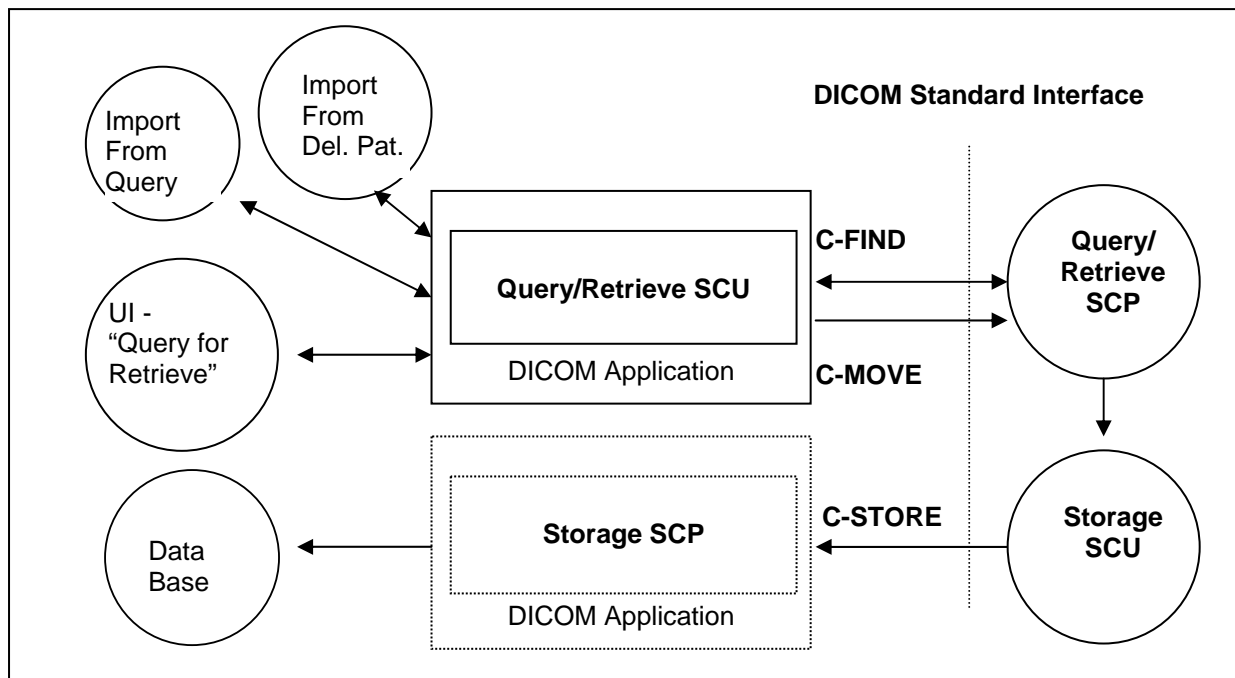


Figure 4: **UROSKOP Access** Application Data Flow Diagram – Query/Retrieve SCU

### 8.2 Functional Definitions of Application Entities

The **UROSKOP Access** DICOM query/retrieve SCU requests the remote query/retrieve SCP to perform a search (C-FIND) and match to the keys specified in the request in order to display the results in the **UROSKOP Access** user interface. If the defined limit of Query results is reached, the **UROSKOP Access** will cancel the running query and discard any further incoming query result responses. Queries can be operated in parallel to one running import (C-MOVE) activity.

Depending on user action (Import) the **UROSKOP Access** DICOM SCU sends a C-MOVE DIMSE service to initiate a C-STORE sub-operation on the SCP to start an image transfer from remote Storage SCU (running on Query/Retrieve SCP) to the **UROSKOP Access** Storage SCP. The user has the possibility to cancel a running import by an "Import Cancel" function. The **UROSKOP Access** DICOM application will perform only one running import operation at a time.

### 8.3 Sequencing of Real-World Activities

Import operation has to be completed or successfully canceled before a new import can be initiated at the user interface.

## 9 AE Specification Query/Retrieve

### 9.1 Query/Retrieve Service AEs Specification

The Query/Retrieve SCU requests that the remote SCP performs a match of all keys specified in the request, against the information in its database.

SIEMENS **UROSKOP Access** DICOM products provide Standard Conformance to the following DICOM V3.0 SOP Classes as SCU:

SOP Class Name	SOP Class UID
Study Root Query/Retrieve Information Model - FIND	1.2.840.10008.5.1.4.1.2.2.1
Study Root Query/Retrieve Information Model - MOVE	1.2.840.10008.5.1.4.1.2.2.2

#### 9.1.1 Association Establishment Policies

##### 9.1.1.1 General

With the "Query for Retrieve" function the query data are input and the DICOM query/retrieve application is started. A query request will be sent out to the selected remote node and the response data will be displayed for the user. Upon request (Import), the retrieval of selected items is initiated.

Running Query requests will be automatically canceled whenever the defined limit has been reached. A running import can be canceled upon user's request.

The default PDU size used will be 64 KB.

##### 9.1.1.2 Number of Associations

The **UROSKOP Access** DICOM application initiates one association for each query request being processed to a remote node. Only one Import (C-MOVE) request can be active at a time.

##### 9.1.1.3 Asynchronous Nature

The **UROSKOP Access** DICOM software does not support asynchronous communication (multiple outstanding transactions over a single association).

##### 9.1.1.4 Implementation Identifying Information

Implementation Class UID	1.3.12.2.1107.5.3.4
Implementation Version Name	Siemens_FLC_48



## 9.1.2 Association Initiation Policy

The query user interface will request the query-data (combined input of patient- and study-related data) from user and triggers one or more C-FIND request to the selected remote node. The response data will be displayed in the query UI as a combined Patient/Study list. Navigation (further queries) to Series-Level is supported by the **UROSKOP Access**, navigation to Image-Level is not supported. A running Query will be canceled (C-CANCEL) by the DICOM Application if the response limit has been reached.

When requesting Import of a related item, the browser requests the DICOM retrieve application to send a C-MOVE request to the related remote node. SOP Instances will then be received by the Storage SCP as described in the related section. An import can be terminated by user request (C-CANCEL).

### 9.1.2.1 Real World Activity - Find SCU

#### 9.1.2.1.1 Associated Real-World Activity – Query for Retrieve

The associated Real-World activity is to fill out a query form with search data and pass it as a query request to the network application that issues one or more C-FIND requests over a previously built association. The remote SCP will respond with related data-entries that will be passed to a browser application. When data transfer is finished, the association is closed.

In case of error, the list is built up to the point where the error occurred. The user is informed about incomplete processing of the query results.

#### 9.1.2.1.2 Proposed Presentation Contexts – Query for Retrieve

The **UROSKOP Access** DICOM application will propose Presentation Contexts as shown in the following table:

Presentation Context Table					
Abstract Syntax		Transfer Syntax		Role	Ext. Neg.
Name	UID	Name List	UID List		
Study Root Query/Retrieve Model - FIND	1.2.840.10008.5.1.4.1.2.2.1	Implicit VR Little Endian Explicit VR Big Endian Explicit VR Little Endian	1.2.840.10008.1.2 1.2.840.10008.1.2.2 1.2.840.10008.1.2.1	SCU	None

Extended Negotiation to request “relational query” is not supported by the **UROSKOP Access** DICOM application.

### 9.1.2.1.3 SOP Specific Conformance Statement – Query for Retrieve

The **UROSkoop Access** DICOM Query/Retrieve SCU supports hierarchical queries with the search keys listed below. The Query SCU does not support the interactive querying of attributes on IMAGE level. The following table describes the matching keys/ return keys that the SCU supports:

Attribute Name	Tag	Type	Matching	User Input	Return Value Display
<b>Patient Level</b>					
Patient's Name <sup>a</sup>	(0010,0010)	R	Wildcard	Enter value	Yes
Patient ID	(0010,0020)	U / R	Wildcard	Enter value	Yes
Patient's Birth Date	(0010,0030)	O	Universal (Null)	Enter value	Yes
Patient's Sex	(0010,0040)	O	Universal (Null)	Select value	Yes
<b>Study Level</b>					
Study Instance UID	(0020,000D)	U	Universal (Null) / Single Value	-- / Select from List	-- / Yes
Study ID	(0020,0010)	R	Universal (Null)	Enter value	No
Study Date	(0008,0020)	R	Universal (Null)	--	Yes
Study Time	(0008,0030)	R	Universal (Null)	--	Yes
Accession Number	(0008,0050)	R	Universal (Null)	Enter value	Yes
Study Description	(0008,1030)	O	Universal (Null)	--	Yes
Number of Study Related Series	(0020,1206)	O	Universal (Null)	--	Yes
Number of Study Related Instances	(0020,1208)	O	Universal (Null)	--	Yes
<b>Series Level</b>					
Series Instance UID	(0020,000e)	U	Single Value	Select from List	Yes
Series Number	(0020,0011)	R	Universal (Null)	--	Yes
Modality	(0008,0060)	R	Universal (Null)	--	Yes
Number of Series Related Instances	(0020,1209)	O	Universal (Null)	--	Yes
Series Description	(0008,103e)	O	Universal (Null)	--	Yes
Performed Procedure Step ID	(0040,0253)	O	Universal (Null)	--	No

The Find SCU interprets following status codes:

Service Status	Meaning	Error Codes	Related Fields
Refused	Out of Resources	A700	(0000,0902)
Failed	Identifier does not match SOP Class	A900	(0000,0901) (0000,0902)
	Unable to process	Cxxx	(0000,0901) (0000,0902)
Cancel	Matching terminated due to Cancel request	FE00	None
Success	Matching is complete - No final Identifier is supplied	0000	None
Pending	Matches are continuing - Current Match is supplied and any Optional Keys were supported in the same manner as Required Keys	FF00	Identifier
	Matches are continuing - Warning that one or more Optional Keys were not supported for existence and/or matching for this identifier	FF01	Identifier

<sup>a</sup> In the Patient Name always a "\*" is added

### 9.1.2.2 Real-World Activity – Move SCU

#### 9.1.2.2.1 Associated Real-World Activity – Import from Query

When selecting a data entry in the Query UI and activating the "Import" function, a retrieval request is passed to the archival application that issues a C-MOVE service according to the Study Root query model. (The Storage Service Class Conformance Statement SCP section describes the response behavior to the C-STORE request sub-operation that is generated by the SCP when processing the C-MOVE request.)

The transferred image data are processed as described in the Storage Class SCP descriptions.

The possibility to request the remote C-MOVE provider (remote application that responded to the C-FIND) to move data to an application entity other than the C-STORE\_SCP (the **UROSkoop Access** DICOM application) is NOT USED.

A running import can be canceled via the user Interface (Import Cancel). A C-CANCEL service will be used to inform the provider. The FLUOROSPOT® Compact will continue to receive SOP Instances until the provider has completed the necessary steps to cancel the operation.

#### 9.1.2.2.2 Proposed Presentation Contexts – Import from Query

The **UROSkoop Access** DICOM application will propose Presentation Contexts as shown in the following table:

Presentation Context Table					
Abstract Syntax		Transfer Syntax		Role	Ext. Neg.
Name	UID	Name List	UID List		
Study Root Query/Retrieve Model – MOVE	1.2.840.10008.5.1.4.1.2.2.2	Implicit VR Little Endian Explicit VR Big Endian Explicit VR Little Endian	1.2.840.10008.1.2 1.2.840.10008.1.2.2 1.2.840.10008.1.2.1	SCU	None

#### 9.1.2.2.3 SOP Specific Conformance Statement – Import from Query

At association establishment time the C-MOVE presentation context shall be negotiated. The C-STORE sub-operations must be done on a different association to transfer images to the own Storage Service Class SCP.

The **UROSkoop Access** will make use of the "list of UID" mechanism when specifying the Instances to be retrieved.

The Move SCU interprets following status codes:

Service Status	Meaning	Error Codes	Related Fields
Refused	Out of Resources - Unable to calculate number of matches	A701	(0000,0902)
	Out of Resources - Unable to perform sub operations	A702	(0000,1020) (0000,1021) (0000,1022) (0000,1023)
Failed	Identifier does not match SOP Class	A900	(0000,0901) (0000,0902)
	Unable to process	CXXX	(0000,0901) (0000,0902)
Cancel	Sub-operations terminated due to Cancel Indication	FE00	(0000,1020) (0000,1021)

			(0000,1022) (0000,1023)
Warning	Sub-operations Complete - One or more Failures of Warnings	B000	(0000,1020) (0000,1021) (0000,1022) (0000,1023)
Success	Sub-operations Complete - No Failures or Warning	0000	(0000,1020) (0000,1021) (0000,1022) (0000,1023)
Pending	Sub-operations are continuing	FF00	(0000,1020) (0000,1021) (0000,1022) (0000,1023)

#### 9.1.2.2.4 Associated Real-World Activity – Import from “Deleted Patients”

When selecting a data entry in the “Deleted Patients” UI and activate the "Import" function, a retrieval request is passed to the archival application which issues a C-MOVE service according to the Study Root query model. (The Storage Service Class Conformance Statement SCP section describes the response behavior to the C-STORE request sub-operation that is generated by the SCP when processing the C-MOVE request.). Instances can only be transferred to the system that originated the Import request.

The transferred image data are processed as described in the Storage Class SCP descriptions.

A running import can be canceled via the user Interface (Import Cancel). A C-CANCEL service will be used to inform the provider. The **UROSKOP Access** will continue to receive SOP Instances until the provider has completed the necessary steps to cancel the operation.

#### 9.1.2.2.5 Proposed Presentation Contexts – Import from “Deleted Patients”

The **UROSKOP Access** DICOM application will propose Presentation Contexts as shown in the following table:

Presentation Context Table					
Abstract Syntax		Transfer Syntax		Role	Ext. Neg.
Name	UID	Name List	UID List		
Study Root Query/Retrieve Model – MOVE	1.2.840.10008.5.1.4.1.2.2.2	Implicit VR Little Endian Explicit VR Big Endian Explicit VR Little Endian	1.2.840.10008.1.2 1.2.840.10008.1.2.2 1.2.840.10008.1.2.1	SCU	None

#### 9.1.2.2.6 SOP Specific Conformance Statement – Import from “Deleted Patients”

At association establishment time the C-MOVE presentation context shall be negotiated. The C-STORE sub-operations must be done on a different association to transfer images to the own Storage Service Class SCP.

The Move SCU interprets following status codes:

Service Status	Meaning	Error Codes	Related Fields
Refused	Out of Resources - Unable to calculate number of matches	A701	(0000,0902)
	Out of Resources - Unable to perform sub operations	A702	(0000,1020) (0000,1021) (0000,1022) (0000,1023)

Failed	Identifier does not match SOP Class	A900	(0000,0901) (0000,0902)
	Unable to process	CXXX	(0000,0901) (0000,0902)
Cancel	Sub-operations terminated due to Cancel Indication	FE00	(0000,1020) (0000,1021) (0000,1022) (0000,1023)
Warning	Sub-operations Complete - One or more Failures of Warnings	B000	(0000,1020) (0000,1021) (0000,1022) (0000,1023)
Success	Sub-operations Complete - No Failures or Warning	0000	(0000,1020) (0000,1021) (0000,1022) (0000,1023)
Pending	Sub-operations are continuing	FF00	(0000,1020) (0000,1021) (0000,1022) (0000,1023)

### 9.1.3 Association Acceptance Policy

Not applicable.

## 10 Implementation Model Modality Worklist

The Basic Worklist Management Service Class defines an application-level class-of-service that facilitates access to worklists. The worklist is queried by the AE (modality) and supplies the SCU with the tasks scheduled and which have to be performed on the modality. The **UROSKOP Access** DICOM application will support the Modality Worklist SOP class as an SCU.

### 10.1 Application Data Flow Diagram

Worklist Update is performed as a result of an operator request. Each request results in an initiation for an association. Under normal condition the association will be closed after receiving a "Success" response from the Information System.

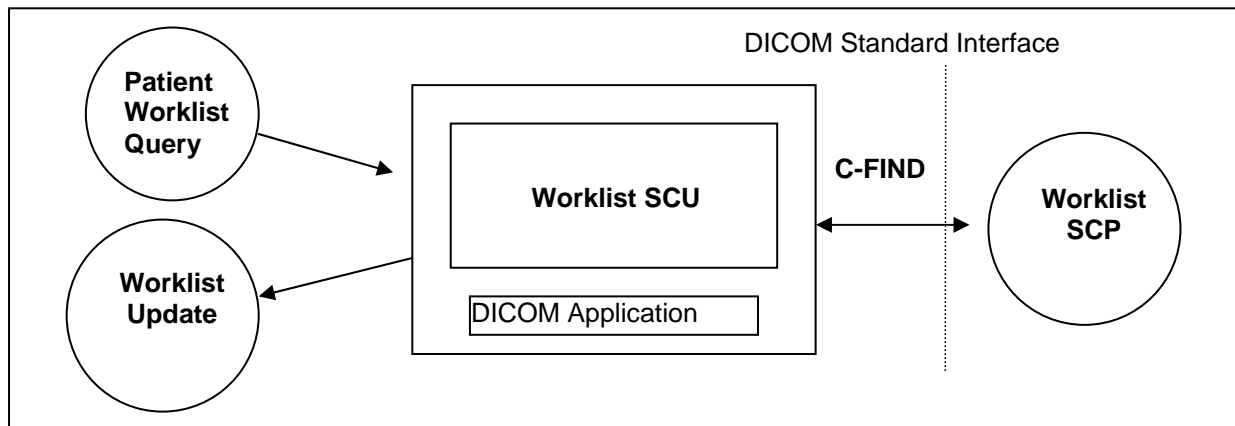


Figure 5: **UROSKOP Access** Application Data Flow Diagram – Modality Worklist

### 10.2 Functional Definitions of Application Entities

The request for a Worklist Update is initiated by user interaction, i.e. pressing the button “Worklist Update” or automatically at specific time intervals, configurable by the user. With “Worklist Update” the automated Query mechanism is performed immediately on request, while with “Patient Worklist Query” a dialog to enter search criteria is opened and an interactive query can be performed.

Upon initiation of the request, the **UROSKOP Access** will build an Identifier for the C-FIND request, will initiate an association to send the request and will wait for Worklist responses. After retrieval of all responses, **UROSKOP Access** will access the local database to add or update patient demographic data. To protect the system from overflow, the **UROSKOP Access** will limit the number of processed Worklist responses to a configurable maximum (up to 999).

With automated worklist queries (including “Worklist Update”) the **UROSKOP Access** always requests all items for a Scheduled Procedure Step Start Date (actual date) and Modality RF. Query for the Scheduled Station AE Title is configurable by a CSE.

If any other SCP response status than "Success" or "Pending" is received by **UROSKOP Access**, a message “update failed” will appear on the user interface.

The **UROSKOP Access** Worklist Request Identifier is described in Annex A.5.

**10.3 Sequencing of Real-World Activities**

Not applicable.

## 11 AE Specification Modality Worklist

### 11.1 Modality Worklist Service AEs Specification

SIEMENS **UROSKOP Access** DICOM products provide Standard Conformance to the following DICOM V3.0 SOP Classes as SCU:

SOP Class Name	SOP Class UID
Modality Worklist Information Model – FIND	1.2.840.10008.5.1.4.31

#### 11.1.1 Association Establishment Policies

##### 11.1.1.1 General

Worklist can be queried in automated mode - either cyclic or with “Update” – or with an interactive query with search criteria entered by application.

The default PDU size used will be 64 KB.

##### 11.1.1.2 Number of Associations

The **UROSKOP Access** DICOM application initiates one association at a time for a Worklist request.

##### 11.1.1.3 Asynchronous Nature

The **UROSKOP Access** DICOM software does not support asynchronous communication (multiple outstanding transactions over a single association).

##### 11.1.1.4 Implementation Identifying Information

Implementation Class UID	1.3.12.2.1107.5.3.4
Implementation Version Name	Siemens_FLC_48

#### 11.1.2 Association Initiation Policy

The **UROSKOP Access** DICOM Application Entity acts as a Service Class User (SCU) for the

- Modality Worklist Service Class (to request a Worklist from a RIS).

To do so, the **UROSKOP Access** will issue a

- C-FIND DIMSE according to the Modality Worklist Information Model or a
- C-FIND-CANCEL DIMSE to stop processing of running worklist query.



### 11.1.2.1 Real-World Activity

#### 11.1.2.1.1 Associated Real-World Activity – Patient Worklist Query

Patient Worklist Query will display a dialog for entering data as search criteria. When the Query is started on user request, only the data from the dialog will be inserted as matching keys into the query. An association is established and the query is sent. During receiving the worklist response items are counted and the query processing is canceled if the configurable limit of items (maximum **999**) is reached. The results will be displayed in a separate list that will be cleared with the next Patient Worklist Query.

#### 11.1.2.1.2 Proposed Presentation Contexts – Patient Worklist Query

The **UROSkoop Access** DICOM application will propose Presentation Contexts as shown in the following table:

Presentation Context Table					
Abstract Syntax		Transfer Syntax		Role	Ext. Neg.
Name	UID	Name List	UID List		
Modality Worklist Information Model – FIND	1.2.840.10008.5.1.4.31	Implicit VR Little Endian Explicit VR Big Endian Explicit VR Little Endian	1.2.840.10008.1.2 1.2.840.10008.1.2.2 1.2.840.10008.1.2.1	SCU	None

#### 11.1.2.1.3 SOP Specific Conformance Statement – Patient Worklist Query

Please refer to Annex A.5 for the description of the **UROSkoop Access** Worklist Request Identifier.

If any other SCP response status than "Success" or "Pending" is received by **UROSkoop Access**, a message "query failed" will appear on the user interface.

#### 11.1.2.1.4 Associated Real-World Activity –Worklist Update

Worklist Update attempts to download a Worklist from a remote node. If the **UROSkoop Access** AE establishes an association to a remote AE, it will transfer all worklist items via the open association. Also here the incoming worklist response items are counted and the query processing is canceled if the configurable limit of items (maximum 999) is reached.

#### 11.1.2.1.5 Proposed Presentation Contexts –Worklist Update

The **UROSkoop Access** DICOM application will propose Presentation Contexts as shown in the following table:

Presentation Context Table					
----------------------------	--	--	--	--	--

Abstract Syntax		Transfer Syntax		Role	Ext. Neg.
Name	UID	Name List	UID List		
Modality Worklist Information Model – FIND	1.2.840.10008.5.1.4.31	Implicit VR Little Endian Explicit VR Big Endian Explicit VR Little Endian	1.2.840.10008.1.2 1.2.840.10008.1.2.2 1.2.840.10008.1.2.1	SCU	None

#### 11.1.2.1.6 SOP Specific Conformance Statement –Worklist Update

Please refer to Annex A.5 for the description of the **UROSKOP Access** Worklist Request Identifier.

If any other SCP response status than "Success" or "Pending" is received by **UROSKOP Access**, a message "update failed" will appear on the user interface.

#### 11.1.3 Association Acceptance Policy

Not applicable.

## 12 Implementation Model Modality Performed Procedure Step

The **UROSKOP Access** DICOM application will support the Modality Performed Procedure Step (MPPS) SOP class as an SCU.

### 12.1 Application Data Flow Diagram

MPPS Update is performed as a result of an operator request. Applying dose through acquisition of images or fluoroscopy mode will result in automated creation on a MPPS Instance. Each request results in an initiation for an association. The association will be closed after receiving a "Success" response from the Information System.

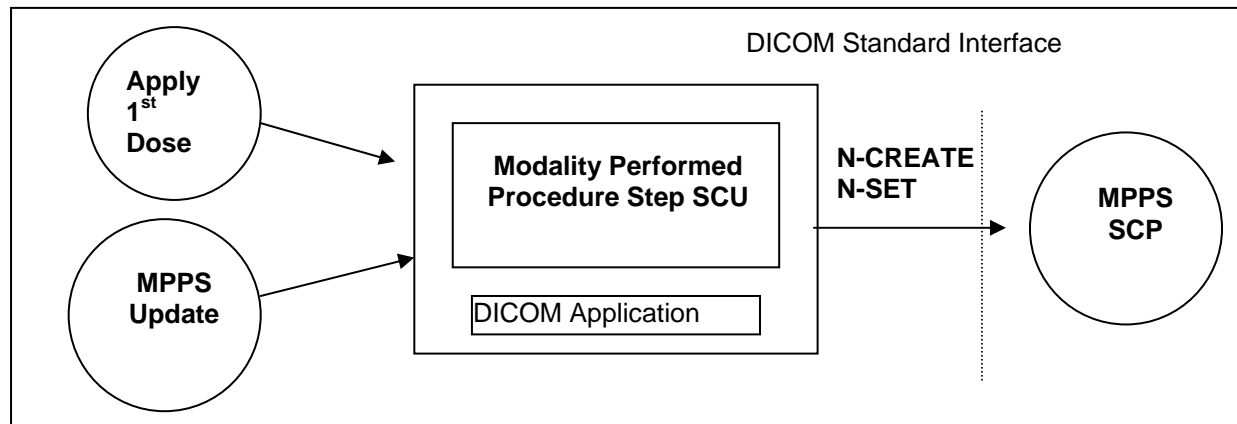


Figure 6: **UROSKOP Access** Application Data Flow Diagram – Modality Performed Procedure Step

### 12.2 Functional Definitions of Application Entities

With the 1<sup>st</sup> Dose applied consecutive to registering a Patient (Scheduled Procedure Step from Worklist), the **UROSKOP Access** DICOM application will create a MPPS Instance and communicate it to the MPPS SCP.

Furthermore a manual update can be performed with the **UROSKOP Access** MPPS user interface. Only there it is possible to set the state of the MPPS to "Completed" or "Discontinued". If done so, the **UROSKOP Access** DICOM application will no longer allow updates on the related MPPS Instance.

The **UROSKOP Access** will support creation of "unscheduled cases" by allowing MPPS Instances to be communicated for locally registered Patients.

### 12.3 Sequencing of Real-World Activities

Not applicable.

## 13 AE Specification Modality Performed Procedure Step

### 13.1 Modality Performed Procedure Step Service AEs Specification

SIEMENS **UROSKOP Access** DICOM products provide Standard Conformance to the following DICOM V3.0 SOP Classes as SCU:

SOP Class Name	SOP Class UID
Modality Performed Procedure Step	1.2.840.10008.3.1.2.3.3

#### 13.1.1 Association Establishment Policies

##### 13.1.1.1 General

The creation of a MPPS Instance is done automatically by **UROSKOP Access** after the first application of radiation ("1<sup>st</sup> dose applied").

Further updates on the MPPS data can be done interactively from the related MPPS user interface. The MPPS "Complete" or "Discontinued" states can only be set from user interface.

The default PDU size used will be 64 KB.

##### 13.1.1.2 Number of Associations

The **UROSKOP Access** DICOM application initiates one association at a time for a communication of MPPS information.

##### 13.1.1.3 Asynchronous Nature

The **UROSKOP Access** DICOM software does not support asynchronous communication (multiple outstanding transactions over a single association).

##### 13.1.1.4 Implementation Identifying Information

Implementation Class UID	1.3.12.2.1107.5.3.4
Implementation Version Name	Siemens_FLC_47

#### 13.1.2 Association Initiation Policy

The **UROSKOP Access** DICOM Application Entity acts as a Service Class User (SCU) for the

- Modality Performed Procedure Step Service Class (to notify a RIS about status of a procedure while it is performed).

To do so, the **UROSKOP Access** will issue a

- N-CREATE DIMSE according to the CREATE Modality Performed Procedure Step SOP Instance operation or a
- N-SET DIMSE to update the contents and state of the MPPS according to the SET Modality Performed Procedure Step Information operation.

### 13.1.2.1 Real-World Activity

#### 13.1.2.1.1 Associated Real-World Activity – Apply 1<sup>st</sup> Dose

Consecutive to registration of Patient, the **UROSKOP Access** is awaiting the 1<sup>st</sup> application of radiation to the patient ("1<sup>st</sup> dose applied"). From this event the trigger to create a MPPS Instance is derived. The related Instance is then immediately communicated to the configured RIS system. An association is established and the MPPS Instance is sent.

#### 13.1.2.1.2 Proposed Presentation Contexts – Apply 1<sup>st</sup> Dose

The **UROSKOP Access** DICOM application will propose Presentation Contexts as shown in the following table:

Presentation Context Table					
Abstract Syntax		Transfer Syntax		Role	Ext. Neg.
Name	UID	Name List	UID List		
Modality Performed Procedure Step	1.2.840.10008.3.1.2.3.3	Implicit VR Little Endian Explicit VR Big Endian Explicit VR Little Endian	1.2.840.10008.1.2 1.2.840.10008.1.2.2 1.2.840.10008.1.2.1	SCU	None

#### 13.1.2.1.3 SOP Specific Conformance Statement – Apply 1<sup>st</sup> Dose

Please refer to Annex A.6 for the description of the **UROSKOP Access** Modality Performed Procedure Step CREATE Request Identifier.

#### 13.1.2.1.4 Associated Real-World Activity – MPPS Update

With a dedicated MPPS UI it is possible to set additional information and set the state to finalize the MPPS. Sending updates of the MPPS Instance can be interactively triggered. A MPPS Instance that has been sent with a state of "COMPLETED" or "DISCONTINUED" can no longer be updated.

#### 13.1.2.1.5 Proposed Presentation Contexts – MPPS Update

The **UROSKOP Access** DICOM application will propose Presentation Contexts as shown in the following table:

Presentation Context Table					
Abstract Syntax		Transfer Syntax		Role	Ext. Neg.
Name	UID	Name List	UID List		
Modality Performed Procedure Step	1.2.840.10008.3.1.2.3.3	Implicit VR Little Endian Explicit VR Big Endian Explicit VR Little Endian	1.2.840.10008.1.2 1.2.840.10008.1.2.2 1.2.840.10008.1.2.1	SCU	None

### 13.1.2.1.6 SOP Specific Conformance Statement – MPPS Update

Please refer to Annex A.6 for the description of the **UROSKOP Access** Modality Performed Procedure Step SET Information Request Identifier.

The MPPS Set SCU interprets the following additional status code:

Service Status	Meaning	Error Codes	Related Fields
Processing Failure	Performed Procedure Step Object may no longer be updated	A710	

If any other SCP response status than "Success" or "Pending" is received by **UROSKOP Access**, a message "MPPS update failed" will appear on the user interface.

### 13.1.3 Association Acceptance Policy

Not applicable.

## 14 Implementation Model Print

The Print Management Service Classes define an application-level class of services that facilitate the printing of images on a hardcopy medium. The print management SCU and the print management SCP are peer DICOM print management application entities. The **UROSOP Access** DICOM print application supports the print management DIMSE services to act as SCU.

### 14.1 Application Data Flow Diagram

The **UROSOP Access** DICOM network implementation is a Windows 2000 application and acts as SCU for the print management network service.

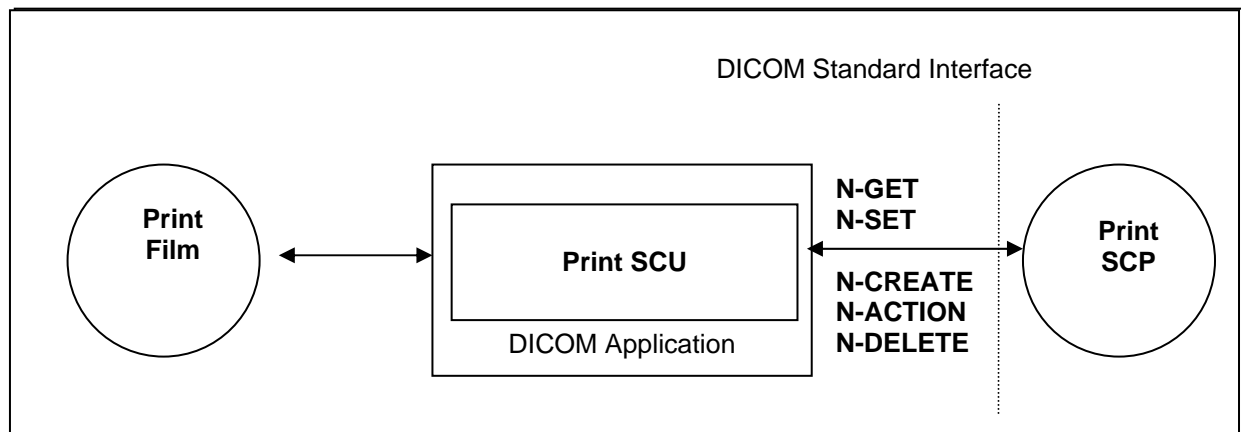


Figure 7: **UROSOP Access** DICOM Application Data Flow Diagram – Print SCU

## 14.2 Functional Definition of Application Entities

The Print SCU is invoked by the user interface to setup film-sheet layout and whenever an image is ready to be printed on film. The Print SCU will hold and maintain all data needed to compile a complete film-sheet from the data (images, layout, configuration) received. Whenever a film-sheet is ready to print, the related data is used to supply the Information to the SOP Classes of the Basic Grayscale Print Management Meta SOP Class. A queue is maintained, in order to intermediately store up to 10 film-sheets in case of resource problems on printer. The SCU will only supply and require the mandatory SOP Classes of the Basic Grayscale Print Management Meta SOP Class.

It is configurable by the CSE if a retry for failed jobs is initiated automatically.

### 14.3 Sequencing of Real-World Activities

Not applicable

## 15 Application Entity Specification Print

### 15.1 Print Management AE Specification

The **UROSOP Access** print management SCU invokes print management DIMSE services to transfer images from the local AE to the remote SCP AE to print images with defined layout on a selected network-based DICOM hardcopy printer.

SIEMENS **UROSOP Access** DICOM products provide Standard Conformance to the following DICOM V3.0 Print Management Meta SOP Classes as an SCU:

SOP Class Name	SOP Class UID
Basic Grayscale Print Management Meta SOP Class	1.2.840.10008.5.1.1.9

#### 15.1.1 Association Establishment Policies

##### 15.1.1.1 General

Whenever a film is completely set up by command or automatically, the job is prepared for processing. As soon as the queue is ready for processing the job, it is activated and encoded according the processing data. The related Print application will initiate an association to the print destination and process the printing of the related information.

The default PDU size used will be 64 KB.

##### 15.1.1.2 Number of Associations

The **UROSOP Access** DICOM application initiates one association at a time for each different print device configured.

##### 15.1.1.3 Asynchronous Nature

The **UROSOP Access** DICOM software does not support asynchronous communication (multiple outstanding transactions over a single association).

##### 15.1.1.4 Implementation Identifying Information

Implementation Class UID	1.3.12.2.1107.5.3.4
Implementation Version Name	Siemens_FLC_48

#### 15.1.2 Association Initiation Policy

Triggered by the Print job queue the Print Management SCU establishes an association by using the DICOM association services. With the help of the N-GET request for the Printer SOP Class the Status is determined before printing.



### 15.1.2.1 Associated Real-World Activity

#### 15.1.2.1.1 Associated Real-World Activity – Print Film

Whenever a film-sheet is prepared by the user, it is forwarded to the Printer Job queue. As soon as the associated Printer device is available the job is activated and association is set up.

The film sheet is set up with the related Film Session and Film Box services. The images are internally processed and then sent as image boxes as needed. Status is controlled by awaiting any N-EVENT message all through the transfer until the last image or film-sheet is sent.

If the response from the remote application contains a status other than “Success” or “Warning” the association is aborted. It can be restarted any time by user interaction. An automatic retry can be configured by a CSE. The **UROSKOP Access** writes all warning and failure messages into a log file.

#### 15.1.2.1.2 Proposed Presentation Context - Print Film

The **UROSKOP Access** DICOM print application will propose Presentation Contexts as shown in the following table:

Presentation Context Table					
Abstract Syntax		Transfer Syntax		Role	Ext. Neg.
Name	UID	Name List	UID List		
Basic Grayscale Print Management Meta SOP class	1.2.840.10008.5.1.1.9	Implicit VR Little Endian Explicit VR Little Endian Explicit VR Big Endian	1.2.840.10008.1.2 1.2.840.10008.1.2.1 1.2.840.10008.1.2.2	SCU	None

#### 15.1.2.1.3 SOP specific Conformance Statement – Meta SOP Classes

The **UROSKOP Access** DICOM print management SCU conforms to the DICOM Basic Grayscale Print Management Meta SOP Class.

The application uses a setting platform to define the properties of the connected DICOM SCP, e.g.:

- maximum number of print copies: **9**
- supported film sizes of the connected DICOM SCP
- supported film formats of the DICOM SCP

The printing is only suspended in the case of a failure return status of the SCP.

##### 15.1.2.1.3.1 Basic Film Session SOP class

The Basic Film Session information object definition describes all the user-defined parameters that are common for all the films of a film session. The Basic Film Session refers to one or more Basic Film Boxes that are printed on one hardcopy printer.

The **UROSKOP Access** DICOM print management SCU supports the following DIMSE Service elements for the Basic Film Session SOP Class as SCU:

- N-CREATE
- N-DELETE

The Basic Film Session SOP Class N-CREATE-RQ (SCU) uses the following attributes:

Attribute Name	Tag	Usage SCU	Supported Values
Number of Copies	(2000,0010)	U	Set by user
Print Priority	(2000,0020)	U	MED

The affected SOP Instance UID received with N-CREATE-RSP message will be kept internally and used for later requests (e.g. N-DELETE-RQ) on the Basic Film Session - see below:

Attribute Name	Tag	Source of Information
Requested SOP Instance UID	(0000,1000) -> (0000,1001)	Affected SOP Instance UID of N-CREATE-RSP on Basic Film Session

The N-DELETE-RQ on the Basic Film Session SOP Class is used to remove the complete Basic Film Session SOP Instance hierarchy.

The Basic Film Session SOP class interprets the following status codes (from N-CREATE-RSP, N-DELETE-RSP messages):

Service Status	Meaning	Error Codes
Failed	Film session SOP instances hierarchy does not contain film box SOP instances	C600
	Unable to create print job, print queue is full	C601
	Image size is larger than images box size	C603
Warning	Memory allocation not supported	B600
	Film session printing is not supported	B601
	Film box does not contain image box (empty page)	B602
Success	Film belonging to the film session are accepted for printing	0000

#### 15.1.2.1.3.2 Basic Film Box SOP class

The Basic Film Box information object definition describes all the user-defined parameter of one film of the film session. The Basic Film Box information description defines the presentation parameters that are common for all images on a given sheet of film.

The Basic Film Box refers to one or more Image Boxes.

Supported Service Elements as SCU are:

- N-CREATE
- N-ACTION

The Basic Film Box SOP class N-CREATE-RQ message uses the following attributes (the actual values for each attribute depend on DICOM printer configuration within the **UROSkoop Access** DICOM print management SCU):

Attribute Name	Tag	Usage SCU	Supported Values
Image Display Format	(2010,0010)	M	(from Camera Configuration)
Referenced Film Session Sequence	(2010,0500)	M	
> Referenced SOP Class UID	(0008,1150)	M	1.2.840.10008.5.1.1.1
> Referenced SOP Instance UID	(0008,1155)	M	
Film Orientation	(2010,0040)	U	(from Camera Configuration) PORTRAIT or LANDSCAPE

Film Size ID	(2010,0050)	U	(from Camera Configuration) 8INX10IN, 11INX14IN,, 14INX14IN, 14INX17IN
--------------	-------------	---	--

The N-CREATE-RSP message from the Print SCP includes the Referenced Image Box Sequence with SOP Class/Instance UID pairs that will be kept internally to be further used for the subsequent Basic Image Box SOP Class N-SET-RQ messages.

When all Image Boxes (including parameters) for the film-sheet have been set, the **UROSOP Access** DICOM print manager will issue a N-ACTION-RQ message with the SOP Instance UID of the Basic Film Box and the Action Type ID of 1.

The affected SOP Instance UID received with N-CREATE-RSP message will be kept internally and used for later requests (e.g. N-ACTION-RQ) on the Basic Film Box - see below:

Attribute Name	Tag	Source of Information
Requested SOP Instance UID	(0000,1000) -> (0000,1001)	Affected SOP Instance UID of N-CREATE-RSP on Basic Film Box

The Basic Film Box SOP class interprets the following status codes:

Service Status	Meaning	Error Codes
Failure	Unable to create print job, print queue is full	C601
	Image size is larger than images box size	C603
Warning	Film box does not contain image box (empty page)	B603
	Requested MinDensity or MaxDensity outside of Printer's operating range	B605
Success	Film accepted for printing	0000

### 15.1.2.1.3.3 Basic Grayscale Image Box SOP Class

The Basic Grayscale Image Box information object definition is the presentation of an image and image related data in the image area of a film. The Basic Image Box information describes the presentation parameters and image pixel data that apply to a single image of a sheet of film.

The Grayscale Image Box SOP Class uses only the N-SET-RQ with the following attributes:

Attribute Name	Tag	Usage SCU	Supported Values
Image Position	(2020,0010)	M	Depending on display format
BASIC Grayscale Image Sequence	(2020,0110)	M	
> Samples per Pixel	(0028,0002)	M	1
> Photometric Interpretation	(0028,0004)	M	MONOCHROME2
> Rows	(0028,0010)	M	1024
> Columns	(0028,0011)	M	1024
> Pixel Aspect Ratio	(0028,0034)	M	1\1
> Bits Allocated	(0028,0100)	M	8
> Bits Stored	(0028,0101)	M	8
> High Bit	(0028,0102)	M	7
> Pixel Representation	(0028,0103)	M	0
> Pixel Data	(7FE0,0010)	M	

The Grayscale Image Box SOP class interpret the following status codes:

Service Status	Meaning	Error Codes
Failure	Image contains more pixel than printer can print in Image Box	C603
	Insufficient memory in printer to store the image	C605
Warning	Requested Min Density or Max Density outside of Printer's operating range	B605
Success		0000

#### 15.1.2.1.3.4 Printer SOP Class

The Printer SOP Class is the possibility to monitor the status of the hardcopy printer in a synchronous and an asynchronous way.

The **UROSkoop Access** DICOM print manager SCU uses the mandatory N-EVENT-Report DIMSE service to monitor the changes of the printer status in an asynchronous way.

It can directly ask the Printer (SCP) for its status or receive events from the Printer asynchronously:

- N-GET as SCU
- N-EVENT-REPORT as SCU

In both cases the following information is supported:

*Used Printer N-EVENT Report attributes*

Event-type Name	Event	Attributes	Tag	Usage SCU
Normal	1			
Warning	2	Printer Status Info	(2110,0020)	U
Failure	3	Printer Status Info	(2110,0020)	U

*Mandatory Printer N-GET-RSP, N-EVENT-REPORT-RQ attributes*

Attribute Name	Tag	Usage SCP	Supported Values
Printer Status	(2110,0010)	M	NORMAL, FAILURE, WARNING
Printer Status Info	(2110,0020)	M	SUPPLY EMPTY <sup>a</sup> , SUPPLY LOW, RECEIVER FULL, NO RECEIVE MGZ, FILM JAM

### 15.1.3 Association Acceptance Policy

Not applicable

<sup>a</sup> Only valid in case of Printer Status WARNING

## 16 Communication Profiles

### 16.1 Supported Communication Stacks

The **UROSKOP Access** DICOM application provides DICOM V3.0 TCP/IP Network Communication Support as defined in Part 8 of the DICOM Standard.

#### 16.1.1 TCP/IP Stack

The **UROSKOP Access** DICOM application uses the TCP/IP stack from the Windows 2000 Operating System upon which it executes. It uses the MergeCOM-3 subroutine library from Merge Technologies Inc. that is based on a Berkeley socket interface.

##### 16.1.1.1 API

The **UROSKOP Access** DICOM application uses the MergeCOM library that is based on a TCP/IP socket interface.

##### 16.1.1.2 Physical Media Support

The **UROSKOP Access** DICOM application is indifferent to the physical medium over which TCP/IP executes; it inherits this from the Windows 2000 system upon which it executes.

## **17 Extensions / Specializations / Privatizations**

### **17.1.1 Standard Extended / Specialized / Private SOPs**

Please refer to Appendix A.1 and A.2 for all information on these topics. A detailed overview is given there.

### **17.1.2 Private Transfer Syntaxes**

Not applicable

## **18 Configuration**

### **18.1 AE Title/Presentation Address Mapping**

To ensure unique identification within the network the hostname could be used as part of the AE Titles (see examples below, hostname = FLC1). The string can be up to 16 characters long and must not contain any extended characters, only 7-bit ASCII characters (excluding Control Characters) are allowed according to DICOM Standard.

#### **18.1.1 DICOM Verification**

The Verification Service uses the AE configuration of the DICOM Service that is checked with the C-ECHO message. e.g. Verification will use the Storage SCU AE, if initiated to check the configuration of a remote DICOM storage provider.

#### **18.1.2 DICOM Storage SCP AE Title**

The DICOM Storage Provider application provides an application entity title that can be configured via Service UI:

e.g. FLC\_STORE\_SCP

The port number of the provider is set to the fixed value of

104

#### **18.1.3 DICOM Storage SCU AE Title**

The DICOM Storage User application provides an application entity title that can be configured via Service UI:

e.g. FLC\_STORE\_SCU

For each Storage destination the AET, Port and IP-Address can be configured.

#### **18.1.4 DICOM Query/Retrieve AE Title**

The DICOM Query/Retrieve application provides an own application entity title that can be configured via Service UI:

e.g. FLC\_QR\_SCU

For each Query/Retrieve provider the AET, Port and IP-Address can be configured.

### 18.1.5 DICOM Storage Commitment AE Title

The DICOM Storage Commitment application provides the application entity title that can be configured via Service UI:

e.g. FLC\_STC\_SCU

The port number is set to the fixed value of

104

For **one** Storage Commitment provider (archive node) the AET, Port and IP-Address can be configured.

### 18.1.6 DICOM Worklist AE Title

The DICOM Worklist application provides an application entity title that can be configured via Service UI:

e.g. FLC\_WK\_SCU

For **one** Worklist provider the AET, Port and IP-Address can be configured.

### 18.1.7 DICOM MPPS AE Title

The DICOM Modality Performed Procedure Step application uses the same application entity title as configured for the DICOM Worklist application

For **one** MPPS provider the AET, Port and IP-Address can be configured.

### 18.1.8 DICOM Print AE Title

The DICOM Print application provides the application entity title:

e.g. FLC\_PRINT\_SCU

The port number is set to the fixed value of

104

For each Print provider the AET, Port and IP-Address can be configured

## 18.2 Configurable Parameters

The Application Entity Titles, host names and port numbers are configured using the Siemens FLUOROSPOT® Compact Service/Installation Tool. For each AET the list of services supported can be configured.

---

### 18.2.1 Storage and Query/Retrieve

The Siemens FLUOROSPOT® Compact Service/Installation Tool can be used to set the AET's, port-numbers, host-names, IP-addresses and capabilities for the remote nodes (SCP's). For each remote node it is configurable, whether the XRF IOD or Secondary Capture IOD should be used..

Storage: Retry delay for failed jobs (range: 5 to 180 minutes, 0 means no retry). Maximum 5 retries will occur (per AE target).

### 18.2.2 Storage Commitment

One destination (AET, Port and IP) can be configured for receiving Storage Commitment requests.

### 18.2.3 Modality Worklist

Time-out waiting for a response from the worklist provider (Query waiting time: maximum 999 s).

Maximum of worklist entries received (Max. Query Match: maximum 999).

Time between automated worklist queries (0 .. 1440 min.; 0 min means no automatic query)

### 18.2.4 Modality Performed Procedure Step

One destination (AET, Port and IP) can be configured for receiving the MPPS data.

### 18.2.5 Print

The Siemens FLUOROSPOT® Compact Service/Installation Tool can be used to configure the SCPs (DICOM-Printers). The AET, host-name, IP-address and port-number can be set.

Print: Retry delay for failed jobs (range: 5 to 180 minutes, 0 means no retry). Maximum 5 retries will occur.

## 18.3 Default Parameters

This installation tool also uses some default parameters:

- max. PDU size set to 65536 Bytes (64 KB)
- time-out for accepting/rejecting an association request: 15 s
- time-out for responding to an association open/close request: 15 s
- time-out for accepting a message over network: 30 s
- time-out for waiting for data between TCP/IP-packets: 15 s

The time-outs for waiting for a Service Request/Response message from the remote node are as follows:



- for Storage SCP/SCU: 600 s
- for Query/Retrieve SCP/SCU: 600 s
- for Print Management SCU:
  - time-out for Response to N-SET-RQ: 25 s
  - time-out for Response to other Requests: 25 s
- for Storage Commitment SCU:
  - waiting time for response within same association: 10 s

## **19 Support of Extended Character Sets**

The Siemens **UROSKOP Access** DICOM application supports the

- ISO\_IR 100 (ISO 8859-1:1987 Latin Alphabet No. 1 supplementary set)

## Application Profile Conformance Statement

This chapter contains the Conformance Statement to all "Offline Media Application Profiles (incl. private extensions)" supported by the **UROSKOP Access** archive options.

Those application profiles supported shall be:

- General Purpose CDR

## 1 Introduction

### 1.1 Purpose

This DICOM Conformance Statement is written according to part PS 3.2 of [1].

The applications described in this conformance statement are the SIEMENS Radiofluoroscapy Systems based on the **UROSKOP Access** software. The **UROSKOP Access** DICOM offline media storage service implementation acts as FSC, FSU and/or FSR for the specified application profiles and the related SOP Class instances.

### 1.2 Scope

This DICOM Conformance Statement refers to SIEMENS **UROSKOP Access** based products using FLUOROSPOT<sup>®</sup> Compact software. The following table relates FLUOROSPOT<sup>®</sup> Compact software names to SIEMENS products:

Software Name	SIEMENS Product
VD46	FLUOROSPOT <sup>®</sup> Compact

### 1.3 Definitions, Abbreviations

#### 1.3.1 Definitions

DICOM	Digital Imaging and Communications in Medicine
DIMSE	DICOM Message Service Element
DIMSE-C	DICOM Message Service Element with Composite information objects

#### 1.3.2 Abbreviations

ACR	American College of Radiology
AE	DICOM Application Entity
ASCII	American Standard Code for Information Interchange
DB	Database
DCS	DICOM Conformance Statement
FSC	File Set Creator
FSR	File Set Reader
FSU	File Set Updater
IOD	DICOM Information Object Definition
ISO	International Standard Organization
MOD	Magneto-optical Disk
NEMA	National Electrical Manufacturers Association
O	Optional Key Attribute
PDU	DICOM Protocol Data Unit
R	Required Key Attribute
RWA	Real-World Activity
U	Unique Key Attribute

### 1.4 References

[DICOM]	Digital Imaging and Communications in Medicine (DICOM), NEMA PS 3.1-16, 2003
---------	--

## 1.5 Remarks

DICOM, by itself, does not guarantee interoperability. However, the Conformance Statement facilitates a first-level validation for interoperability between different applications supporting the same DICOM functionality as SCU and SCP, respectively.

This Conformance Statement is not intended to replace validation with other DICOM equipment to ensure proper exchange of information intended.

The scope of this Conformance Statement is to facilitate communication with Siemens and other vendors' Medical equipment. The Conformance Statement should be read and understood in conjunction with the DICOM Standard [DICOM]. It is, however, by itself not guaranteed to ensure the desired interoperability and a successful interconnectivity.

The user should be aware of the following important issues:

- The comparison of different conformance statements is the first step towards assessing interconnectivity between Siemens and non-Siemens equipment.
- Test procedures should be defined and tests should be performed by the user to validate the connectivity desired. DICOM itself and the conformance parts do not specify this.
- The standard will evolve to meet the users' future requirements. Siemens is actively involved in developing the standard further and therefore reserves the right to make changes to its products or to discontinue its delivery.
- Siemens reserves the right to modify the design and specifications contained herein without prior notice. Please contact your local Siemens representative for the most recent product information.

## 2 Implementation Model

### 2.1 Application Data Flow Diagram

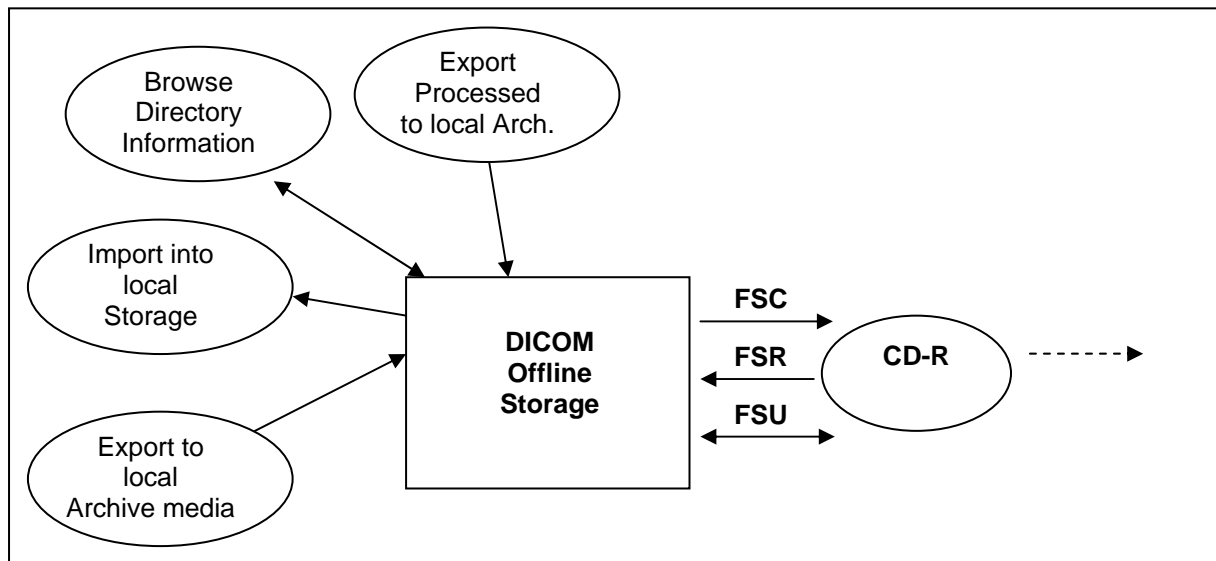


Figure 1: **UROSKOP Access** DICOM Media Storage Implementation Model

The DICOM Offline Storage application will serve as an interface to the CD-R offline medium device. It serves interfaces to include the offline media directory into the browser and to copy SOP instances to a medium or retrieve SOP Instances from medium into local storage.

The DICOM Offline Storage application will support the 120mm CD-R medium only.

The FSU role will update new SOP Instances only to media with pre-existing File-sets conforming to the Application Profiles supported.

The contents of the DICOMDIR will be temporarily stored in a local Archive-Database.

### 2.2 Functional Definitions of AEs

The **UROSKOP Access** DICOM offline media storage application consists of the DICOM application entity serving all interfaces to access offline media. The DICOM Offline Storage application is capable of

1. creating a new File-set onto an unwritten medium (Export to...).
2. updating an existing File-set by writing new SOP Instances onto the medium (Export to...).
3. importing SOP Instances from the medium onto local storage
4. reading the File-sets DICOMDIR information into temporary database and pass it to display applications.
5. Writing/Updating File-Sets with processed image export.

### 2.3 Sequencing of Real-World Activities

Not applicable.

## 2.4 File Meta Information Options

Implementation Class UID	1.3.12.2.1107.5.3.4
Implementation Version Name	Siemens_FLC_48

## 3 AE Specifications

### 3.1 DICOM Archive Specification

The DICOM Offline Storage provides Standard conformance to Media Storage Service Class (Interchange Option). Details are listed in following Table:

Application Profiles Supported	Real-World Activity	Role	SC Option
STD-GEN-CD	Browse Directory Information	FSR	Interchange
	Import into local Storage	FSR	Interchange
	Export to local Archive Media	FSC, FSU	Interchange

#### 3.1.1 File Meta Information for the Application Entity

The Source Application Entity Title is set by configuration. See Chapter "Configuration" for details.

#### 3.1.2 Real-World Activities for this Application Entity

##### 3.1.2.1 Real-World Activity: Browse Directory Information

The DICOM Offline Storage application acts as FSR using the interchange option when requested to read the media directory.

The DICOM Offline Storage application will read the DicomDIR and insert those directory entries, that are valid for the application profiles supported, into a local database. The database can then be used for browsing media contents.

*During operation no "Attribute Value Precedence" is applied to the SOP Instances. Detached Patient Management is not supported.*

##### 3.1.2.1.1 Application Profiles for the RWA: Browse Directory Information

See Table in section 3.1 for the Application Profiles listed that invoke this Application Entity for the Browse Directory Information RWA.

##### 3.1.2.2 Real-World Activity: Import into local Storage

The DICOM Offline Storage application acts as FSR using the interchange option when requested to read SOP Instances from the medium into the local storage.

The SOP Instance selected from the media directory will be copied into the local storage. Only SOP Instances, that are valid for the application profile supported, can be retrieved from media storage. This is due to the fact that the Browse Directory Information will filter all SOP Instances not matching the Application profiles supported.

*During operation no "Attribute Value Precedence" is applied to the SOP Instances. Detached Patient Management is not supported.*

The DICOM Offline Storage application supports only SOP Instances generated by the **UROSKOP Access** application.

For media conforming to the STD-GEN-CD Profile the following SOP classes will be supported as an FSR:

Information Object Definition	SOP Class UID	Transfer Syntax UID
X-Ray Radiofluoroscopic Image	1.2.840.10008.5.1.4.1.1.12.2	Explicit VR Little Endian Uncompressed 1.2.840.10008.1.2.1
Secondary Capture Image	1.2.840.10008.5.1.4.1.1.7	Explicit VR Little Endian Uncompressed 1.2.840.10008.1.2.1

### 3.1.2.2.1 Application Profiles for the RWA: Import into local Storage

See Table in section 3.1 for the Application Profiles listed that invoke this Application Entity for the Import into Local Storage RWA.

### 3.1.2.3 Real-World Activity: Export to local Archive Media

The DICOM Offline Storage application acts as FSU (for media with existing DICOM file-set) or FSC (media not initialized) using the interchange option when requested to copy SOP Instances from the local storage to local Archive Medium.

The DICOM Archive application will receive a list of marked SOP Instances to be copied to the local archive medium. According to the state of the medium inserted (new medium, Medium with DICOM file-set) the validity of the SOP Instances according to the applicable profile is checked. Only valid SOP Instances are accepted. The user can select if "all" images are marked or the marks from image acquisition will be retained.

The user can choose the IOD format of the instances: RF or SC (Secondary Capture).

The DICOM archive application will not close the medium.

Conforming to the STD-GEN-CD Profile the following SOP classes will be supported as an FSC and FSU:

Information Object Definition	SOP Class UID	Transfer Syntax UID
X-Ray Radiofluoroscopic Image	1.2.840.10008.5.1.4.1.1.12.2	Explicit VR Little Endian Uncompressed 1.2.840.10008.1.2.1
Secondary Capture Image	1.2.840.10008.5.1.4.1.1.7	Explicit VR Little Endian Uncompressed 1.2.840.10008.1.2.1

**3.1.2.3.1 Application Profiles for the RWA: Export to local Archive Media**

See Table in section 3.1 for the Application Profiles listed that invoke this Application Entity for the Export to local Archive Media RWA.



## 4 Augmented and Private Profiles

### 4.1 Augmented Application Profiles

Not applicable.

### 4.2 Private Application Profiles

Not applicable.

## 5 Extensions, Specializations and Privatizations of SOP Classes and Transfer Syntaxes

The SOP Classes listed refer in majority to those created by the equipment to which this conformance Statement is related to. For SOP classes not listed in this section, please refer to the Storage section of the DICOM Conformance Statement of the product. This will include all SOP Instances that can be received and displayed and therefore will be included into offline media storage even though these SOP Instances are not created by the equipment serving the Media Storage Service.

Restrictions and Extensions:

1. The DICOM Offline Storage application supports only SOP Instances generated by the **UROSKOP Access** application.
2. It is possible to store images on CD in a “packed” manner. This will result in a DICOMDIR containing “PRIVATE” records instead of “IMAGE” records. This functionality is not intended as exchange media with other systems.
3. The user can choose the IOD format of the instances: RF or SC (Secondary Capture).
4. It is possible to update a CD containing unpacked images with packed images and vice versa.

### 5.1 SOP Specific Conformance Statement for Basic Directory

#### 5.1.1 Extension, Specialization for “Packed CD”

The PRIVATE directory records will be identified according to the information in the following table:

Attribute	Tag	Value used
Private Record UID	(0004,1432)	1.3.12.2.1107.5.3.4.1

#### 5.1.2 DICOMDIR Attributes

The DICOMDIR file will contain the following attributes for the levels Patient – Study – Series – Image -Private

Attribute Name	Tag	Type	Notes
File Set Identification			
File-set ID	(0004,1130)	2	Volume label of media
Directory Information			
Offset of the First Directory Record of the Root Directory Entry	(0004,1200)	1	
Offset of the Last Directory Record of the Root Directory Entry	(0004,1202)	1	
File-set Consistency Flag	(0004,1212)	1	0000h
Directory Record Sequence	(0004,1220)	2	
> Offset of Next Directory Record	(0004,1400)	1C	
> Record In-use Flag	(0004,1410)	1C	FFFFh
> Offset of Referenced Lower-Level Directory Entity	(0004,1420)	1C	
> Directory Record Type	(0004,1430)	1C	PATIENT, STUDY, SERIES, IMAGE, PRIVATE
> Private Record UID	(0004,1432)	1C	For PRIVATE Directory Record
> Referenced File ID	(0004,1500)	1C	Filename and path, only for IMAGE Directory Records
> Referenced SOP Class UID in File	(0004,1510)	1C	For IMAGE Directory Records
> Referenced SOP Instance UID in File	(0004,1511)	1C	For IMAGE Directory Records
> Referenced Transfer Syntax UID in File	(0004,1512)	1C	For IMAGE Directory Records
> Record Selection Keys	See below	n. a.	
Patient Keys			Directory Record Type PATIENT
Specific Character Set	(0008,0005)	1C	
Patient's Name	(0010,0010)	2	
Patient ID	(0010,0020)	1	
Date of Birth	(0010,0030)	3	
Patient's Sex	(0010,0040)	3	
Study Keys			Directory Record Type STUDY
Specific Character Set	(0008,0005)	1C	
Study Date	(0008,0020)	1	
Study Time	(0008,0030)	1	
Accession Number	(0008,0050)	2	
Study Description	(0008,1030)	2	
Study Instance UID	(0020,000D)	1C	
Study ID	(0020,0010)	1	
Series Keys			Directory Record Type SERIES
Specific Character Set	(0008,0005)	1C	
Modality	(0008,0060)	1	
Institution Name	(0008,0080)	3	
Institution Address	(0008,0081)	3	Zero length
Series Description	(0008,103E)	3	
Performing Physician	(0008,1050)	3	
Series Instance UID	(0020,000E)	1	
Series Number	(0020,0011)	1	
Performed Procedure Step ID	(0040,0253)	3	Only for RIS patients
Image Keys			Directory Record Type IMAGE
Image Type	(0008,0008)		
Instance Number	(0020,0013)	1	
Number of Frames	(0028,0008)	3	
Calibration Image	(0050,0004)	3	Zero length
Icon Image Sequence	(0088,0200)	3	
>Samples per Pixel	(0028,0002)	1C	1
>Photometric Interpretation	(0028,0004)	1C	MONOCHROME2
>Rows	(0028,0010)	1C	128
>Columns	(0028,0011)	1C	128

>Bits Allocated	(0028,0100)	1C	8
>Bits Stored	(0028,0101)	1C	8
>High Bit	(0028,0102)	1C	7
>Pixel Representation	(0028,0103)	1C	0000H
>Pixel Data	(7FE0,0010)	1C	Icon Image
Private Keys			Directory Record Type PRIVATE
Private Record UID	(0004,1432)	1	
Instance Number	(0020,0013)	1	

## 6 Configuration

### 6.1 AE Title Mapping

#### 6.1.1 DICOM Media Storage AE Title

The DICOM Storage application provides the application entity title:

Not applicable.

## 7 Support of Extended Character Sets

The Siemens **UROSOP Access** DICOM application supports the

- ISO\_IR 100 (ISO 8859-1:1987 Latin Alphabet No. 1 supplementary set)

## A APPENDIX

### A.1 SC Standard Extended SOP Class

*“overview of supplied attributes – SC image”*

Attribute Name	Tag	Value
Specific Character Set	(0008,0005)	“ISO_IR 100”
Image Type	(0008,0008)	see A.3
SOP Class UID	(0008,0016)	1.2.840.10008.5.1.4.1.1.7
SOP Instance UID	(0008,0018)	System generated
Study Date	(0008,0020)	<yyyymmdd>
Series Date	(0008,0021)	<yyyymmdd>
Acquisition Date	(0008,0022)	<yyyymmdd>
Content Date	(0008,0023)	<yyyymmdd>
Study Time	(0008,0030)	<hhmmss>
Series Time	(0008,0031)	<hhmmss>
Acquisition Time	(0008,0032)	<hhmmss>
Image Time	(0008,0033)	<hhmmss>
Accession Number	(0008,0050)	From Modality Worklist or user input
Modality	(0008,0060)	RF
Conversion Type	(0008,0064)	DI
Manufacturer	(0008,0070)	SIEMENS
Institution Name	(0008,0080)	From Configuration
Referring Physician's Name	(0008,0090)	From Modality Worklist
Station Name	(0008,1010)	From Configuration (hostname)
Study Description	(0008,1030)	User input, default (0032,1060) from Modality Worklist
Procedure Code Sequence	(0008,1032)	(0032,1064) from Modality Worklist
> Code Value	(0008,0100)	(0032,1064) from Modality Worklist
> Coding Scheme Designator	(0008,0102)	(0032,1064) from Modality Worklist
> Coding Scheme Version	(0008,0103)	(0032,1064) from Modality Worklist
> Code Meaning	(0008,0104)	(0032,1064) from Modality Worklist
Series Description	(0008,103E)	Organ program name
Performing Physician's Name	(0008,1050)	Physician field in Study list, default (0040,0006) from Modality Worklist
Operator's Name	(0008,1070)	User input
Admitting Diagnoses Description	(0008,1080)	From Modality Worklist
Manufacturer's Model Name	(0008,1090)	FLUOROSPOT_COMPACT
Referenced Study Sequence	(0008,1110)	From Modality Worklist
> Referenced SOP Class UID	(0008,1150)	From Modality Worklist
> Referenced SOP Instance UID	(0008,1155)	From Modality Worklist
Referenced Performed Procedure Step Sequence	(0008,1111)	Only with MPPS
> Referenced SOP Class UID	(0008,1150)	1.2.840.10008.3.1.2.3.3 (MPPS)
> Referenced SOP Instance UID	(0008,1155)	Reference to MPPS
Patient's Name	(0010,0010)	From Modality Worklist or user input (all 5 components)
Patient ID	(0010,0020)	From Modality Worklist or user input
Patient's Birth Date	(0010,0030)	From Modality Worklist or user input
Patient's Sex	(0010,0040)	From Modality Worklist or user input
Other Patient IDs	(0010,1000)	From Modality Worklist
Other Patient Names	(0010,1001)	From Modality Worklist
Patient's Size	(0010,1020)	From Modality Worklist
Patient's Weight	(0010,1030)	From Modality Worklist
Ethnic Group	(0010,2160)	From Modality Worklist

Additional Patient History	(0010,21B0)	From Modality Worklist
Patient Comments	(0010,4000)	From Modality Worklist
Device Serial Number	(0018,1000)	From Configuration
Software Version	(0018,1020)	From Configuration
Protocol Name	(0018,1030)	Organ program name
Study Instance UID	(0020,000D)	From Modality Worklist or generated by FLC
Series Instance UID	(0020,000E)	System generated
Study ID	(0020,0010)	User Input, default (0040,1001) from Modality Worklist
Series Number	(0020,0011)	System generated
Acquisition Number	(0020,0012)	System generated
Instance Number	(0020,0013)	System generated
Patient Orientation	(0020,0020)	Zero length
Laterality	(0020,0060)	Zero length
Image Comments	(0020,4000)	From user input
Samples per Pixel	(0028,0002)	1
Photometric Interpretation	(0028,0004)	MONOCHROME2
Rows	(0028,0010)	1024 or 512 (Downsized Images)
Columns	(0028,0011)	1024 or 512 (Downsized Images)
Bits Allocated	(0028,0100)	16 or 8 (Downsized Images)
Bits Stored	(0028,0101)	10 or 8 (Downsized Images)
High Bit	(0028,0102)	9 or 7 (Downsized Images)
Pixel Representation	(0028,0103)	0000H
Window Center	(0028,1050)	-256...1280
Window Width	(0028,1051)	1...2048
Study Comments	(0032,4000)	User Input
Current Patient Location	(0038,0300)	From Modality Worklist
Performed Procedure Step ID	(0040,0253)	RF<YYMMDDHHMMSSFF>
Performed Protocol Code Sequence	(0040,0260)	User input, default (0040,0007) from Modality Worklist
> Code Value	(0008,0100)	User input, default (0040,0007) from Modality Worklist
> Coding Scheme Designator	(0008,0102)	User input, default (0040,0007) from Modality Worklist
> Coding Scheme Version	(0008,0103)	User input, default (0040,0007) from Modality Worklist
> Code Meaning	(0008,0104)	User input, default (0040,0007) from Modality Worklist
Request Attributes Sequence	(0040,0275)	n. a.
>Scheduled Procedure Step Description	(0040,0007)	From Modality Worklist
> Scheduled Protocol Code Sequence	(0040,0008)	From Modality Worklist
>> Code Value	(0008,0100)	From Modality Worklist
>> Coding Scheme Designator	(0008,0102)	From Modality Worklist
>> Coding Scheme Version	(0008,0103)	From Modality Worklist
>> Code Meaning	(0008,0104)	From Modality Worklist
>Scheduled Procedure Step ID	(0040,0009)	From Modality Worklist
>Requested Procedure ID	(0040,1001)	From Modality Worklist or user input
Overlay Rows	(6000,0010)	1024 or 512
Overlay Columns	(6000,0011)	1024 or 512
Overlay Type	(6000,0040)	"G"
Overlay Origin	(6000,0050)	1\1
Overlay Bits Allocated	(6000,0100)	16 or 1
Overlay Bit Position	(6000,0102)	12 or 0
Overlay Data	(6000,3000)	Only if 0028,0100 = 8
Pixel Data	(7FE0,0010)	System generated

## A.2 XRF Standard Extended SOP Class

*“overview of supplied attributes –XRF image”*

Attribute Name	Tag	Value
Specific Character Set	(0008,0005)	“ISO_IR 100”
Image Type	(0008,0008)	see A.3
SOP Class UID	(0008,0016)	1.2.840.10008.5.1.4.1.1.12.1
SOP Instance UID	(0008,0018)	System generated
Study Date	(0008,0020)	<yyyymmdd>
Series Date	(0008,0021)	<yyyymmdd>
Acquisition Date	(0008,0022)	<yyyymmdd>
Content Date	(0008,0023)	<yyyymmdd>
Study Time	(0008,0030)	<hhmmss>
Series Time	(0008,0031)	<hhmmss>
Acquisition Time	(0008,0032)	<hhmmss>
Image Time	(0008,0033)	<hhmmss>
Accession Number	(0008,0050)	From Modality Worklist or user input
Modality	(0008,0060)	RF
Manufacturer	(0008,0070)	SIEMENS
Institution Name	(0008,0080)	From Configuration
Referring Physician's Name	(0008,0090)	From Modality Worklist
Station Name	(0008,1010)	From Configuration (hostname)
Study Description	(0008,1030)	User input, default (0032,1060) from Modality Worklist
Procedure Code Sequence	(0008,1032)	(0032,1064) from Modality Worklist
> Code Value	(0008,0100)	(0032,1064) from Modality Worklist
> Coding Scheme Designator	(0008,0102)	(0032,1064) from Modality Worklist
> Coding Scheme Version	(0008,0103)	(0032,1064) from Modality Worklist
> Code Meaning	(0008,0104)	(0032,1064) from Modality Worklist
Series Description	(0008,103E)	Organ program name
Performing Physician's Name	(0008,1050)	Physician field in Study list, default (0040,0006) from Modality Worklist
Operator's Name	(0008,1070)	User input
Admitting Diagnoses Description	(0008,1080)	From Modality Worklist
Manufacturer's Model Name	(0008,1090)	FLUOROSPOT_COMPACT
Referenced Study Sequence	(0008,1110)	From Modality Worklist
> Referenced SOP Class UID	(0008,1150)	From Modality Worklist
> Referenced SOP Instance UID	(0008,1155)	From Modality Worklist
Referenced Performed Procedure Step Sequence	(0008,1111)	Only with MPPS
> Referenced SOP Class UID	(0008,1150)	1.2.840.10008.3.1.2.3.3 (MPPS)
> Referenced SOP Instance UID	(0008,1155)	Reference to MPPS
Recommended Display Frame Rate	(0008,2144)	Same as Cine Rate
Patient's Name	(0010,0010)	From Modality Worklist or user input (all 5 components)
Patient ID	(0010,0020)	From Modality Worklist or user input
Patient's Birth Date	(0010,0030)	From Modality Worklist or user input
Patient's Sex	(0010,0040)	From Modality Worklist or user input
Other Patient IDs	(0010,1000)	From Modality Worklist
Other Patient Names	(0010,1001)	From Modality Worklist
Patient's Size	(0010,1020)	From Modality Worklist
Patient's Weight	(0010,1030)	From Modality Worklist
Ethnic Group	(0010,2160)	From Modality Worklist
Additional Patient History	(0010,21B0)	From Modality Worklist
Patient Comments	(0010,4000)	From Modality Worklist
Contrast / Bolus Agent	(0018,0010)	Zero length

Cine Rate	(0018,0040)	F/s, only if multi-frame
KVP	(0018,0060)	From Acquisition
Device Serial Number	(0018,1000)	From Configuration
Software Version	(0018,1020)	From Configuration
Protocol Name	(0018,1030)	Organ program name
Frame Time	(0018,1063)	Only if multi-frame
Distance Source to Detector	(0018,1110)	1110
Distance Source to Patient	(0018,1111)	Only for calibrated images
Estimated Radiographic Magnification Factor	(0018,1114)	Only for calibrated images
Table Motion	(0018,1134)	"STATIC"
Table Angle	(0018,1138)	From Acquisition
Field of View Shape	(0018,1147)	"ROUND"
Field of View Dimension(s)	(0018,1149)	From Acquisition
Exposure Time	(0018,1150)	Cumulative time: pulse width * number of frames
X-Ray Tube Current	(0018,1151)	From Acquisition
Average Pulse Width	(0018,1154)	From Acquisition
Radiation Setting	(0018,1155)	GR or SC
Radiation Mode	(0018,115A)	CONTINUOUS for continuous fluoro, PULSED else
Intensifier Size	(0018,1162)	From Configuration
Imager Pixel Spacing	(0018,1164)	From Acquisition; not for Videoloop
Shutter Shape	(0018,1600)	RECTANGULAR\CIRCULAR
Shutter Left Vertical Edge	(0018,1602)	From Acquisition / Post-processing
Shutter Right Vertical Edge	(0018,1604)	From Acquisition / Post-processing
Shutter Upper Horizontal Edge	(0018,1606)	From Acquisition / Post-processing
Shutter Lower Horizontal Edge	(0018,1608)	From Acquisition / Post-processing
Center of Circular Shutter	(0018,1610)	512\512 or 256\256 (Downsized Images)
Radius of Circular Shutter	(0018,1612)	517 or 258 (Downsized Images)
Study Instance UID	(0020,000D)	From Modality Worklist or generated by FLC
Series Instance UID	(0020,000E)	System generated
Study ID	(0020,0010)	User Input, default (0040,1001) from Modality Worklist
Series Number	(0020,0011)	System generated
Acquisition Number	(0020,0012)	System generated
Instance Number	(0020,0013)	System generated
Patient Orientation	(0020,0020)	Zero length
Laterality	(0020,0060)	Zero length
Image Comments	(0020,4000)	From user input, comment in overlay for multi-frame
Samples per Pixel	(0028,0002)	1
Photometric Interpretation	(0028,0004)	MONOCHROME2
Number of Frames	(0028,0008)	Only if multi-frame
Frame Increment Pointer	(0028,0009)	<0018,1063> only if multi-frame
Rows	(0028,0010)	1024 or 512 (Downsized Images)
Columns	(0028,0011)	1024 or 512 (Downsized Images)
Bits Allocated	(0028,0100)	16 or 8 (Downsized Images)
Bits Stored	(0028,0101)	10 or 8 (Downsized Images)
High Bit	(0028,0102)	9 or 7 (Downsized Images)
Pixel Representation	(0028,0103)	0000H
Pixel Intensity Relationship	(0028,1040)	LOG for multi-frame DSA, LIN else
Window Center	(0028,1050)	-256...1280, 2 values for DSA images
Window Width	(0028,1051)	1...2048, 2 values for DSA images
Recommended Viewing Mode	(0028,1090)	NAT, SUB, only if multi-frame and (0028,1040) = LOG
Modality LUT Sequence	(0028,3000)	If (0028,1040) = LOG
> LUT Descriptor	(0028,3002)	<1024,0,16>
> Modality LUT Type	(0028,3004)	"US"
> LUT Data	(0028,3006)	Array of Gray values for Delog

Representative Frame Number	(0028,6010)	Only if multi-frame
Mask Subtraction Sequence	(0028,6100)	Only if multi-frame and (0028,1040) = LOG
> Mask Operation	(0028,6101)	"AVG_SUB"
> Mask Frame Numbers	(0028,6110)	Mask Frame Number (always only one mask)
> Mask Sub-pixel Shift	(0028,6114)	From Post-processing
Study Comments	(0032,4000)	User Input
Current Patient Location	(0038,0300)	From Modality Worklist
Performed Procedure Step ID	(0040,0253)	RF<YYMMDDHHMMSSFF>
Performed Protocol Code Sequence	(0040,0260)	User input, default (0040,0007) from Modality Worklist
> Code Value	(0008,0100)	User input, default (0040,0007) from Modality Worklist
> Coding Scheme Designator	(0008,0102)	User input, default (0040,0007) from Modality Worklist
> Coding Scheme Version	(0008,0103)	User input, default (0040,0007) from Modality Worklist
> Code Meaning	(0008,0104)	User input, default (0040,0007) from Modality Worklist
Request Attributes Sequence	(0040,0275)	n. a.
> Scheduled Protocol Code Sequence	(0040,0008)	From Modality Worklist
>> Code Value	(0008,0100)	From Modality Worklist
>> Coding Scheme Designator	(0008,0102)	From Modality Worklist
>> Coding Scheme Version	(0008,0103)	From Modality Worklist
>> Code Meaning	(0008,0104)	From Modality Worklist
>Scheduled Procedure Step Description	(0040,0007)	From Modality Worklist
>Scheduled Procedure Step ID	(0040,0009)	From Modality Worklist
>Requested Procedure ID	(0040,1001)	From Modality Worklist or user input
Overlay Rows	(6000,0010)	1024
Overlay Columns	(6000,0011)	1024
Number of Frames in Overlay	(6000,0015)	Same as (0028,0008) only if multi-frame
Overlay Type	(6000,0040)	"G"
Overlay Origin	(6000,0050)	1\1
Image Frame Origin	(6000,0051)	1 only if multi-frame
Overlay Bits Allocated	(6000,0100)	16 or 1
Overlay Bit Position	(6000,0102)	12 or 0
Overlay Data	(6000,3000)	only if 0028,0100 = 8
Pixel Data	(7FE0,0010)	System generated



### A.3 SOP Common Module – Image Type Extensions

“overview of settings in tag Image Type (0008,0008)”

Type of Scene / Image	Image Type
Standard Single Image	ORIGINAL\PRIMARY\SINGLE PLANE
Store Monitor of Single Image	DERIVED\SECONDARY\SINGLE PLANE\STORE MONITOR
Native Series	ORIGINAL\PRIMARY\SINGLE PLANE
Store Monitor of Native Series	DERIVED\SECONDARY\SINGLE PLANE\STORE MONITOR
Stored Fluoroscopy	ORIGINAL\PRIMARY\SINGLE PLANE\LOOP
Last Image Hold of Fluoroscopy	ORIGINAL\PRIMARY\SINGLE PLANE\LIH

### A.4 Private Data

All private data used in the XRF and Secondary Capture Storage SOP Class is stored under the Private Creator (0017,0010) "SIEMENS\_FLCOMPACT\_VA01A\_PROC"

## A.5 FLUOROSPOT Compact Worklist Identifier

Module Name Attribute Name	Matching Key Type	Return Key Type	Tag	M	R	Q	I O D	DICOM Part 3 Tables
<b>SOP Common</b>								C.12- 1
Specific Character Set	O	1C	0008,0005		x			
<b>Scheduled Procedure Step</b>								C.4-10
Scheduled Procedure Step Sequence	R	1	0040,0100		x			
> Scheduled Station AET	R	1	0040,0001	(S)				
> Scheduled Procedure Step Start Date	R	1	0040,0002	S				
> Scheduled Procedure Step Start Time	R	1	0040,0003		x			
> Modality	R	1	0008,0060	(S)	x			
> Scheduled Performing Physician's Name	R	2	0040,0006		x	x	x <sup>1</sup>	
> Scheduled Procedure Step Description	O	1C	0040,0007		x		x	
> Scheduled Protocol Code Sequence	O	1C	0040,0008		x		x	
>> Code Value	O	1C	0008,0100		x		x	
>> Coding Scheme Designator	O	1C	0008,0102		x		x	
>> Coding Scheme Version	O	3	0008,0103		x		x	
>> Code Meaning	O	3	0008,0104		x		x	
> Scheduled Procedure Step Location	O	2	0040,0011		x			
> Pre-Medication	O	2	0040,0012		x			
> Scheduled Procedure Step ID	O	1	0040,0009		x		x	
> Requested Contrast Agent	O	2C	0032,1070		x			
<b>Requested Procedure</b>								C.4-11
Requested Procedure ID	O	1	0040,1001		x	x	x <sup>2</sup>	
Requested Procedure Description	O	1C	0032,1060		x		x <sup>3</sup>	
Requested Procedure Code Sequence	O	1C	0032,1064		x		x <sup>4</sup>	
> Code Value	O	1C	0008,0100		x		x <sup>4</sup>	
> Coding Scheme Designator	O	1C	0008,0102		x		x <sup>4</sup>	
> Coding Scheme Version	O	3	0008,0103		x		x <sup>4</sup>	
> Code Meaning	O	3	0008,0104		x		x <sup>4</sup>	
Study Instance UID	O	1	0020,000D		x		x	
Referenced Study Sequence	O	2	0008,1110		x		x	
> Referenced SOP Class UID	O	1C	0008,1150		x		x	
> Referenced SOP Instance UID	O	1C	0008,1155		x		x	
Requested Procedure Priority	O	2	0040,1003		x			
<b>Imaging Service Request</b>								C.4-12
Accession Number	O	2	0008,0050		x	x	x	
Requesting Physician	O	2	0032,1032		x			
Referring Physician's Name	O	2	0008,0090		x	x	x	
<b>Visit Identification</b>								C.3-2
Admission ID	O	2	0038,0010		x			
<b>Visit Status</b>								C.3-3
Current Patient Location	O	2	0038,0300		x	x		
<b>Visit Admission</b>								C.3-4
Admitting Diagnoses Description	O	3	0008,1080		x		x	
<b>Patient Identification</b>								C.2-2
Patient Name	R	1	0010,0010		x	x	x	
Patient ID	R	1	0010,0020		x	x	x	
Other Patient Ids	O	3	0010,1000		x		x	
Other Patient Names	O	3	0010,1001		x		x	
<b>Patient Demographic</b>								C.2-3
Patient's Birth Date	O	2	0010,0030		x		x	
Patient's Sex	O	2	0010,0040		x		x	
Patient's Weight	O	2	0010,1030		x		x	
Patient's Size	O	3	0010,1020		x		x	
Patient's Address	O	3	0010,1040		x			
Military Rank	O	3	0010,1080		x			
Ethnic Group	O	3	0010,2160		x		x	

Patient Comments	O	3	0010,4000		x		x	
<b>Patient Medical</b>								C.2-4
Patient State	O	2	0038,0500		x			
Pregnancy Status	O	2	0010,21C0		x			
Medical Alerts	O	2	0010,2000		x			
Contrast Allergies	O	2	0010,2110		x			
Special Needs	O	2	0038,0050		x			
Smoking Status	O	3	0010,21A0		x			
Additional Patient History	O	3	0010,21B0		x		x	
Last Menstrual Date	O	3	0010,21D0		x			

The table should be read as follows:

- Attribute Name:** Attributes supported to build a FLUOROSPOT® Compact Worklist Request Identifier.
- Matching Key Type:** Requested [R] or optional [O] Matching key. The FLUOROSPOT® Compact assumes that the Modality Worklist SCP supports Matching Keys as defined in DICOM PS 3.4 K 2.2, i.e. that the SCP is able to at least perform Single Value, Wildcard and Date Range matching.
- Return Key Type:** Mandatory, conditional and optional Return key.
- Tag:** Appropriate DICOM tag for this attribute.
- M:** Matching keys for (automatic) Worklist Update. A "S" will indicate that FLUOROSPOT® Compact will supply an attribute value for Single Value Matching. It can be configured if "Scheduled Station AE Title" (own AE Title) or "Modality" (RF) is supplied.
- R:** Return keys. A "x" will indicate that FLUOROSPOT® Compact will supply this attribute as Return Key with zero length for Universal Matching. The FLUOROSPOT® Compact will support retired date format (yyyy.mm.dd) for "Patient's Birth Date" and "Scheduled Procedure Step Start Date" in the response identifiers. For "Scheduled Procedure Step Start Time" also retired time format as well as unspecified time components are supported.
- Q:** Interactive Query Key. A "x" will indicate that FLUOROSPOT® Compact will supply this attribute as matching key, if entered in the Query Patient Worklist dialog. The other keys will then be Return Keys only.
- IOD:** An "x" indicates that this Worklist attribute is included into all Object Instances created during performance of the related Procedure Step.

The default Query Configuration is set to "Modality" (RF) and "Date" (date of today). Optionally, matching for the own "AE Title" and "Date" is configurable.

x<sup>1</sup> : "Scheduled Performing Physician's Name (0040,0006)" is not directly included in the header. However, its value is stored in the header as "Performing Physician's Name (0008,1050)". It can be modified by user during Patient Registration.

x<sup>2</sup> : Requested Procedure ID (0040,1001) is directly included in the header. Additionally, its value is stored in the header as Study ID (0020,0010). Study ID can be modified by the user during Patient Registration.

x<sup>3</sup>: Requested Procedure Description (0032,1060) is not directly included in the header. However, its value is stored in the header as "Study Description (0008,1030)". It can be modified by user during Patient Registration.

x<sup>4</sup>: Requested Procedure Code Sequence (0032,1064) is not directly included in the header. However, its value is stored in the header as "Procedure Code Sequence (0008,1032)". It is not sent, when the scheduled protocol codes differ from the performed protocol codes.

## A.6 Modality Performed Procedure Step Identifiers

Attribute Name	Tag	N-CREATE no value	N-CREATE with value	N-SET Final
Specific Character Set	(0008,0005)		"ISO_IR 100"	./.
Modality	(0008,0060)		"RF"	./.
Procedure Code Sequence	(0008,1032)			./.
> Code Value	(0008,0100)		From Modality Worklist (0032,1064)	From Modality Worklist (0032,1064) or zero Length
> Coding Scheme Designator	(0008,0102)		From Modality Worklist (0032,1064)	From Modality Worklist (0032,1064) or zero Length
> Coding Scheme Version	(0008,0103)		From Modality Worklist (0032,1064)	From Modality Worklist (0032,1064) or zero Length
> Code Meaning	(0008,0104)		From Modality Worklist (0032,1064)	From Modality Worklist (0032,1064) or zero Length
Referenced Patient Sequence	(0008,1120)	Y		./.
Patient's Name	(0010,0010)		From Modality Worklist or user input (all 5 components)	./.
Patient ID	(0010,0020)		From Modality Worklist or user input	./.
Patient's Birth Date	(0010,0030)		From Modality Worklist or user input	./.
Patient's Sex	(0010,0040)		From Modality Worklist or user input	./.
Distance Source to Detector (SID)	(0018,1110)	Y		From Lab data
Image Area Dose Product	(0018,115E)	Y		From Lab data
Study ID	(0020,0010)		From Modality Worklist (0040,1001) or user input	./.
Performed Station AE Title	(0040,0241)		AE Title of MPPS SCU	./.
Performed Station Name	(0040,0242)		Hostname	./.
Performed Location	(0040,0243)	Y		./.
Performed Procedure Step Start Date	(0040,0244)		Y	./.
Performed Procedure Step Start Time	(0040,0245)		Y	./.
Performed Procedure Step End Date	(0040,0250)	Y		./ (if IN PROGRESS) Actual end date (ELSE)
Performed Procedure Step End Time	(0040,0251)	Y		./ (if IN PROGRESS) Actual end time (ELSE)
Performed Procedure Step Status	(0040,0252)		IN PROGRESS	IN PROGRESS DISCONTINUED COMPLETED
Performed Procedure Step ID	(0040,0253)		RF<YYMMDDHHMM SSFF>	./.
Performed Procedure Step Description	(0040,0254)		From Modality Worklist (0040,0007)	(0040,0007) or user input
Performed Procedure Type Description	(0040,0255)	Y		zero Length
Performed Protocol Code Sequence	(0040,0260)			./.
> Code Value	(0008,0100)		From Modality Worklist (0040,0008)	(0040,0008) or user input
> Coding Scheme Designator	(0008,0102)		From Modality Worklist (0040,0008)	(0040,0008) or user input
> Coding Scheme Version	(0008,0103)		From Modality Worklist (0040,0008)	(0040,0008) or user input
> Code Meaning	(0008,0104)		From Modality Worklist (0040,0008)	(0040,0008) or user input
Scheduled Step Attributes Sequence	(0040,0270)		If 1 <sup>st</sup> dose applied results in an Instance	./.
> Accession Number	(0008,0050)		From Modality	./.

			Worklist	
> Referenced Study Sequence	(0008,1110)			./.
>> Referenced SOP Class UID	(0008,1150)		From Modality Worklist	./.
>> Referenced SOP Instance UID	(0008,1155)		From Modality Worklist	./.
> Study Instance UID	(0020,000D)		From Modality Worklist	./.
> Requested Procedure Description	(0032,1060)		From Modality Worklist	./.
> Scheduled Procedure Step Description	(0040,0007)		From Modality Worklist	./.
> Scheduled Protocol Code Sequence	(0040,0008)			./.
>> Code Value	(0008,0100)		From Modality Worklist (0040,0008)	./.
>> Coding Scheme Designator	(0008,0102)		From Modality Worklist (0040,0008)	./.
>> Coding Scheme Version	(0008,0103)		From Modality Worklist (0040,0008)	./.
>> Code Meaning	(0008,0104)		From Modality Worklist (0040,0008)	./.
> Scheduled Procedure Step ID	(0040,0009)		From Modality Worklist	./.
> Requested Procedure ID	(0040,1001)		From Modality Worklist	./.
Total Time of Fluoroscopy	(0040,0300)	Y		Total time
Total Number of Exposures	(0040,0301)	Y		Number of exposures
Film Consumption Sequence	(0040,0321)	Y		Zero or more items
> Film Size ID	(2010,0050)			Y if Seq. present
> Number of Films	(2100,0170)			Y if Seq. present
Performed Series Sequence	(0040,0340)	Y		One or more items
> Retrieve AE Title	(0008,0054)			AE Title of archive
> Series Description	(0008,103E)	--		Organ Program Name
> Performing Physician's Name	(0008,1050)	--		from Modality Worklist (0040,0006) or user input
> Operator's Name	(0008,1070)	--		user input
> Referenced Image Sequence	(0008,1140)	--		One or more items
>> Referenced SOP Class UID	(0008,1150)	--		RF Image Storage
>> Referenced SOP Instance UID	(0008,1155)	--		Y
> Protocol Name	(0018,1030)	--		Organ Program Name
> Series Instance UID	(0020,000E)	--		Y
> Referenced Standalone SOP Instance Seq.	(0040,0220)			Zero length