



Inspired by you

Stereotactic Biopsy with MAMMOMAT Inspiration

Answers for life.

SIEMENS

Stereotactic Biopsy with MAMMOMAT Inspiration



Inspir

Delivering precise and meaningful diagnoses as cost and time effective as possible is everything but an easy task. However, that's exactly what today's healthcare systems demand. For this reason our innovative healthcare solutions are designed to support you in achieving these goals.

MAMMOMAT Inspiration, our fully digital mammography platform, was consistently designed to support the demands of today's medical practice in screening, diagnostics, and biopsy and at the same time provide a future-proof and expandable platform for future developments in women's healthcare. To better meet the demands of clinical users, their involvement was of high importance during the entire research and development process. That's why MAMMOMAT Inspiration with the stereotactic biopsy option features a highly automated workflow and a great number of intelligent details that reduce the required work steps considerably, guide the user intuitively, and open new possibilities.

With MAMMOMAT Inspiration stereotactic biopsy becomes a straightforward procedure performed in a time-saving and precise manner. Discover how MAMMOMAT Inspiration makes stereotactic biopsy a completely new experience for you and your staff.

MAMMOMAT Inspiration improves the clinical workflow in stereotactic biopsy. Automated and integrated examination procedures, as well as elaborate, time-saving and easy to use functions, help save valuable time and increase efficiency rates.



ed by you

Effortless shift to biopsy

Speed, efficiency, and accuracy are the decisive factors in today's medical environment, especially in fields where large numbers of patients are to be examined. That's why we have designed MAMMOMAT Inspiration as a fully integrated system. Even for biopsy, no additional workstation is required. The entire procedure can be controlled through the single compact-sized Acquisition Workstation that features the familiar *syngo*® user interface, which delivers all information at one glance in a user-friendly manner.

With MAMMOMAT Inspiration, ease of use and an efficient workflow mean much more than an easily set up biopsy unit. The overall ergonomic concept also includes an intelligent Acquisition Workstation and a lot of details that facilitate everyday work.



The biopsy unit of MAMMOMAT Inspiration weighs less than five kilograms (11 lbs) and is easy to handle. The needle holders are integrated into the biopsy tower. To prepare the system for biopsy, the unit is slid over the detector.

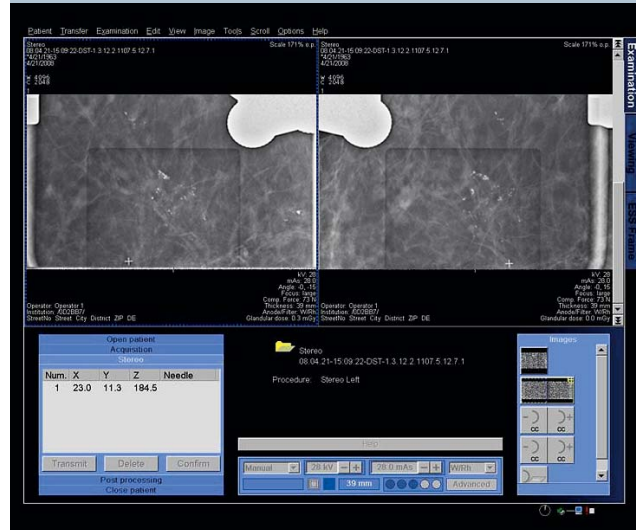


Easy &



The ergonomically designed, height-adjustable table at the Acquisition Workstation provides for a convenient working position.

The biopsy examination user interface at the Acquisition Workstation is automatically activated as soon as the biopsy unit is attached to the system – a major contribution to a fast and straightforward workflow.



The compression paddles are designed for extra convenience. Thanks to detachable plastic parts they are easily cleaned in the twinkling of an eye.



The ergonomically designed control box for handy X-ray release comes as standard. A foot switch as well as a hand switch are optionally available for even more flexibility.

Efficient

Consistent workflow for fast results



Clear-cut procedures and intuitive operation are key to fast but nevertheless highly accurate examinations. With this in mind we have designed stereotactic biopsy for MAMMOMAT Inspiration. The result is a system that consistently reduces the necessary work steps and guides the operator intuitively through the entire procedure. MAMMOMAT Inspiration also reduces working effort for biopsy, because everything can either be controlled through a single workstation or runs automatically. The results are rather impressive: MAMMOMAT Inspiration helps speed the biopsy procedure considerably without compromising diagnostic confidence.

Intelligent & Intuitive

Prepare system

The intelligent concept of MAMMOMAT Inspiration provides for hassle-free operation right from the beginning of the procedure. As soon as you slide the biopsy unit on the detector, all hardware and software configuration settings automatically switch to stereotactic biopsy.

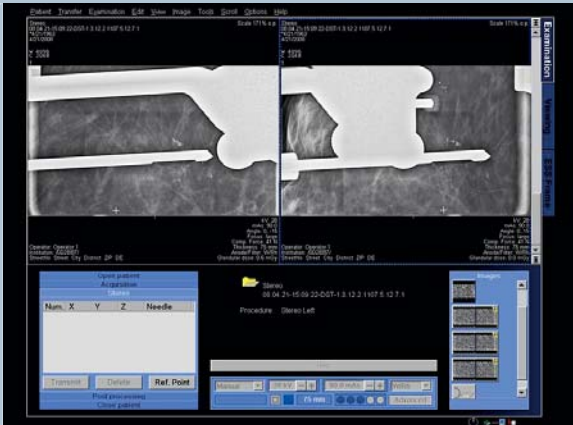


Get ready

MAMMOMAT Inspiration offers an easy solution when performing biopsy. The operator will load the patient data from the RIS to start the examination. If modifications are required, the preset settings can be changed at any time.



Straightforward



Acquire post-fired images

Great performance in minimum time from beginning to end: The acquisition of post-fired images and specimen finishes the procedure. And thanks to its convenient and ergonomic design, the system is ready for the next procedure after a few minutes.



Perform biopsy

More options to meet your diagnostic preferences: MAMMOMAT Inspiration supports a large variety of needle types including vacuum core, core, fine, and localization needles from various vendors. So it is ready to run the type of biopsy you choose.

Acquire scout

MAMMOMAT Inspiration provides the convenience of a homogenous work environment. The AWS for biopsy, and hence the way of working, as well as image impression and image quality, is the same as for screening and diagnostics. And with a large field of view, scout imaging with MAMMOMAT Inspiration provides a comprehensive view right away.



Acquire stereo images

MAMMOMAT Inspiration makes the need to walk between the system and the Acquisition Workstation a thing of the past, because tube angulation is controlled directly from the workstation.



procedure



Acquire pre-fired images

Gone are the times of confusing monitor galleries with scattered bits of data and visual information. Working with MAMMOMAT Inspiration means having all information required on hand at a glance on a single monitor.

On target position

MAMMOMAT Inspiration makes stereotactic biopsy possible in all standard projection views. In addition to a vertical approach, biopsy can now be performed from a lateral approach, which means that lesions close to the chest wall can be accessed much easier.



Mark target and transmit data to needle holder

There is no fiddling about with menus and settings with MAMMOMAT
Inspiration: The very next mouse click after stereo image acquisition selects the target, and needle-holder positioning is fully motorized, so there is no need to manually adjust the needle holder.

Stereotactic biopsy with MAMMOMAT Inspiration

Easy & Efficient

- easy setup of lightweight biopsy unit (< 5 kg / 11 lbs)
- small footprint
- full integration into syngo-based AWS

Intelligent & Intuitive

- automated workflow
- less work steps
- remote tube control from Acquisition Workstation
- vertical and lateral access to lesions

Future-Proof & Flexible

- common, highly flexible platform for all mammography applications
- future-proof, expandable platform concept
- excellent and secure investment



Future-Proc

All options integrated

Much more than a biopsy system, MAMMOMAT Inspiration is a highly flexible mammography platform for screening, diagnostics, and stereotactic biopsy. MAMMOMAT Inspiration is also designed to allow for additional future technologies and thus pave the way for further enhanced diagnostic options in mammography.

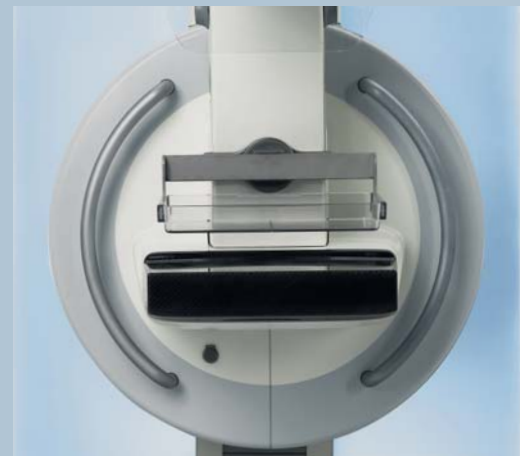
Screening

MAMMOMAT Inspiration is ideally suited for screening purposes: It provides a high degree of comfort for the patient. It makes handling from screening to diagnosis considerably easier for the clinical user. And it meets the strategic needs of today's clinical facilities thanks to its "future-proof" concept, which means excellent and secure investment.



Stereotactic biopsy

MAMMOMAT Inspiration was designed with a constant focus on keeping workflow as easy and simple as possible. Its intelligent, ergonomic concept and its intuitive operability make stereotactic biopsy a fast, straightforward, and user-friendly procedure. The quality of the biopsy images is now equalling regular FFDM images, boosting efficiency even further.



of & Flexible

The information in this document contains general descriptions of the technical options available and may not always apply in individual cases.

The required features should therefore be specified in each individual case at completion of contract. Siemens reserves the right to modify the design and specifications contained herein without prior notice. Please contact your local Siemens sales representative for the most current information.

Original images always lose a certain amount of detail when reproduced.

In the interest of complying with legal requirements concerning the environmental compatibility of our products (protection of natural resources, waste conservation), we recycle certain components. Using the same extensive quality assurance measures as for new components, we guarantee the quality of these recycled components.

Please find fitting accessories:
www.siemens.com/medical-accessories

Local Contact Information

In the USA

Siemens Medical Solutions USA, Inc.
51 Valley Stream Parkway
Malvern, PA 19355-1406 USA
Telephone: +1 888 826 9702

Global Business Unit

Siemens AG
Medical Solutions
Special Systems
Henkestr. 127
DE-91052 Erlangen
Germany
Phone: +49 9131 84-0

Global Siemens Headquarters

Siemens AG
Wittelsbacherplatz 2
80333 Muenchen
Germany

Global Siemens Healthcare Headquarters

Siemens AG
Healthcare Sector
Henkestr. 127
91052 Erlangen
Germany
Phone: +49 9131 84-0
www.siemens.com/healthcare

Legal Manufacturer

Siemens AG
Wittelsbacherplatz 2
DE-80333 Muenchen
Germany

www.usa.medical.siemens.com