

A fast, accurate exam for a wide range of patients: Biograph mCT for PET•CT.



Biograph mCT is a PET•CT imaging system designed to produce accurate high-resolution images of the inside of your body. Be confident your physicians will receive very detailed information for more diagnostic certainty and more informed treatment planning.

Biograph mCT's advanced dose-reduction technology and fast imaging times allow for increased speed and lower radiation dose in comparison to other systems on the market. And because the system features a wide opening and table as well as a short tunnel, your experience can be more comfortable and you may feel less claustrophobic.

Ask your physician how Biograph mCT can help in the diagnosis and treatment of your condition — in one fast, accurate exam.

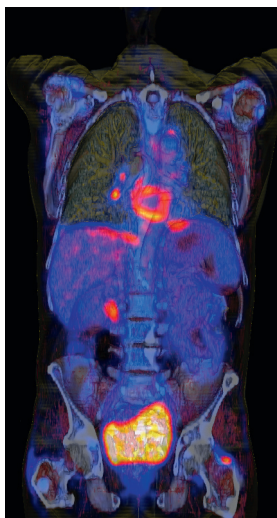


Now available at ABC Imaging Center in Townsville
123-456-7890 | www.abcimaging.com

Biograph mCT provides diagnostic imaging solutions for many diseases and conditions

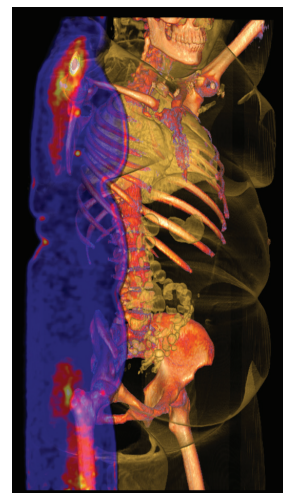
Solutions for Cancer Diagnosis and Therapy Planning:

Biograph mCT offers superb visualization of the tiniest cancer lesions. Its advanced software provides exquisite molecular clarity, finest image accuracy and precise localization. This allows your physicians to better detect, characterize, and monitor various stages of your disease.



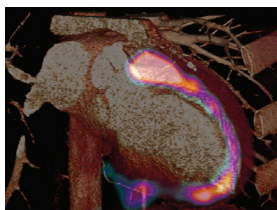
Solutions for Obese Patients:

Biograph mCT offers larger patients the opportunity to receive high-quality care in a comfortable exam environment. With a large opening (78 cm in diameter) and a wide table, the system can accommodate patients of all sizes up to 500 lb.



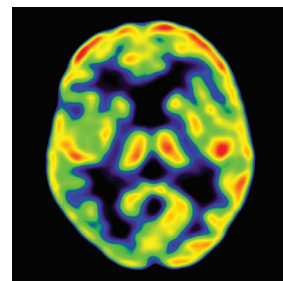
Solutions for Heart Disease:

Biograph mCT's exclusive cardiac software enables your physician to perform precise studies of your heart. Image clarity and precise localization are key to heart disease and improved therapy planning. Biograph mCT's innovative technologies work together to acquire 3D images that accurately represent molecular processes within the heart for more accurate treatment decisions.



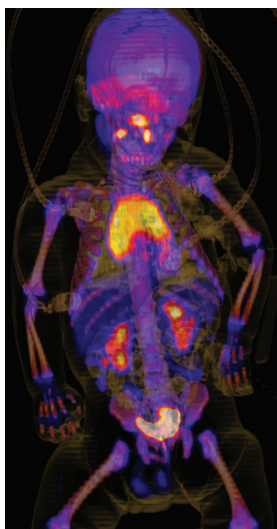
Solutions for Dementia and Neurological Disorders:

Biograph mCT's neurology software enables your physicians to precisely map structures and visualize metabolic processes in the brain. This aids in the assessment of neurological disorders such as dementia.



Solutions for Infants and Children:

Siemens is committed to offering imaging solutions with "Minimum Dose and Maximum Speed." This is an especially important consideration for children. Biograph mCT reduces patients' exposure to radiation; provides accurate, high-resolution images; and offers patients of all ages a fast, safe, and more comfortable scan.



Now available at:

ABC Imaging Center
123 Main Street Hwy
Townsville, ST 12345
123-456-7890
www.abcimaging.com

Hours:

M – W: 8 am – 5 pm
Thurs: 12 pm – 8 pm
F – Sa: 9 am – 12 pm