

DICOM Conformance Statement

MAMMOMAT Inspiration WH AWS VB41



© Siemens AG 2013
All rights reserved

Siemens AG, Healthcare Sector,
Henkestr. 127, D-91050 Erlangen, Germany

Headquarters: Berlin and Munich
Siemens AG, Wittelsbacher Platz 2, D-80333 Munich, Germany

Printed in the Federal Republic of Germany

syngo is a registered trademark of Siemens AG

Table of Contents

1	Introduction	7
1.1	Overview	7
1.2	Scope and Field	7
1.3	Audience	7
1.4	Remarks	7
1.5	Definitions, Terms and Abbreviations	8
1.6	References	8
1.7	Structure	8
2	Implementation Model Verification	10
2.1	Application Data Flow Diagram	10
2.2	Functional Definitions of Applications	10
2.3	Sequencing of Real-World Activities	10
3	Application Entity Specification Verification	11
3.1	Verification AE Specification	11
3.1.1	Association Establishment Policies	11
3.1.1.1	General	11
3.1.1.2	Number of Associations	11
3.1.1.3	Asynchronous Nature	11
3.1.1.4	Implementation Identifying Information	11
3.1.2	Association Initiation Policy	11
3.1.2.1	Associated Real-World Activity - Verification	11
3.1.2.1.1	Associated Real-World Activity – Request Verification “verification”	11
3.1.2.1.2	Proposed Presentation Contexts	11
3.1.2.1.3	SOP Specific Conformance – Verification SCU	12
3.1.3	Association Acceptance Policy	12
4	Implementation Model Storage	13
4.1	Application Data Flow Diagram	13
4.2	Functional Definitions of Application Entities	13
4.3	Sequencing of Real-World Activities	13
5	Application Entity Specification Storage	14
5.1	Storage AEs Specification	14
5.1.1	Association Establishment Policies	15
5.1.1.1	General	15
5.1.1.2	Number of Associations	15
5.1.1.3	Asynchronous Nature	15
5.1.1.4	Implementation Identifying Information	15
5.1.2	Association Initiation Policy	15
5.1.2.1	Associated Real-World Activity - Send	16
5.1.2.1.1	Associated Real-World Activity – Send Objects to a Network Destination	16
5.1.2.1.2	Proposed Presentation Context – Send Images	16
5.1.2.1.3	SOP specific Conformance to Storage SOP classes	18
5.1.2.1.3.1	Optional Attributes	18
5.1.2.1.3.2	Specialized Information Object Definitions	18
5.1.3	Association Acceptance Policy	18
5.1.3.1	Associated Real-World Activity - Receive	18
5.1.3.1.1	Associated Real-World Activity – Receiving Objects from a Remote Node	18
5.1.3.1.2	Accepted Presentation Context – Receiving Objects	18
5.1.3.1.3	SOP-specific Conformance Statement – Receiving Images	21
5.1.3.1.3.1	Image Pixel Attribute Acceptance Criterion for Grayscale Images - Viewing	22

5.1.3.1.3.2	Image Pixel Attribute Acceptance Criterion for Color Images - Viewing	23
5.1.3.1.4	Presentation Context Acceptance Criterion	24
5.1.3.1.5	Transfer Syntax Selection Policies	24
6	Implementation Model Storage Commitment	26
6.1	Application Data Flow Diagram	26
6.2	Functional Definitions of Application Entities	26
6.3	Sequencing of real World Activities	27
7	AE Specification Storage Commitment	28
7.1	Storage Commitment AE Specification	28
7.1.1	Association Establishment Policies	28
7.1.1.1	General	28
7.1.1.2	Number of Associations	28
7.1.1.3	Asynchronous Nature	28
7.1.1.4	Implementation Identifying Information	28
7.1.2	Association Initiation Policy	29
7.1.2.1	Real World Activity – Storage Commitment	29
7.1.2.1.1	Associated Real-World Activity - Job Completed	29
7.1.2.1.2	Proposed Presentation Contexts - Job Completed	29
7.1.2.1.3	SOP Specific Conformance Statement- Job Completed	29
7.1.2.1.4	Associated Real-World Activity - Send Commit Response	30
7.1.2.1.5	Proposed Presentation Contexts - Send Commitment Response	30
7.1.2.1.6	SOP Specific Conformance Statement - Send Commitment Response	30
7.1.3	Association Acceptance Policy	30
7.1.3.1	Associated Real-World Activity - Commit SCP	30
7.1.3.1.1	Associated Real-World Activity - Receive Commit Request	30
7.1.3.1.2	Accepted Presentation Contexts - Receive Commit Request	30
7.1.3.1.3	SOP-specific Conformance Statement - Receive Commit Request	31
7.1.3.2	Associated Real-World Activity - Commit SCU	31
7.1.3.2.1	Associated Real-World Activity - Update Flags	31
7.1.3.2.2	Accepted Presentation Contexts - Update Flags	31
7.1.3.2.3	SOP-specific Conformance Statement - Update Flags	32
8	Implementation Model Query/Retrieve	33
8.1	Application Data Flow Diagram	33
8.2	Functional Definitions of Application Entities	34
8.3	Sequencing of Real-World Activities	34
9	Application Entity Specification Query/Retrieve	35
9.1	Query/Retrieve Service AEs Specification	35
9.1.1	Association Establishment Policies	35
9.1.1.1	General	35
9.1.1.2	Number of Associations	35
9.1.1.3	Asynchronous Nature	36
9.1.1.4	Implementation Identifying Information	36
9.1.2	Association Initiation Policy	36
9.1.2.1	Real World Activity - Find SCU	36
9.1.2.1.1	Associated Real-World Activity - Find SCU “Search”	36
9.1.2.1.2	Proposed Presentation Contexts - Find SCU	36
9.1.2.1.3	Conformance Statement - Find SCU	38
9.1.2.2	Real-World Activity – Move SCU	40
9.1.2.2.1	Associated Real-World Activity – Move SCU “Import”	40
9.1.2.2.2	Proposed Presentation Contexts - Move SCU “Import”	40
9.1.2.2.3	SOP Specific Conformance Statement - Move SCU “Import”	41
9.1.3	Association Acceptance Policy	41
9.1.3.1	Real-World Activity - Find SCP	42
9.1.3.1.1	Associated Real-World Activity - Find SCP	42
9.1.3.1.2	Accepted Presentation Contexts - Find SCP	42
9.1.3.1.3	SOP Specific Conformance Statement - Find SCP	42

9.1.3.1.3.1 Patient Root Information Model	43
9.1.3.1.3.2 Study Root Information Model	45
9.1.3.1.3.3 Patient/Study Only Information Model	46
9.1.3.2 Real-World Activity - Move SCP	47
9.1.3.2.1 Associated Real-World Activity - Move SCP	47
9.1.3.2.2 Accepted Presentation Contexts - Move SCP	47
9.1.3.2.3 SOP Specific Conformance Statement - Move SCP	47
10 Implementation Model Print	49
10.1 Application Data Flow Diagram	49
10.2 Functional Definition of Application Entities	49
10.3 Sequencing of Real-World Activities	49
11 Application Entity Specification Print	50
11.1 Print Management AE Specification	50
1.1.1 Association Establishment Policies	50
11.1.1.1 General	50
11.1.1.2 Number of Associations	51
11.1.1.3 Asynchronous Nature	51
11.1.1.4 Implementation Identifying Information	51
11.1.2 Association Initiation Policy	51
11.1.2.1 Associated Real-World Activity	51
11.1.2.1.1 Associated Real-World Activity – Printing a Printer Job Queue Entry	51
11.1.2.1.2 Proposed Presentation Context (Presentation Context Table)	51
11.1.2.1.3 SOP specific Conformance Statement – Meta SOP Classes	52
11.1.2.1.3.1 Basic Film Session SOP class	53
11.1.2.1.3.2 Basic Film Box SOP class	53
11.1.2.1.3.3 Basic Grayscale Image Box SOP Class	55
11.1.2.1.3.4 Basic Color Image Box SOP Class	55
11.1.2.1.3.5 Presentation LUT SOP Class	56
11.1.2.1.3.6 Printer SOP Class	56
11.1.2.1.3.7 Print Job SOP Class	57
11.1.3 Association Acceptance Policy	58
12 Implementation Model Worklist	59
12.1 Application Data Flow Diagram	59
12.2 Functional Definitions of Application Entities	59
12.3 Sequencing of Real-World Activities	60
13 Application Entity Specification Worklist	61
13.1 Modality Worklist Service AE Specification	61
13.1.1 Association Establishment Policies	61
13.1.1.1 General	61
13.1.1.2 Number of Associations	61
13.1.1.3 Asynchronous Nature	61
13.1.1.4 Implementation Identifying Information	61
13.1.2 Association Initiation Policy	62
13.1.2.1 Real-World Activity	62
13.1.2.1.1 Associated Real-World Activity - Query (Update) Worklist	62
13.1.2.1.2 Proposed Presentation Contexts	62
13.1.2.1.3 SOP Specific Conformance Statement	62
13.1.2.1.4 Associated Real-World Activity – Get Worklist	66
13.1.2.1.5 Proposed Presentation Contexts – Get Worklist	66
13.1.2.1.6 SOP Specific Conformance – Get Worklist	66
14 Implementation Model MPPS	68
14.1 Application Data Flow Diagram	68
14.2 Functional Definitions of Application Entities	68
15 AE Specification MPPS	69
15.1 Modality Performed Procedure Step AE Specification	69

15.1.1.1	General	69
15.1.1.2	Number of Associations	69
15.1.1.3	Asynchronous Nature	69
15.1.1.4	Implementation Identifying Information	69
15.1.2	Association Initiation Policy	69
15.1.2.1	Real World Activity	70
15.1.2.1.1	Associated Real-World Activity - Patient registered	70
15.1.2.1.2	Proposed Presentation Contexts - Patient registered	70
15.1.2.1.3	SOP Specific Conformance Statement- Patient registered	70
15.1.2.1.4	Associated Real-World Activity – MPPS UI-Update	72
15.1.2.1.5	Proposed Presentation Contexts – MPPS UI-Update	72
15.1.2.1.6	SOP Specific Conformance Statement – MPPS UI-Update	72
16	Communication Profiles	75
16.1	Supported Communication Stacks	75
16.1.1	TCP/IP Stack	75
16.1.1.1	API	75
16.1.1.2	Physical Media Support	75
17	Extensions / Specializations / Privatizations	76
17.1.1	Standard Extended / Specialized / Private SOPs	76
17.1.2	Private Transfer Syntaxes	76
18	Configuration	76
18.1	AE Title/Presentation Address Mapping	76
18.1.1	DICOM Verification	76
18.1.2	DICOM Storage AE Title	76
18.1.3	DICOM Query/Retrieve AE Title	76
18.1.4	DICOM Print AE Title	76
18.2	Configurable Parameters	76
18.2.1	Storage, Storage Commitment and Query/Retrieve	77
18.2.2	Print	77
18.2.3	Modality Worklist	78
18.3	Default Parameters	78
19	Support of Extended Character Sets	79
20	Security	83
21	Media Storage Conformance Statement	84
22	Introduction	85
22.1	Purpose	85
22.2	Scope	85
22.3	Definitions, Abbreviations	85
22.3.1	Definitions	85
22.3.2	Abbreviations	85
22.4	References	85
22.5	Remarks	85
23	Implementation Model	87
23.1	Application Data Flow Diagram	87
23.2	Functional Definitions of AEs	87
23.3	Sequencing of Real-World Activities	87
23.4	File Meta Information Options	88
24	AE Specifications	88
24.1	DICOM Archive Specifications	88
24.1.1	File Meta Information for the Application Entity	88
24.1.2	Real-World Activities for this Application Entity	88
24.1.2.1	Real-World Activity: Browse Directory Information	88
24.1.2.1.1	Application Profiles for the RWA: Browse Directory Information	89

24.1.2.2	Real-World Activity: Import into local Storage	89
24.1.2.2.1	Application Profiles for the RWA: Import into local Storage	90
24.1.2.3	Real-World Activity: Export to local Archive Media	90
24.1.2.3.1	Application Profiles for the RWA: Export to local Archive Media	90
25	Augmented and Private Profiles	91
25.1	Augmented Application Profiles	91
25.1.1	AUG-GEN-CD	91
25.1.2	AUG-CTMR-CDR	91
25.1.3	AUG-XA1K-CD	91
25.2	syngo® private offline Media Application Profile	91
25.2.1	Class and Profile Identification	91
25.2.2	Clinical Context	92
25.2.2.1	Roles and Service Class Options	92
25.2.2.1.1	File Set Creator	92
25.2.2.1.2	File Set Reader	93
25.2.2.1.3	File Set Updater	93
25.2.3	PRI-SYNGO Profiles	93
25.2.3.1	SOP Classes and transfer Syntaxes	93
25.2.3.2	Physical Media and Formats	98
25.2.3.3	Directory Information in DICOMDIR	98
25.2.3.3.1	Basic Directory IOD Specialization	99
25.2.3.3.2	Additional Keys	99
25.2.3.3.3	Private Directory Record Keys	100
25.2.3.3.4	Icon Images	100
25.2.3.4	Other Parameters	100
25.2.3.4.1	Multi-Frame JPEG Format	100
26	Extensions, Specialization and Privatization of SOP Classes and Transfer Syntaxes	101
26.1	SOP Specific Conformance Statement for Basic Directory	101
26.1.1	Extension, Specialization for SIEMENS Non-Image Objects	101
27	Configuration	101
27.1	AE Title Mapping	101
27.1.1	DICOM Media Storage AE Title	101
28	Support of Extended Character Sets	101

1 Introduction

1.1 Overview

The Conformance Statement describes the DICOM interface for the Siemens WH AWS in terms of part 2 of [DICOM].

This introduction describes the application's implemented DICOM functionality in general terms.

1.2 Scope and Field

This DICOM Conformance Statement refers to SIEMENS MAMMOMAT Inspiration including Stereotactic Biopsy and 3D Breast Imaging using the acquisition workstation WH AWS VB41A and following versions.

The WH AWS is a “syngo[®]-speaking^a” Imaging Modality. The WH AWS is designed to be integrated into an environment of medical DICOM-based devices. The WH AWS DICOM network implementation acts as SCU and SCP for the DICOM Storage, Storage Commitment and Query/Retrieve services and as SCU for the DICOM Print, DICOM Basic Worklist and Modality Performed Procedure Step Services. Verification is supported in SCU (only via Service environment) and SCP role. Furthermore the handling of CD/DVD offline media is supported as a FSC, FSU and FSR.

1.3 Audience

This document is intended for hospital staff, health system integrators, software designers or implementers. It is assumed that the reader has a working understanding of DICOM.

1.4 Remarks

DICOM, by itself, does not guarantee interoperability. However, the Conformance Statement facilitates a first-level validation for interoperability between different applications supporting the same DICOM functionality as SCU and SCP, respectively.

This Conformance Statement is not intended to replace validation with other DICOM equipment to ensure proper exchange of information intended.

The scope of this Conformance Statement is to facilitate communication with Siemens and other vendors' medical equipment. The Conformance Statement should be read and understood in conjunction with the DICOM 3.0 Standard [DICOM]. However, by itself it is not guaranteed to ensure the desired interoperability and a successful interconnectivity.

The user should be aware of the following important issues:

- The comparison of different conformance statements is the first step towards assessing interconnectivity between Siemens and non-Siemens equipment.
- Test procedures should be defined and tests should be performed by the user to validate the connectivity desired. DICOM itself and the conformance parts do not specify this.

^a syngo is a registered trademark of Siemens AG

- The standard will evolve to meet the users' future requirements. Siemens is actively involved in developing the standard further and therefore reserves the right to make changes to its products or to discontinue its delivery.
- Siemens reserves the right to modify the design and specifications contained herein without prior notice. Please contact your local Siemens representative for the most recent product information.

1.5 Definitions, Terms and Abbreviations

Definitions, terms and abbreviations used in this document are defined within the different parts of the DICOM standard.

Additional Abbreviations and terms are as follows:

ACR	American College of Radiology
AE	DICOM Application Entity
ASCII	American Standard Code for Information Interchange
CSE	Customer Service Engineer
DB	Database
DCS	DICOM Conformance Statement
IOD	DICOM Information Object Definition
ISO	International Standard Organization
WH AWS	Acquisition Workstation Women's Health
NEMA	National Electrical Manufacturers Association
O	Optional Key Attribute
PDU	DICOM Protocol Data Unit
R	Required Key Attribute
RIS	Radiology Information System
RWA	Real-World Activity
SCU	DICOM Service Class User (DICOM client)
SCP	DICOM Service Class Provider (DICOM server)
SOP	DICOM Service-Object Pair
U	Unique Key Attribute
UTF-16	Unicode Transformation Format-16 (used internally by Microsoft Windows)

1.6 References

[DICOM] Digital Imaging and Communications in Medicine (DICOM), NEMA PS 3.1-3. 20, 2011
The DICOM Standard is under continuous maintenance, the current official version is available at <http://dicom.nema.org>

1.7 Structure

This Conformance Statement is subdivided into multiple Parts, which relate to individual documents needed to declare Conformance according to the requirements of "Part 2 - Conformance" of the DICOM Standard.

Those parts are:

- - "Network Conformance Statement" for Network related Services
 - Storage - User/Provider (includes Verification - User/Provider)
 - Storage Commitment - User/Provider
 - Query/Retrieve - User/Provider
 - Basic Grayscale/Color Print - User

- Basic Worklist - User
- Modality Performed Procedure Step - User
- - “Offline Media Conformance Statement” to support local exchange media.
- - A general Appendix.

2 Implementation Model Verification

The WH AWS DICOM Service Tool application requests Verification to verify the ability of a foreign DICOM application on a remote node to respond to DICOM messages.

Responding to Verification requests from remote nodes is handled by the Storage SCP application and therefore described in 4.1.

2.1 Application Data Flow Diagram

The WH AWS DICOM network implementation acts as SCU for the C-ECHO DICOM network service. The product target Operating System is Windows XP®.

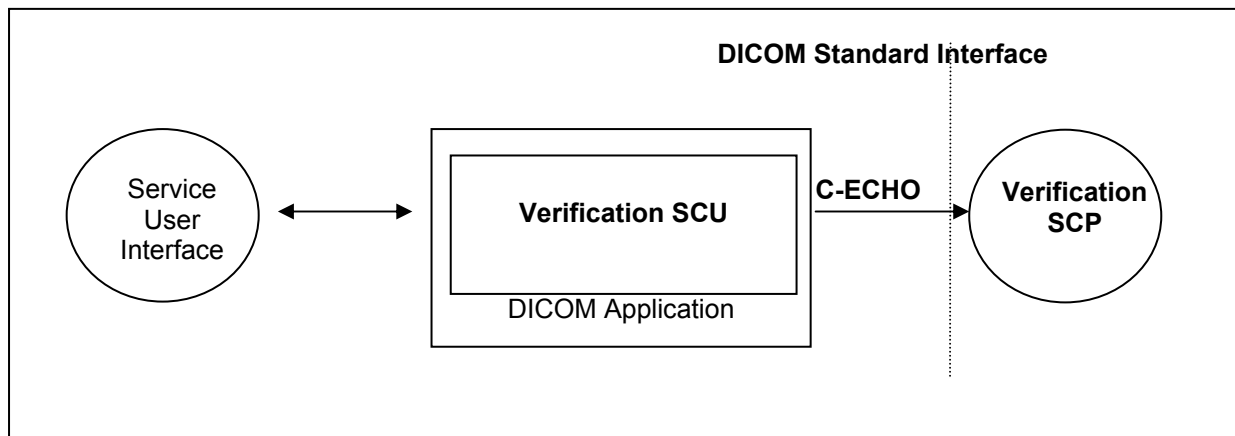


Figure 1: Application Data Flow Diagram - Verification SCU

2.2 Functional Definitions of Applications

The WH AWS DICOM Service Tool application opens an association when a “verification” of a remote application is requested during a configuration session. This can be done when entering new data for remote application configuration or to verify existing configuration data.

2.3 Sequencing of Real-World Activities

Newly entered data have to be saved first, before a “verification” of these data is possible.

3 Application Entity Specification Verification

3.1 Verification AE Specification

3.1.1 Association Establishment Policies

3.1.1.1 General

The WH AWS DICOM Service Tool application attempts to open an association for verification request whenever the “verification” function is activated during network configuration of a remote DICOM application.

3.1.1.2 Number of Associations

The WH AWS DICOM Service Tool application initiates one association at a time to request verification.

3.1.1.3 Asynchronous Nature

The WH AWS DICOM software does not support asynchronous communication (multiple outstanding transactions over a single association).

3.1.1.4 Implementation Identifying Information

Implementation Class UID	1.3.12.2.1107.5.12
Implementation Version Name	“SIEMENS_AWS<version>”

3.1.2 Association Initiation Policy

The WH AWS DICOM Service Tool application attempts to initiate a new association for

- DIMSE C-ECHO service operations.

3.1.2.1 Associated Real-World Activity - Verification

3.1.2.1.1 Associated Real-World Activity – Request Verification “verification”

The associated Real-World activity is a C-ECHO request initiated by Service and Configuration SW environment whenever a “verification” is requested. If an association to a remote Application Entity is successfully established, Verification with the configured AET is requested via the open association. If the C-ECHO Response from the remote Application contains a status other than “Success” this will be indicated in the service environment and the association is closed.

3.1.2.1.2 Proposed Presentation Contexts

The WH AWS DICOM application will propose Presentation Contexts as shown in the following table:

Presentation Context Table – Verification SCU					
Abstract Syntax		Transfer Syntax		Role	Extended Negotiation
Name	UID	Name List	UID List		
Verification	1.2.840.10008.1.1	Implicit VR Little Endian Explicit VR Big Endian Explicit VR Little Endian	1.2.840.10008.1.2 1.2.840.10008.1.2.2 1.2.840.10008.1.2.1	SCU	None

3.1.2.1.3 SOP Specific Conformance – Verification SCU

The Application conforms to the definitions of the Verification SCU in accordance to the DICOM Standard.

3.1.3 Association Acceptance Policy

The Verification SCP is part of the Storage SCP – see section 5.1.3.

4 Implementation Model Storage

The WH AWS DICOM Application Entity both originates associations for Storage of DICOM Composite Information Objects in Remote Application Entities and accepts association requests for Storage from Remote Application Entities.

4.1 Application Data Flow Diagram

The WH AWS DICOM network implementation acts as SCU and SCP for the C-STORE DICOM network service and as SCP for the C-ECHO DICOM network service. The product target Operating System is Windows XP®.

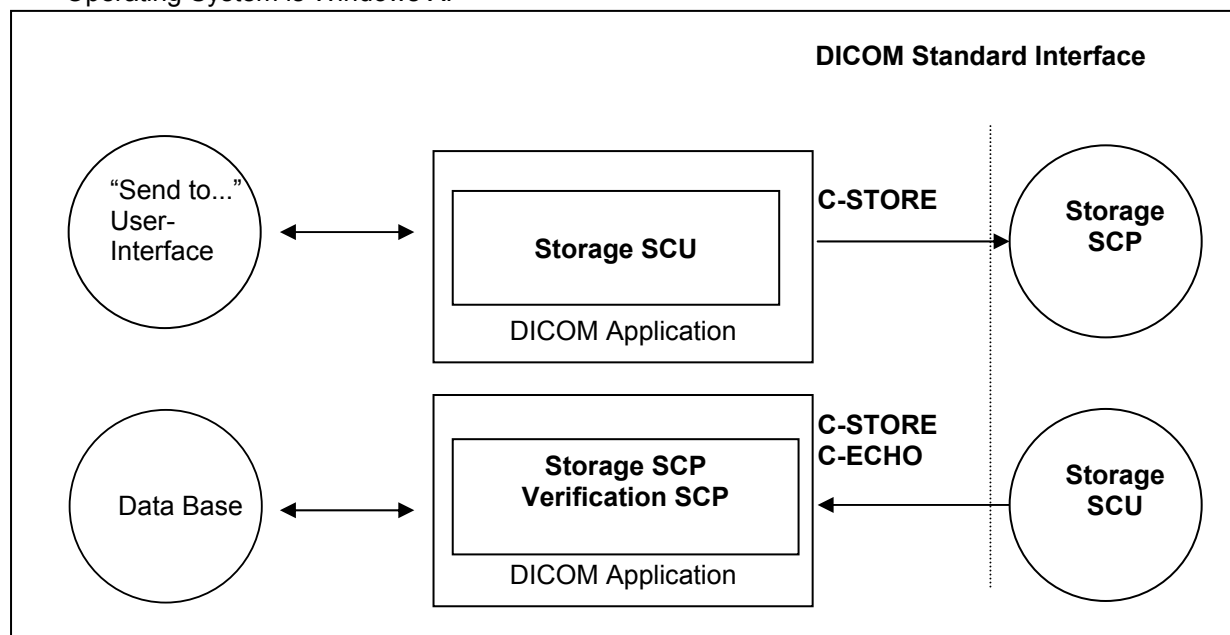


Figure 2: Application Data Flow Diagram – Storage SCU/SCP

4.2 Functional Definitions of Application Entities

The Storage SCU is invoked by the job control interface that is responsible for processing network send/storage tasks. The job consists of data describing the composite objects selected for storage and the destination. An association is negotiated with the destination application entity and the image data is transferred using the C-STORE DIMSE-Service. Status of the transfer is reported to the job control interface.

The Storage SCP component of the WH AWS DICOM application is operating as background server process. It is existing when the machine is powered on and waits for Storage association requests. Upon accepting an association with a negotiated Presentation Context it starts to receive the Composite Objects and imports them to local database. Verification requests will be processed and responded by Storage SCP component too.

4.3 Sequencing of Real-World Activities

not applicable

5 Application Entity Specification Storage

5.1 Storage AEs Specification

The WH AWS Storage service class user/service class provider applications use one AE when initiating/receiving associations to/from remote DICOM nodes.

SIEMENS WH AWS creates MG and CT image as well as Key objects in case of a special configuration and therefore provides Standard Conformance to the following DICOM V3.0 SOP Classes as an SCU and SCP:

SOP Class Name	SOP Class UID
Digital M ammo G raphy Image Storage – for Processing	1.2.840.10008.5.1.4.1.1.1.2.1
Digital M ammo G raphy Image Storage – for Presentation	1.2.840.10008.5.1.4.1.1.1.2
C omputed T omography Image Storage	1.2.840.10008.5.1.4.1.1.2
Key Object Selection	1.2.840.10008.5.1.4.1.1.88.59

Due to syngo DICOM network implementation SIEMENS WH AWS DICOM products also provide at least Standard Conformance to the following DICOM V3.0 SOP Classes as an SCU and SCP:

SOP Class Name	SOP Class UID
C omputed R adiography Image Storage	1.2.840.10008.5.1.4.1.1.1
D igital X -Ray Image Storage – for Processing	1.2.840.10008.5.1.4.1.1.1.1.1
D igital X -Ray Image Storage – for Presentation	1.2.840.10008.5.1.4.1.1.1.1
Digital I ntra- O ral X -Ray Image Storage – for Processing	1.2.840.10008.5.1.4.1.1.1.3.1
Digital I ntra- O ral X -Ray Image Storage – for Presentation	1.2.840.10008.5.1.4.1.1.1.3
Enhanced CT Image Storage	1.2.840.10008.5.1.4.1.1.2.1
M agnetic R esonance Image Storage	1.2.840.10008.5.1.4.1.1.4
Enhanced MR Image Storage	1.2.840.10008.5.1.4.1.1.4.1
N uclear M edicine Image Storage	1.2.840.10008.5.1.4.1.1.20
P ET Image Storage	1.2.840.10008.5.1.4.1.1.128
S econdary C apture Image Storage	1.2.840.10008.5.1.4.1.1.7
U ltra S ound Multi-Frame Image Storage	1.2.840.10008.5.1.4.1.1.3.1
U ltra S ound Image Storage	1.2.840.10008.5.1.4.1.1.6.1
X -Ray A ngiographic Image Storage	1.2.840.10008.5.1.4.1.1.12.1
X -Ray R adio F luoroscopic Image Storage	1.2.840.10008.5.1.4.1.1.12.2

Additionally SIEMENS WH AWS DICOM products provide Standard Conformance to the following DICOM V3.0 SOP Classes as an SCP:

SOP Class Name	SOP Class UID
Verification	1.2.840.10008.1.1

5.1.1 Association Establishment Policies

5.1.1.1 General

The existence of a job queue entry with network destination or an internal trigger from processing a retrieve request will activate the DICOM Storage Application. An association request is sent to the destination AE and upon successful negotiation of a Presentation Context the transfer is started.

The default PDU size used will be 28 KB.

5.1.1.2 Number of Associations

The WH AWS DICOM application initiates several associations at a time, one for each destination to which a transfer request is being processed in the active job queue list.

The WH AWS DICOM application is able to accept multiple associations at a time. It can handle up to 10 associations in parallel per default.

The number of Simultaneous DICOM associations can be configured via the Service-UI. The dialog can be found in Configuration / DICOM / General.

5.1.1.3 Asynchronous Nature

The WH AWS DICOM software does not support asynchronous communication (multiple outstanding transactions over a single association).

5.1.1.4 Implementation Identifying Information

Implementation Class UID	1.3.12.2.1107.5.12
Implementation Version Name	"SIEMENS_AWS<VERSION>"

5.1.2 Association Initiation Policy

If a job with network destination gets active in the job list or a retrieve sub-operation is processed the WH AWS DICOM application attempts to initiate a new association for

- DIMSE C-STORE service operations.

5.1.2.1 Associated Real-World Activity - Send

5.1.2.1.1 Associated Real-World Activity – Send Objects to a Network Destination

The associated Real-World activity is a C-STORE request initiated by the user or an internal daemon process triggered by a transfer job (e.g. closing the examination) with network destination or the processing of an external C-MOVE retrieve request. If the process successfully establishes an association to a remote Application Entity, it will transfer each image one after another via the open association. If the C-STORE Response from the remote Application contains a status other than "Success" or "Warning", the association is aborted.

5.1.2.1.2 Proposed Presentation Context – Send Images

The WH AWS DICOM application will propose Presentation Contexts as shown in the following table:

Presentation Context Table					
Abstract Syntax		Transfer Syntax		Role	Ext. Neg.
Name	UID	Name List	UID List		
Computed Radiography Image	1.2.840.10008.5.1.4.1.1.1	JPEG Lossless, Process 14 (selection value 1) Explicit VR Little Endian Explicit VR Big Endian Implicit VR Little Endian	1.2.840.10008.1.2.4.70 1.2.840.10008.1.2.1 1.2.840.10008.1.2.2 1.2.840.10008.1.2	SCU	None
Computed Tomography Image	1.2.840.10008.5.1.4.1.1.2	JPEG Lossless, Process 14 (selection value 1) Explicit VR Little Endian Explicit VR Big Endian Implicit VR Little Endian	1.2.840.10008.1.2.4.70 1.2.840.10008.1.2.1 1.2.840.10008.1.2.2 1.2.840.10008.1.2	SCU	None
Digital X-Ray Image for processing	1.2.840.10008.5.1.4.1.1.1.1	JPEG Lossless, Process 14 (selection value 1) Explicit VR Little Endian Explicit VR Big Endian Implicit VR Little Endian	1.2.840.10008.1.2.4.70 1.2.840.10008.1.2.1 1.2.840.10008.1.2.2 1.2.840.10008.1.2	SCU	None
Digital X-Ray Image for presentation	1.2.840.10008.5.1.4.1.1.1.1	JPEG Lossless, Process 14 (selection value 1) Explicit VR Little Endian Explicit VR Big Endian Implicit VR Little Endian	1.2.840.10008.1.2.4.70 1.2.840.10008.1.2.1 1.2.840.10008.1.2.2 1.2.840.10008.1.2	SCU	None
MammoGraphy Image for processing	1.2.840.10008.5.1.4.1.1.1.2.1	JPEG Lossless, Process 14 (selection value 1) Explicit VR Little Endian Explicit VR Big Endian Implicit VR Little Endian	1.2.840.10008.1.2.4.70 1.2.840.10008.1.2.1 1.2.840.10008.1.2.2 1.2.840.10008.1.2	SCU	None
MammoGraphy Image for presentation	1.2.840.10008.5.1.4.1.1.1.2	JPEG Lossless, Process 14 (selection value 1) Explicit VR Little Endian Explicit VR Big Endian Implicit VR Little Endian	1.2.840.10008.1.2.4.70 1.2.840.10008.1.2.1 1.2.840.10008.1.2.2 1.2.840.10008.1.2	SCU	None
Digital Intra-Oral X-Ray Image for processing	1.2.840.10008.5.1.4.1.1.1.3.1	JPEG Lossless, Process 14 (selection value 1) Explicit VR Little Endian Explicit VR Big Endian Implicit VR Little Endian	1.2.840.10008.1.2.4.70 1.2.840.10008.1.2.1 1.2.840.10008.1.2.2 1.2.840.10008.1.2	SCU	None
Digital Intra-Oral X-Ray Image for presentation	1.2.840.10008.5.1.4.1.1.1.3	JPEG Lossless, Process 14 (selection value 1) Explicit VR Little Endian Explicit VR Big Endian Implicit VR Little Endian	1.2.840.10008.1.2.4.70 1.2.840.10008.1.2.1 1.2.840.10008.1.2.2 1.2.840.10008.1.2	SCU	None

Presentation Context Table					
Abstract Syntax		Transfer Syntax		Role	Ext. Neg.
Name	UID	Name List	UID List		
Magnetic Resonance Image	1.2.840.10008.5.1.4.1.1.4	JPEG Lossless, Process 14 (selection value 1) Explicit VR Little Endian Explicit VR Big Endian Implicit VR Little Endian	1.2.840.10008.1.2.4.70 1.2.840.10008.1.2.1 1.2.840.10008.1.2.2 1.2.840.10008.1.2	SCU	None
Nuclear Medicine Image	1.2.840.10008.5.1.4.1.1.20	JPEG Lossless, Process 14 (selection value 1) Explicit VR Little Endian Explicit VR Big Endian Implicit VR Little Endian	1.2.840.10008.1.2.4.70 1.2.840.10008.1.2.1 1.2.840.10008.1.2.2 1.2.840.10008.1.2	SCU	None
PET Image	1.2.840.10008.5.1.4.1.1.128	JPEG Lossless, Process 14 (selection value 1) Explicit VR Little Endian Explicit VR Big Endian Implicit VR Little Endian	1.2.840.10008.1.2.4.70 1.2.840.10008.1.2.1 1.2.840.10008.1.2.2 1.2.840.10008.1.2	SCU	None
Secondary Capture Image	1.2.840.10008.5.1.4.1.1.7	JPEG Lossless, Process 14 (selection value 1) Explicit VR Little Endian Explicit VR Big Endian Implicit VR Little Endian	1.2.840.10008.1.2.4.70 1.2.840.10008.1.2.1 1.2.840.10008.1.2.2 1.2.840.10008.1.2	SCU	None
Ultra-Sound Multi-Frame Image	1.2.840.10008.5.1.4.1.1.3.1	JPEG Lossless, Process 14 (selection value 1) Explicit VR Little Endian Explicit VR Big Endian Implicit VR Little Endian	1.2.840.10008.1.2.4.70 1.2.840.10008.1.2.1 1.2.840.10008.1.2.2 1.2.840.10008.1.2	SCU	None
Ultra-Sound Image	1.2.840.10008.5.1.4.1.1.6.1	JPEG Lossless, Process 14 (selection value 1) Explicit VR Little Endian Explicit VR Big Endian Implicit VR Little Endian	1.2.840.10008.1.2.4.70 1.2.840.10008.1.2.1 1.2.840.10008.1.2.2 1.2.840.10008.1.2	SCU	None
X-Ray Angiographic Image	1.2.840.10008.5.1.4.1.1.12.1	JPEG Lossless, Process 14 (selection value 1) Explicit VR Little Endian Explicit VR Big Endian Implicit VR Little Endian	1.2.840.10008.1.2.4.70 1.2.840.10008.1.2.1 1.2.840.10008.1.2.2 1.2.840.10008.1.2	SCU	None
X-Ray RadioFluoroscopic Image	1.2.840.10008.5.1.4.1.1.12.2	JPEG Lossless, Process 14 (selection value 1) Explicit VR Little Endian Explicit VR Big Endian Implicit VR Little Endian	1.2.840.10008.1.2.4.70 1.2.840.10008.1.2.1 1.2.840.10008.1.2.2 1.2.840.10008.1.2	SCU	None
Key Object Selection	1.2.840.10008.5.1.4.1.1.88.59	Explicit VR Little Endian Explicit VR Big Endian Implicit VR Little Endian	1.2.840.10008.1.2.1 1.2.840.10008.1.2.2 1.2.840.10008.1.2	SCU	None

Not all the listed transfer syntaxes will be proposed all the time. For some abstract syntaxes only a list of uncompressed (UC) transfer syntaxes (one or more) will be proposed, for other abstract syntaxes also JPEG Lossless (LL) syntax will be proposed. The contents of this lists is configurable, e.g. UC could be configured to contain only Implicit Little Endian for instance.

The compression types JPEG lossy and JPEG lossless are parameters, which are part of the Application Entity Properties configuration (storage checked). It can be reached via the Service-UI: Configuration / DICOM / Network nodes, but JPEG lossy shall not be configured. The compression is only supported for images with pixel representation (0028, 0103) equal to 0 (=unsigned)

5.1.2.1.3 SOP specific Conformance to Storage SOP classes

The WH AWS (DICOM) application will not change private attributes as long as no modification is done. During a “Save as ...” operation all private attributes not defined within the WH AWS DICOM application will be removed when the new object instance is created.

For association and DIMSE level time-outs, please refer to Configuration section [18] of this document.

5.1.2.1.3.1 Optional Attributes

- Data Dictionary of DICOM Type 2 and 3 IOD Attributes

Please see the related Image Object definition tables in the Annex for a list of all DICOM IOD attributes of type 2 and 3, which are encoded by the WH AWS applications.

5.1.2.1.3.2 Specialized Information Object Definitions

The DICOM images created by WH AWS DICOM application conform to the DICOM IOD definitions (Standard extended IODs). But they will contain additional private elements, which have to be discarded by a DICOM system when modifying the image.

The DICOM nodes are responsible for data consistency when modifying images. All unknown private attributes have to be removed upon modification!

- Data Dictionary of applied private IOD Attributes

Please see “A.1” in the Annex for a list of possible private IOD attributes.

5.1.3 Association Acceptance Policy

The WH AWS DICOM application attempts to accept a new association for

- DIMSE C-ECHO
- DIMSE C-STORE

service operations. Any Information Objects transmitted on that association will be checked on conformance and stored in database if check was successful.

5.1.3.1 Associated Real-World Activity - Receive

5.1.3.1.1 Associated Real-World Activity – Receiving Objects from a Remote Node

The daemon receiving process will accept an association and will receive any images transmitted on that association and will store the images on disk in the own database if the conformance check is performed successfully.

5.1.3.1.2 Accepted Presentation Context – Receiving Objects

The WH AWS DICOM application will accept Presentation Contexts as shown in the following table:

Presentation Context Table

Abstract Syntax		Transfer Syntax		Role	Ext. Neg.
Name	UID	Name List	UID List		
Computed Radiography Image	1.2.840.10008.5.1.4.1.1.1	JPEG Lossless, Process 14 (selection value 1) JPEG Loss less, Process 14 RLE Lossless Explicit VR Little Endian Explicit VR Big Endian Implicit VR Little Endian JPEG 2000 Lossless	1.2.840.10008.1.2.4.70 1.2.840.10008.1.2.4.57 1.2.840.10008.1.2.5 1.2.840.10008.1.2.1 1.2.840.10008.1.2.2 1.2.840.10008.1.2 1.2.840.10008.1.2.4.90	SCP	None
Computed Tomography Image	1.2.840.10008.5.1.4.1.1.2	JPEG Lossless, Process 14 (selection value 1) JPEG Loss less, Process 14 RLE Lossless Explicit VR Little Endian Explicit VR Big Endian Implicit VR Little Endian JPEG 2000 Lossless	1.2.840.10008.1.2.4.70 1.2.840.10008.1.2.4.57 1.2.840.10008.1.2.5 1.2.840.10008.1.2.1 1.2.840.10008.1.2.2 1.2.840.10008.1.2 1.2.840.10008.1.2.4.90	SCP	None
Digital X-Ray Image	1.2.840.10008.5.1.4.1.1.1.1.1 1.2.840.10008.5.1.4.1.1.1.1	JPEG Lossless, Process 14 (selection value 1) JPEG Loss less, Process 14 RLE Lossless Explicit VR Little Endian Explicit VR Big Endian Implicit VR Little Endian JPEG 2000 Lossless	1.2.840.10008.1.2.4.70 1.2.840.10008.1.2.4.57 1.2.840.10008.1.2.5 1.2.840.10008.1.2.1 1.2.840.10008.1.2.2 1.2.840.10008.1.2 1.2.840.10008.1.2.4.90	SCP	None
MammoGraphy Image	1.2.840.10008.5.1.4.1.1.1.2.1 1.2.840.10008.5.1.4.1.1.1.2	JPEG Lossless, Process 14 (selection value 1) JPEG Loss less, Process 14 RLE Lossless Explicit VR Little Endian Explicit VR Big Endian Implicit VR Little Endian JPEG 2000 Lossless	1.2.840.10008.1.2.4.70 1.2.840.10008.1.2.4.57 1.2.840.10008.1.2.5 1.2.840.10008.1.2.1 1.2.840.10008.1.2.2 1.2.840.10008.1.2 1.2.840.10008.1.2.4.90	SCP	None
Digital Intra-Oral X-Ray Image	1.2.840.10008.5.1.4.1.1.1.3.1 1.2.840.10008.5.1.4.1.1.1.3	JPEG Lossless, Process 14 (selection value 1) JPEG Loss less, Process 14 RLE Lossless Explicit VR Little Endian Explicit VR Big Endian Implicit VR Little Endian JPEG 2000 Lossless	1.2.840.10008.1.2.4.70 1.2.840.10008.1.2.4.57 1.2.840.10008.1.2.5 1.2.840.10008.1.2.1 1.2.840.10008.1.2.2 1.2.840.10008.1.2 1.2.840.10008.1.2.4.90	SCP	None
Magnetic Resonance Image	1.2.840.10008.5.1.4.1.1.4	JPEG Lossless, Process 14 (selection value 1) JPEG Loss less, Process 14 RLE Lossless Explicit VR Little Endian Explicit VR Big Endian Implicit VR Little Endian JPEG 2000 Lossless	1.2.840.10008.1.2.4.70 1.2.840.10008.1.2.4.57 1.2.840.10008.1.2.5 1.2.840.10008.1.2.1 1.2.840.10008.1.2.2 1.2.840.10008.1.2 1.2.840.10008.1.2.4.90	SCP	None
Nuclear Medicine Image	1.2.840.10008.5.1.4.1.1.20	JPEG Lossless, Process 14 (selection value 1) JPEG Loss less, Process 14 RLE Lossless Explicit VR Little Endian Explicit VR Big Endian Implicit VR Little Endian JPEG 2000 Lossless	1.2.840.10008.1.2.4.70 1.2.840.10008.1.2.4.57 1.2.840.10008.1.2.5 1.2.840.10008.1.2.1 1.2.840.10008.1.2.2 1.2.840.10008.1.2 1.2.840.10008.1.2.4.90	SCP	None

Presentation Context Table					
Abstract Syntax		Transfer Syntax		Role	Ext. Neg.
Name	UID	Name List	UID List		
PET Image	1.2.840.10008.5.1.4.1.1.128	JPEG Lossless, Process 14 (selection value 1) JPEG Loss less, Process 14 RLE Lossless Explicit VR Little Endian Explicit VR Big Endian Implicit VR Little Endian JPEG 2000 Lossless	1.2.840.10008.1.2.4.70 1.2.840.10008.1.2.4.57 1.2.840.10008.1.2.5 1.2.840.10008.1.2.1 1.2.840.10008.1.2.2 1.2.840.10008.1.2 1.2.840.10008.1.2.4.90	SCP	None
Secondary Capture Image	1.2.840.10008.5.1.4.1.1.7	JPEG Lossless, Process 14 (selection value 1) JPEG Loss less, Process 14 RLE Lossless Explicit VR Little Endian Explicit VR Big Endian Implicit VR Little Endian JPEG 2000 Lossless	1.2.840.10008.1.2.4.70 1.2.840.10008.1.2.4.57 1.2.840.10008.1.2.5 1.2.840.10008.1.2.1 1.2.840.10008.1.2.2 1.2.840.10008.1.2 1.2.840.10008.1.2.4.90	SCP	None
Ultra-Sound Multi-Frame Image (retired) *1	1.2.840.10008.5.1.4.1.1.3	JPEG Lossless, Process 14 (selection value 1) JPEG Loss less, Process 14 RLE Lossless Explicit VR Little Endian Explicit VR Big Endian Implicit VR Little Endian JPEG 2000 Lossless	1.2.840.10008.1.2.4.70 1.2.840.10008.1.2.4.57 1.2.840.10008.1.2.5 1.2.840.10008.1.2.1 1.2.840.10008.1.2.2 1.2.840.10008.1.2 1.2.840.10008.1.2.4.90	SCP	None
Ultra-Sound Image (retired) *1	1.2.840.10008.5.1.4.1.1.6	JPEG Lossless, Process 14 (selection value 1) JPEG Loss less, Process 14 RLE Lossless Explicit VR Little Endian Explicit VR Big Endian Implicit VR Little Endian JPEG 2000 Lossless	1.2.840.10008.1.2.4.70 1.2.840.10008.1.2.4.57 1.2.840.10008.1.2.5 1.2.840.10008.1.2.1 1.2.840.10008.1.2.2 1.2.840.10008.1.2 1.2.840.10008.1.2.4.90	SCP	None
Ultra-Sound Multi-Frame Image	1.2.840.10008.5.1.4.1.1.3.1	JPEG Lossless, Process 14 (selection value 1) JPEG Loss less, Process 14 RLE Lossless Explicit VR Little Endian Explicit VR Big Endian Implicit VR Little Endian JPEG 2000 Lossless	1.2.840.10008.1.2.4.70 1.2.840.10008.1.2.4.57 1.2.840.10008.1.2.5 1.2.840.10008.1.2.1 1.2.840.10008.1.2.2 1.2.840.10008.1.2 1.2.840.10008.1.2.4.90	SCP	None
Ultra-Sound Image	1.2.840.10008.5.1.4.1.1.6.1	JPEG Lossless, Process 14 (selection value 1) JPEG Loss less, Process 14 RLE Lossless Explicit VR Little Endian Explicit VR Big Endian Implicit VR Little Endian JPEG 2000 Lossless	1.2.840.10008.1.2.4.70 1.2.840.10008.1.2.4.57 1.2.840.10008.1.2.5 1.2.840.10008.1.2.1 1.2.840.10008.1.2.2 1.2.840.10008.1.2 1.2.840.10008.1.2.4.90	SCP	None
X-Ray Angiographic Image	1.2.840.10008.5.1.4.1.1.12.1	JPEG Lossless, Process 14 (selection value 1) JPEG Loss less, Process 14 RLE Lossless Explicit VR Little Endian Explicit VR Big Endian Implicit VR Little Endian JPEG 2000 Lossless	1.2.840.10008.1.2.4.70 1.2.840.10008.1.2.4.57 1.2.840.10008.1.2.5 1.2.840.10008.1.2.1 1.2.840.10008.1.2.2 1.2.840.10008.1.2 1.2.840.10008.1.2.4.90	SCP	None

Presentation Context Table					
Abstract Syntax		Transfer Syntax		Role	Ext. Neg.
Name	UID	Name List	UID List		
X-Ray RadioFluoroscopic Image	1.2.840.10008.5.1.4.1.1.12.2	JPEG Lossless, Process 14 (selection value 1) JPEG Loss less, Process 14 RLE Lossless Explicit VR Little Endian Explicit VR Big Endian Implicit VR Little Endian JPEG 2000 Lossless	1.2.840.10008.1.2.4.70 1.2.840.10008.1.2.4.57 1.2.840.10008.1.2.5 1.2.840.10008.1.2.1 1.2.840.10008.1.2.2 1.2.840.10008.1.2 1.2.840.10008.1.2.4.90	SCP	None
Verification	1.2.840.10008.1.1	Implicit VR Little Endian Explicit VR Big Endian Explicit VR Little Endian	1.2.840.10008.1.2 1.2.840.10008.1.2.2 1.2.840.10008.1.2.1	SCP	None

*1) US Retired and US Multi-frame Retired images are converted to US Images/US Multi-frame images before storing them into the local database. The conversion creates new images, which implies new UIDs.

Note:

With RLE Lossless Transfer Syntax the DICOM application will decompress the image before storing it into the database.

Note:

Private attributes in sequence items will be removed during import into WH AWS.

5.1.3.1.3 SOP-specific Conformance Statement – Receiving Images

The WH AWS DICOM application conforms to the Full Storage Class at Level 2.

For private attributes of VR=SQ only a nesting level of one is supported. Private sequences containing another sequence will be removed during storage.

Upon successful receiving a C-STORE-RQ, the Siemens WH AWS DICOM receiver performs a quick plausibility test on the received image and available system resources. If this test succeeds, it returns the status SUCCESS, otherwise one of the following status codes is returned and the association is aborted:

- **Refused (A700):**
This error status indicates a lack of Resources (e.g. not enough disk space) on the WH AWS modality.
- **Invalid Dataset (0xA900):**
The dataset is not containing one of the Attributes “Study Instance UID”, “Series Instance UID” or “SOP Instance UID”, or one of them has an invalid value.
- **Processing Error (0110):**
An error occurred while processing the image, which makes it impossible to proceed

Attention! Only after sending the response, the image will be saved into the database. If during this operation an error occurs, the association will be aborted. This implies that a C-STORE-RSP with status SUCCESS does not mean that the image was successfully stored into the database.

In order to confirm that the sent images were successfully stored in the database, the sending application should use Storage Commitment Service.

If an image instance is received that is identified by a SOP Instance UID which is already used by an Instance stored in database then the actual received image will be discarded. The existing Instance is not superseded.

The following sections will differentiate the attribute contents required for Image Viewing. The WH AWS DICOM application supports more formats for Storage of Images than Viewing.

5.1.3.1.3.1 Image Pixel Attribute Acceptance Criterion for Grayscale Images - Viewing

The WH AWS Multi-Modality Viewing application accepts the MONOCHROME1 and MONOCHROME2 photometric interpretation pixel format and graphic overlay with unsigned integer and 8 or 16 bits allocated. Accepted values:

- Pixel plane
 - samples per pixel (attribute 0028, 0002) = 1
 - photometric interpretation (attribute 0028,0004) = "MONOCHROME1"
 - photometric interpretation (attribute 0028,0004) = "MONOCHROME2"
 - pixel representation (attribute 0028, 0103) = 0
 - bits allocated (attribute 0028, 0100) = 8, 16
 - bits stored (attribute 0028,0101) = 8, 10, 12, 14, 15, 16
 - high bit (attribute 0028,0102) = 7, 9, 11, 13, 14, 15
 - only aspect ratio 1:1 is supported
- Overlay plane
 - overlay type (attribute 60xx, 0040) = "G"
 - bits allocated (attribute 60xx, 0100) = 16
 - bit position (attribute 60xx, 0102) = 12, 13, 14, 15 (only bits above high bit permitted)
 - Graphic Overlay will be shifted to fill Overlay Planes from Bit 12 and consecutive.
- Overlay plane
 - overlay type (attribute 60xx, 0040) = "G"
 - bits allocated (attribute 60xx, 0100) = 1
 - bit position (attribute 60xx, 0102) = 0
 - overlay data (attribute 60xx, 3000) = supported

The WH AWS Multi-Modality Viewing application accepts also the MONOCHROME1 and MONOCHROME2 photometric interpretation pixel format with binary 2's complement integer and 16 bits allocated. Accepted values:

- Pixel plane
 - samples per pixel (attribute 0028, 0002) = 1
 - photometric interpretation (attribute 0028,0004) = "MONOCHROME1"
 - photometric interpretation (attribute 0028,0004) = "MONOCHROME2"
 - pixel representation (attribute 0028, 0103) = 1 (signed)
 - bits allocated (attribute 0028, 0100) = 16
 - bits stored (attribute 0028,0101) = 16
 - high bit (attribute 0028,0102) = 15
 - only aspect ratio 1:1 is supported

- Overlay plane
 - overlay type (attribute 60xx, 0040) = "G"
 - bits allocated (attribute 60xx, 0100) = 1
 - bit position (attribute 60xx, 0102) = 0
 - overlay data (attribute 60xx, 3000) = supported
 - For MOD LUT, both the linear LUT (Rescale Slope/Intercept) and the MOD LUT SQ are supported and considered when pixel data is displayed. However there are two limitations. The MOD LUT SQ will be ignored in the following cases:
- 8-Bit signed pixels
- the pixel format is changed by the MOD LUT (e.g. 8bit -> 16bit)

If the MOD LUT SQ contains multiple LUTs, then only the first one is used.

For VOI LUT, both the linear LUT (Window Center/Width) and the VOI LUT SQ are supported (VOI LUT SQ with 8 or 16 bit LUT data)

But if both, a VOI LUT SQ and a linear MOD LUT, are specified within one image, then the value for Rescale Slope is restricted to 1.

If the VOI LUT SQ contains multiple LUTs, then only the first one is used by default. The other VOI LUTs are selectable.

Only Rectangular and Circular Shutter Shape is supported in this version. Images containing other Shutter Shapes will be displayed w/o shutter.

5.1.3.1.3.2 Image Pixel Attribute Acceptance Criterion for Color Images - Viewing

The WH AWS Multi-Modality Viewing application supports the RGB color image description with the unsigned integer 24-bit color image plane pixel format.

Accepted values:

- samples per pixel (attribute 0028, 0002) = 3
- photometric interpretation (attribute 0028,0004) = "RGB"
- pixel representation (attribute 0028, 0103) = 0
- bits allocated (attribute 0028, 0100) = 8
- bits stored (attribute 0028,0101) = 8
- high bit (attribute 0028,0102) = 7
- planar configuration (attribute 0028,0006) = 0 (pixel interleave) or 1 (plane interleave).

The WH AWS Multi-modality Viewing application supports the "Palette Color" color image description with the unsigned integer and 2's complement pixel format. Accepted values:

- samples per pixel (attribute 0028, 0002) = 1
- photometric interpretation (attribute 0028,0004) = "PALETTE COLOR"
- pixel representation (attribute 0028, 0103) = 0
- bits allocated (attribute 0028, 0100) = 8 and bits stored (attribute 0028,0101) = 8
- bits allocated (attribute 0028, 0100) = 16 and bits stored (attribute 0028,0101) = 16

- high bit (attribute 0028,0102) = 7, 15

Both 8-bit and 16-bit palettes are supported, but NO Segmented Palette Color LUTs.

The WH AWS Multi-modality Viewing application supports the YBR_FULL color image description with the unsigned integer pixel format. Accepted values:

- samples per pixel (attribute 0028, 0002) = 3
- photometric interpretation (attribute 0028,0004) = "YBR_FULL"
- pixel representation (attribute 0028, 0103) = 0
- bits allocated (attribute 0028, 0100) = 8 and bits stored (attribute 0028,0101) = 8
- high bit (attribute 0028,0102) = 7

If WH AWS software is making any persistent changes on a YBR image, the resulting new image will be saved with Photometric Interpretation = "RGB".

5.1.3.1.4 Presentation Context Acceptance Criterion

The WH AWS DICOM application will accept any number of verification or storage SOP classes that are listed above. The number of presentation contexts accepted is limited to the maximum of 127 (DICOM limit). In the event that the WH AWS DICOM application runs out of resources, it will reject the association request.

5.1.3.1.5 Transfer Syntax Selection Policies

The WH AWS DICOM application currently supports

- the Implicit VR Little Endian, the Explicit VR Little Endian and Explicit VR Big Endian Transfer Syntaxes
- the JPEG Lossless Non-hierarchical Transfer Syntax
- the RLE Lossless Transfer Syntax
- the JPEG 2000 Lossless Transfer Syntax

Any proposed presentation context including one of these Transfer Syntaxes will be accepted. Any proposed presentation context that does not include one of these Transfer Syntaxes will be rejected.

The order of preference in accepting Transfer Syntaxes within Presentation Contexts or Presentation Contexts with single Transfer Syntaxes is:

1. JPEG Lossless non-hierarchical
2. RLE Lossless
3. Explicit VR Little Endian
4. Explicit VR Big Endian
5. Implicit VR Little Endian

With JPEG 2000 Lossless Transfer Syntax the WH AWS DICOM application will decompress the image before storing it into the database.

With Implicit VR Little Endian Transfer Syntax the WH AWS DICOM application will remove any Private Attributes not known to the application. Decision on removal of a Private Element is done if there is NO entry in the attribute-dictionary of the WH AWS DICOM application.

Therefore any Explicit VR Transfer Syntax shall preferably be used by the Storage SCU's when sending Composite Image Instances to the WH AWS DICOM application.

6 Implementation Model Storage Commitment

The Storage Commitment service class defines an application-level class of service which facilitates the commitment to storage. It performs an additional task of commitment of composite objects apart from the network based storage of images as defined by the Storage Service class. The WH AWS DICOM implementation supports the Storage Commitment Push Model as SCU and SCP.

6.1 Application Data Flow Diagram

The WH AWS DICOM network implementation acts as SCU for the Storage Commitment Push Model Service using the Storage Commitment Service Class. The product target Operating System is Windows XP®.

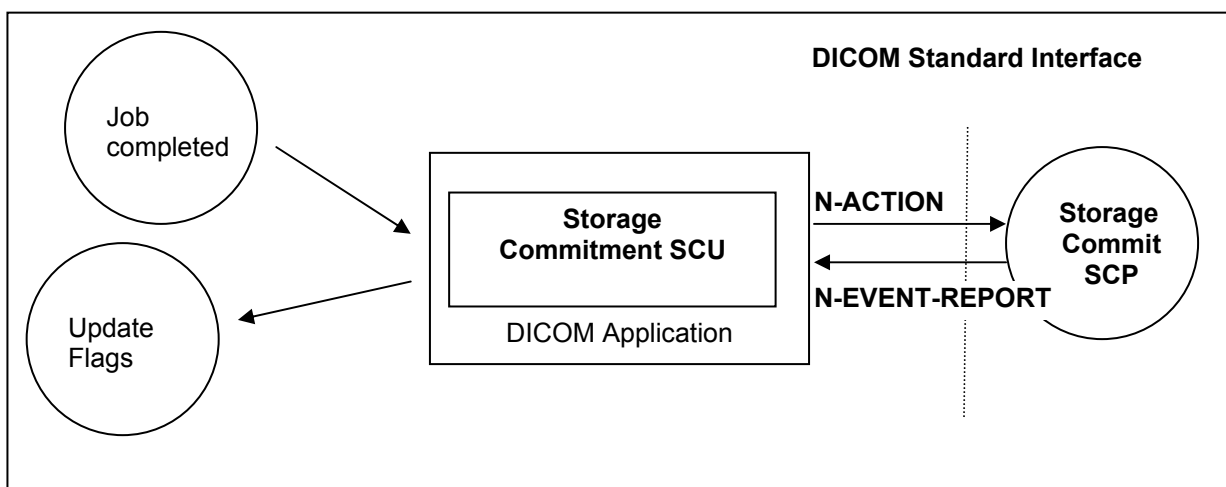


Figure 3: Application Data Flow Diagram – Storage Commitment SCU

6.2 Functional Definitions of Application Entities

With each successfully completed send job to a node that is configured to be a Storage Commitment SCP, the WH AWS DICOM Application will send a Storage Commitment request. Depending on configuration, the WH AWS DICOM application will keep the association open for responses with a configurable time-out, or closes the association and expects responses on a different association that has to be established by the remote Storage Commitment SCP.

The commitment status derived from the related trigger response will be indicated in the related Status Flags of the related entity. It is possible to create triggers ("auto rules") from this event.

The Transaction UUIDs of the pending commitment request are kept "open" for a configurable amount in time (default: 1h). If the "open time" for a pending commitment request has elapsed w/o a related response from the provider, the Transaction UUID is removed and the related entities are indicated as "commit failed".

In any case, commitment will only be requested for previously and successfully sent images.

The Storage Commitment SCP is running in background and is ready to receive requests when the system is started.

6.3 Sequencing of real World Activities

The Storage Commitment trigger is automatically derived from the successful completion of a Send Job.

7 AE Specification Storage Commitment

7.1 Storage Commitment AE Specification

SIEMENS WH AWS DICOM application provides Standard Conformance to the following DICOM V3.0 SOP Class as an SCU and SCP:

SOP Class Name	SOP Class UID
Storage Commitment Push Model	1.2.840.10008.1.20.1

7.1.1 Association Establishment Policies

7.1.1.1 General

With a Send Job successfully completed to a node that is configured to be a Storage Commitment SCP, the DICOM application will generate a Storage Commitment Identifier which references to all Instances of the processed job. The Commit Request is then sent over a single opened association. The WH AWS will wait for Status responses of the Storage Commitment Request. If the Provider accepts the Storage Commitment with Success Status, the generated Transaction UID, together with study identification data and a time-stamp, is kept. Depending on configuration, the association is closed when the configured time-out has elapsed or a response was received before. If the association is closed before a response was received, the response is then expected on a different association. Multiple Storage Commitment Requests can be pending.

The default PDU size used will be 28 KB.

7.1.1.2 Number of Associations

The WH AWS DICOM application initiates several associations at a time, one for each destination to which a transfer request is being processed in the active job queue list.

The WH AWS DICOM application is able to accept multiple associations at a time. It can handle up to 10 associations in parallel.

7.1.1.3 Asynchronous Nature

The WH AWS DICOM software does not support asynchronous communication (multiple outstanding transactions over a single association).

7.1.1.4 Implementation Identifying Information

Implementation Class UID	1.3.12.2.1107.5.12
Implementation Version Name	"SIEMENS_AWS<VERSION>"

7.1.2 Association Initiation Policy

The WH AWS DICOM Application Entity acts as a Service Class User (SCU) for the

- Storage Commitment Push Model Service Class (to request commitment for storage of instances previously sent).

To do so, the WH AWS will issue a

- N-ACTION DIMSE to request commitment or a
- N-EVENT-REPORT DIMSE to respond to a received storage commitment request and the association was closed by the remote system prior to response.

7.1.2.1 Real World Activity – Storage Commitment

7.1.2.1.1 Associated Real-World Activity - Job Completed

The WH AWS Storage Commitment application sends the commit request (N-ACTION-RQ) message and waits for acceptance of this request (N-ACTION-RSP). After receiving this, the transaction is marked as “waiting”.

Depending on a configuration value, the association will then be closed or kept open. In the first case, there is another configurable timeout giving the number of hours (h) and minutes (m) (by default 1h:0m) to wait for the corresponding commit response (N-EVENT-REPORT). In the second case, this time is the time-out (also configurable) for the association. For both cases, if the commit response (N-EVENT-REPORT) does not arrive during the configured time, the transaction will be marked as failed. The WH AWS does not re-send objects from a failed Storage Commitment result in any case.

If the commit response (N-EVENT-REPORT) received has the status of “complete - failure exists”, the transaction is marked as failed, else the transaction is marked as “completed”; In both cases, a message is shown to the user.

7.1.2.1.2 Proposed Presentation Contexts - Job Completed

The WH AWS DICOM application will propose Presentation Contexts as shown in the following table:

Presentation Context Table					
Abstract Syntax		Transfer Syntax		Role	Ext. Neg.
Name	UID	Name List	UID List		
Storage Commitment Push Model	1.2.840.10008.1.20.1	Implicit VR Little Endian Explicit VR Little Endian Explicit VR Big Endian	1.2.840.10008.1.2 1.2.840.10008.1.2.1 1.2.840.10008.1.2.2	SCU	None

7.1.2.1.3 SOP Specific Conformance Statement- Job Completed

Storage Commitment is supported for all the SOP class UIDs as mentioned in 'Acceptable presentation contexts - Storage' in the Storage SCP section of this document.

The Referenced Study Component Sequence is not supported.

Storage Media File-Set ID and UID Attributes will not be supported in the commitment request (N-ACTION primitive) invoked by the Storage Commitment SCU.

7.1.2.1.4 Associated Real-World Activity - Send Commit Response

Acting as a Storage Commitment Provider, the WH AWS Storage Commitment AE received an Storage Commitment request, carried out the request, and is ready to send back the response, but the association is not open anymore. In this case it will initiate an association to send the storage commitment response (N-EVENT-REPORT) to the SCU.

7.1.2.1.5 Proposed Presentation Contexts - Send Commitment Response

The Siemens WH AWS DICOM application will propose Presentation Contexts as shown in the following table:

Presentation Context Table					
Abstract Syntax		Transfer Syntax		Role	Ext. Neg.
Name	UID	Name List	UID List		
Storage Commitment Push Model	1.2.840.10008.1.20.1	Implicit VR Little Endian Explicit VR Little Endian Explicit VR Big Endian	1.2.840.10008.1.2 1.2.840.10008.1.2.1 1.2.840.10008.1.2.2	SCP	None

7.1.2.1.6 SOP Specific Conformance Statement - Send Commitment Response

Storage Media File-Set ID and UID Attributes will not be supported in the N-EVENT-REPORT primitive invoked by the Storage Commitment SCP.

7.1.3 Association Acceptance Policy

The WH AWS DICOM Application Entity acts as a Service Class Provider (SCP) for the

- Storage Commitment Push Model Service Class (Give a commitment to store previously received instances).

To do so, the WH AWS attempts to accept a

- N-ACTION DIMSE to receive a commitment request for the instance included or a
- N-EVENT-REPORT DIMSE to receive a storage commitment response from a previous request and the SCP behavior requires a different association than the commit request.

7.1.3.1 Associated Real-World Activity - Commit SCP

7.1.3.1.1 Associated Real-World Activity - Receive Commit Request

When receiving an Storage Commitment request the WH AWS DICOM application will perform the necessary steps to check the received list of Instances against the local database.

7.1.3.1.2 Accepted Presentation Contexts - Receive Commit Request

The Siemens WH AWS DICOM application will accept Presentation Contexts as shown in the following table:

Presentation Context Table			
Abstract Syntax		Transfer Syntax	

Name	UID	Name List	UID List	Role	Ext. Neg.
Storage Commitment Push Model	1.2.840.10008.1.20.1	Implicit VR Little Endian Explicit VR Little Endian Explicit VR Big Endian	1.2.840.10008.1.2 1.2.840.10008.1.2.1 1.2.840.10008.1.2.2	SCP	None

7.1.3.1.3 SOP-specific Conformance Statement - Receive Commit Request

The WH AWS Storage Commitment AE will return success for images that are stored in the local database and failure for images that are not. However, the committed images can later be deleted by the user on the SCP side!

The WH AWS does not fulfill the regulatory requirements of long-term archive!

7.1.3.2 Associated Real-World Activity - Commit SCU

7.1.3.2.1 Associated Real-World Activity - Update Flags

The WH AWS Storage Commitment DICOM Application has sent a Storage Commitment Request and, being configured to receive response on a separate association, has closed the association, and now it gets an association request from the Storage Commitment SCP that want to send the results. The WH AWS DICOM application will await Storage commitment Notification triggers. Any incoming Notification will be checked for validity, that is, if the related Transaction UID is still part of the Pending Request Queue.

If the Notification is valid, the Notification Identifier is evaluated and the related Instances marked with the related status. The over-all Commit Status of the higher Information Entities is derived from propagation of the States of all Image entities included in a study.

The Status Flags directly affected by Storage Commitment results and indicated in the different entities of the Patient Browser list can be one of

- “AC” or “SC” - Successful Commitment, A means archived to configured Archive destination, whereas S means sent to any other destination
- “Af” or “Sf” - Commitment failed.
- “A?” or “S?” - Commitment request is sent, response is pending.

In case of failure the user has to repeat the transfer of images to the Archive destination. Another Storage Commitment will be performed after sending is completed successfully.

The flags A (Archived) and S (Sent) respectively only indicate the receipt of the images. They do not indicate successful storage in the intended archive. The data may be lost if it is deleted by the sender e.g., by an auto delete mechanism and if it cannot be stored by the receiver. Advise the service technician always to use 'storage commitment' if supported by sender and receiver of data.

Flags AC/SC depict receipt and storage on hard disk on the receiver side which may be not sufficient to fulfill the regulatory requirements of long-term archiving.

Please observe the regulatory requirements regarding the long-term archiving procedure.

7.1.3.2.2 Accepted Presentation Contexts - Update Flags

The Siemens WH AWS DICOM application will accept Presentation Contexts as shown in the following table:

Presentation Context Table					
Abstract Syntax		Transfer Syntax		Role	Ext. Neg.
Name	UID	Name List	UID List		
Storage Commitment Push Model	1.2.840.10008.1.20.1	Implicit VR Little Endian Explicit VR Little Endian Explicit VR Big Endian	1.2.840.10008.1.2 1.2.840.10008.1.2.1 1.2.840.10008.1.2.2	SCU	None

7.1.3.2.3 SOP-specific Conformance Statement - Update Flags

If the Commitment response (N-EVENT-REPORT) received has the status of “complete - failure exists”, the transaction is marked as failed, else the transaction is marked as “completed”; In both cases, a message is shown to the user.

The related status flags are set for the committed images in the local database.

The WH AWS DICOM application will NOT support the Storage Media File Set ID attributes.

8 Implementation Model Query/Retrieve

The query/retrieve service class defines an application-level class of services which facilitates the management of images and patient data against the well-defined information model of DICOM and allows a DICOM AE to retrieve images from a remote DICOM node or to request a remote DICOM AE to initiate a transfer of images to another DICOM AE. The WH AWS DICOM query/retrieve application supports the query/retrieve services to act as SCU and SCP.

8.1 Application Data Flow Diagram

The WH AWS DICOM network implementation acts as SCU and SCP for the query/retrieve network service. The product target Operating System is Windows XP®.

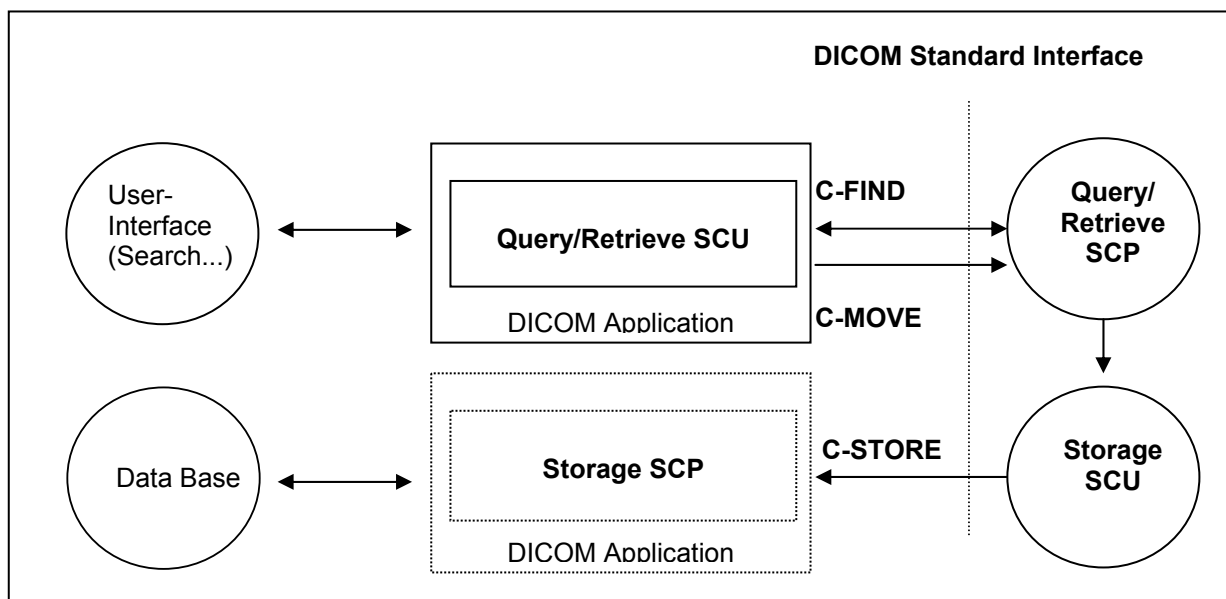


Figure 4: WH AWS Application Data Flow Diagram – Query/Retrieve SCU

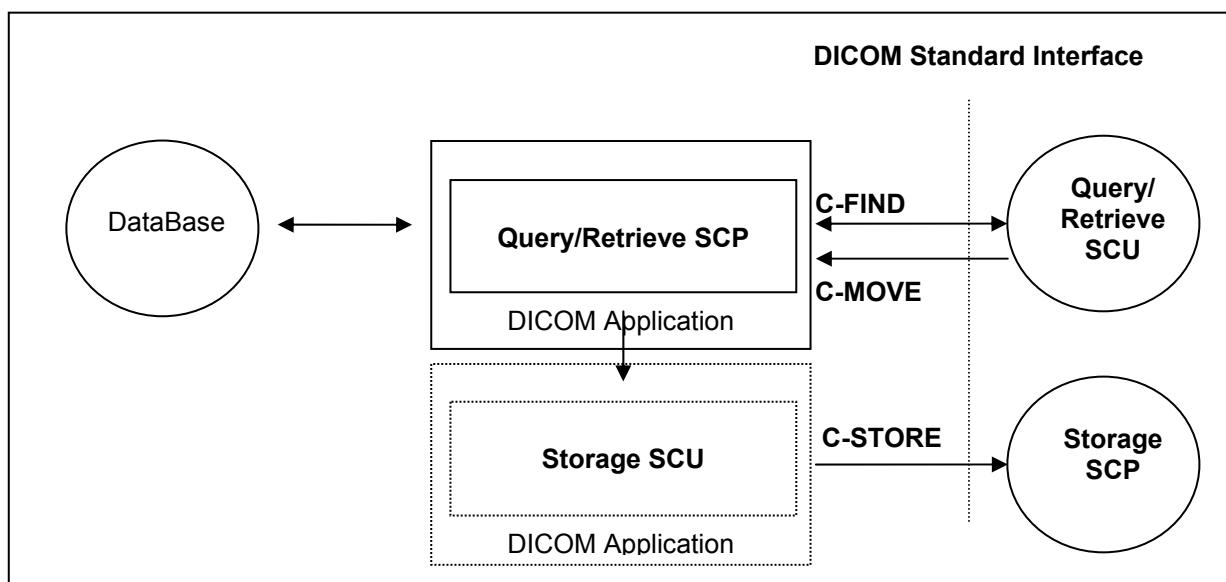


Figure 5: WH AWS Application Data Flow Diagram – Query/Retrieve SCP

8.2 Functional Definitions of Application Entities

The WH AWS DICOM query/retrieve SCU requests the remote query/retrieve SCP to perform a search and match to the keys specified in the request in order to display the results in the WH AWS user interface. Depending on user action (Import) the WH AWS DICOM SCU sends a C-MOVE DIMSE to initiate a C-STORE sub-operation on the SCP to start an image transfer from remote Storage SCU (running on Query/Retrieve SCP) to the WH AWS Storage SCP.

The WH AWS DICOM query/retrieve SCP responds to C-FIND DIMSE from remote SCU applications. Depending on further remote request, a C-MOVE involves the WH AWS DICOM query/retrieve SCP application to initiate a C-STORE association (by triggering the own Storage SCU) to send Objects to a remote Storage SCP.

All components of the DICOM query/retrieve SCP application are operating as background server processes. They are started when the machine is powered on and then respond to queries based on the records stored in its database.

8.3 Sequencing of Real-World Activities

Retrieve of images is only possible if results from a previous "Search..." operation exist and those entities can be selected for "Import".

9 Application Entity Specification Query/Retrieve

9.1 Query/Retrieve Service AEs Specification

The Query/Retrieve SCU requests that the remote SCP performs a match of all keys specified in the request, against the information in its database and the identified images will be moved over a different (C-MOVE) storage association.

The Query/Retrieve SCP responds to queries based on the records based on its database and images will be sent to the requesting SCU or to a different storage destination.

SIEMENS WH AWS DICOM products provide Standard Conformance to the following DICOM V3.0 SOP Classes as SCU and as SCP:

SOP Class Name	SOP Class UID
Patient Root Query/Retrieve Information Model - FIND	1.2.840.10008.5.1.4.1.2.1.1
Patient Root Query/Retrieve Information Model - MOVE	1.2.840.10008.5.1.4.1.2.1.2
Study Root Query/Retrieve Information Model - FIND	1.2.840.10008.5.1.4.1.2.2.1
Study Root Query/Retrieve Information Model - MOVE	1.2.840.10008.5.1.4.1.2.2.2
Patient/Study Only Query/Retrieve Information Model - FIND	1.2.840.10008.5.1.4.1.2.3.1
Patient/Study Only Query/Retrieve Information Model - MOVE	1.2.840.10008.5.1.4.1.2.3.2

Note: See also the Storage DICOM Conformance Statement of the WH AWS DICOM application to compare for conformance of the C-STORE sub-operation generated by the C-MOVE DIMSE services. Furthermore compare the supported Storage Service SOP classes described in the Storage DICOM Conformance Statement of the system to which the images shall be transferred to.

9.1.1 Association Establishment Policies

9.1.1.1 General

With the “Search...” function the query data are input and the DICOM query/retrieve application is started. A query request will be sent out to one remote node that can be selected from a list of configured Query Providers and the response data will be displayed to the user. Upon request (Import), the retrieval of selected items is initiated.

The default PDU size used will be 28 KB.

9.1.1.2 Number of Associations

The WH AWS DICOM application initiates several associations at a time, one for each destination to which a transfer request is being processed in the active job queue list.

The WH AWS DICOM application is able to accept multiple associations at a time. It can handle up to 10 associations in parallel.

9.1.1.3 Asynchronous Nature

The WH AWS DICOM software does not support asynchronous communication (multiple outstanding transactions over a single association).

9.1.1.4 Implementation Identifying Information

Implementation Class UID	1.3.12.2.1107.5.12
Implementation Version Name	"SIEMENS_AWS<VERSION>"

9.1.2 Association Initiation Policy

The query user interface will request the query-data from user and triggers one C-FIND request to the selected remote node. The response data will be displayed in the query UI for further data navigation.

When requesting Import of related items the browser requests the retrieve application to send a C-MOVE request to the related remote node. Images will then be received by the Storage SCP as described in the related section.

9.1.2.1 Real World Activity - Find SCU

9.1.2.1.1 Associated Real-World Activity - Find SCU "Search"

The associated Real-World activity is to fill out a query form with search data and pass it as query to the network application which issues a C-FIND over a previously built association. The remote SCP will respond with related data-entries that will be passed to a browser application. When data transfer is finished the association is closed.

9.1.2.1.2 Proposed Presentation Contexts - Find SCU

The WH AWS DICOM application will propose Presentation Contexts as shown in the following table:

Presentation Context Table					
Abstract Syntax		Transfer Syntax		Role	Ext. Neg.
Name	UID	Name List	UID List		
Patient Root Query/Retrieve Model - FIND	1.2.840.10008.5.1.4.1.2.1.1	Implicit VR Little Endian Explicit VR Little Endian Explicit VR Big Endian	1.2.840.10008.1.2 1.2.840.10008.1.2.1 1.2.840.10008.1.2.2	SCU	None
Study Root Query/Retrieve Model - FIND	1.2.840.10008.5.1.4.1.2.2.1	Implicit VR Little Endian Explicit VR Little Endian Explicit VR Big Endian	1.2.840.10008.1.2 1.2.840.10008.1.2.1 1.2.840.10008.1.2.2	SCU	None
Patient/Study Only Query/Retrieve Model - FIND	1.2.840.10008.5.1.4.1.2.3.1	Implicit VR Little Endian Explicit VR Little Endian Explicit VR Big Endian	1.2.840.10008.1.2 1.2.840.10008.1.2.1 1.2.840.10008.1.2.2	SCU	None

It is configurable which of the query models (or all) are to be used by the WH AWS DICOM Query SCU application. If all Abstract Syntaxes are configured, the C-FIND SCU will use the Patient

Root Model only for C-FIND requests on PATIENT level. For all other levels it will use the STUDY root model.

9.1.2.1.3 Conformance Statement - Find SCU

The WH AWS DICOM Query/Retrieve SCU supports hierarchical queries with all mandatory search keys. The interactive querying of attributes on IMAGE level is not supported by the Query SCU, hence retrieval of individual Objects is possible. The following table describes the search keys for the different query models that the SCU supports. Matching is either wildcard, which means that the user can supply a string containing wildcards, or universal, which means that the attribute is requested as return value.

Attribute name	Tag	Type	Matching	User input	return value display
Patient Level^b					
Patient Name	(0010,0010)	R	Wildcard ^c	enter value	yes
Patient ID	(0010,0020)	U	Wildcard ^b	enter value	yes
Patient's Birth date	(0010,0030)	O	universal (Null)	enter value	yes
Patient's Sex	(0010,0040)	O	universal (Null)	enter value	yes
Number of Patient related Studies	(0020,1200)	O	universal (Null)	-	yes ^d
Number of Patient related Series	(0020,1202)	O	universal (Null)	-	no
Number of Patient related Instances	(0020,1204)	O	universal (Null)	-	no
Study Level					
Patient Name ^e	(0010,0010)	R	Wildcard ^b	enter value	yes
Patient ID	(0010,0020)	R	Wildcard ^b	enter value	yes
Patient's Birth date ^d	(0010,0030)	O	universal (Null)	enter value	yes
Patient's Sex ^d	(0010,0040)	O	universal (Null)	enter value	yes
Study Instance UID	(0020,000D)	U	single value	-	yes
Study ID	(0020,0010)	R	universal (Null)	enter value	yes
Study Date	(0008,0020)	R	universal (Null)	enter value ^f	yes
Study Time	(0008,0030)	R	universal (Null)	-	yes
Accession Number	(0008,0050)	R	universal (Null)	-	yes
Study Description	(0008,1030)	O	universal (Null)	-	yes
Referring Physician's Name	(0008,0090)	O	universal (Null)	-	yes
Name of Physician Reading Study	(0008,1060)	O	universal (Null)	-	yes
Modalities in Study	(0008,0061)	O	universal (Null)	-	yes
Storage Media File-Set ID	(0008,0130)	O	universal (Null)	-	no
Retrieve AE Title	(0008,0054)	O	universal (Null)	-	no
Number of Study	(0020,1206)	O	universal (Null)	-	yes ^g

^b Patient Root Information Model only

^c Always a '*' is appended to the user-supplied string

^d Implicitly visualized in the UI if no study and series search attributes have been entered

^e Study Root Information Model only

^f Date range also possible

Attribute name	Tag	Type	Matching	User input	return value display
related Series					
Number of Study related Instances	(0020,1208)	O	universal (Null)	-	no
Series Level					
Series Instance UID	(0020,000E)	U	single value	-	yes
Series Number	(0020,0011)	R	universal (Null)	-	yes
Modality	(0008,0060)	R	universal (Null)	enter value	yes
Series Date	(0008,0021)	O	universal (Null)	-	yes
Series Time	(0008,0031)	O	universal (Null)	-	yes
Series Description	(0008,103E)	O	universal (Null)	enter value	yes
Body Part Examined	(0018,0015)	O	universal (Null)	enter value	yes
Performing Physician	(0008,1050)	O	universal (Null)	enter value	yes
Storage Media File-Set ID	(0008,0130)	O	universal (Null)	-	yes
Retrieve AE Title	(0008,0054)	O	universal (Null)	-	yes
Protocol Name	(0018,1030)	O	universal (Null)	-	no
Perf. Procedure Step Start Date	(0040,0244)	O	universal (Null)	-	yes
Perf. Procedure Step Start Time	(0040,0245)	O	universal (Null)	-	yes
Requested Attribute Sequence	(0040,0275)	O	universal (Null)	-	yes
> Requested Procedure ID	(0040,1001)	O	universal (Null)	-	yes
> Scheduled Procedure ID	(0040,0009)	O	universal (Null)	-	yes
Number of Series related Instances	(0020,1209)	O	universal (Null)	-	yes
Image Level					
SOP Instance UID	(0008,0018)	U	single value	-	no
Image Number	(0020,0013)	R	universal (Null)	-	yes
Storage Media File-Set ID	(0008,0130)	O	universal (Null)	-	no
Retrieve AE Title	(0008,0054)	O	universal (Null)	-	no
Instance Date	(0008,0023)	O	universal (Null)	-	no
Instance Time	(0008,0033)	O	universal (Null)	-	no
Number of Frames	(0028,0008)	O	universal (Null)	-	yes
Image Comments	(0020,4000)	O	universal (Null)	-	no

a Implicitly if no series search attributes have been entered

The Find SCU interprets following status codes:

C-FIND response status

Service Status	Meaning	Protocol Codes	Related Fields
Refused	Out of Resources	A700	(0000,0902)
Failed	Identifier does not match SOP Class	A900	(0000,0901) (0000,0902)
	Unable to process	Cxxx	(0000,0901) (0000,0902)
Cancel	Matching terminated due to Cancel request	FE00	None
Success	Matching is complete - No final Identifier is supplied	0000	None
Pending	Matches are continuing - Current Match is supplied and any Optional Keys were supported in the same manner as Required Keys	FF00	Identifier
	Matches are continuing - Warning that one or more Optional Keys were not supported for existence and/or matching for this identifier	FF01	Identifier

9.1.2.2 Real-World Activity – Move SCU

9.1.2.2.1 Associated Real-World Activity – Move SCU “Import”

When selecting a data entry in the Query UI and activate the “Import” function, a retrieval request is passed to the archival application which issues a C-MOVE service according to the Patient Root or Study Root query model. (The Storage Service Class Conformance Statement describes the C-STORE service, which is generated by processing the C-MOVE service.)

The transferred image data are processed as described in the storage class SCP descriptions.

The possibility to request the remote C-MOVE provider (remote application that responded to the C-FIND) to move data to an application entity other than the C-MOVE SCU (the WH AWS DICOM application) is NOT USED.

C-MOVE operation on Patient Level is not supported by the Query UI.

9.1.2.2.2 Proposed Presentation Contexts - Move SCU “Import”

The WH AWS DICOM application will propose Presentation Contexts as shown in the following table:

Presentation Context Table					
Abstract Syntax		Transfer Syntax		Role	Ext. Neg.
Name	UID	Name List	UID List		

Patient Root Query/Retrieve Model – MOVE	1.2.840.10008.5.1.4.1.2.1.2	Implicit VR Little Endian Explicit VR Little Endian Explicit VR Big Endian	1.2.840.10008.1.2 1.2.840.10008.1.2.1 1.2.840.10008.1.2.2	SCU	None
Study Root Query/Retrieve Model – MOVE	1.2.840.10008.5.1.4.1.2.2.2	Implicit VR Little Endian Explicit VR Little Endian Explicit VR Big Endian	1.2.840.10008.1.2 1.2.840.10008.1.2.1 1.2.840.10008.1.2.2	SCU	None
Patient/Study Only Query/Retrieve Model – MOVE	1.2.840.10008.5.1.4.1.2.3.2	Implicit VR Little Endian Explicit VR Little Endian Explicit VR Big Endian	1.2.840.10008.1.2 1.2.840.10008.1.2.1 1.2.840.10008.1.2.2	SCU	None

Note: C-MOVE extended negotiation will not be supported by the SCU

9.1.2.2.3 SOP Specific Conformance Statement - Move SCU “Import”

At association establishment time the C-MOVE presentation context shall be negotiated. The C-STORE sub-operations must be done on a different association to transfer images to the own Storage Service Class SCP.

The Move SCU interprets following status codes:

Service Status	Meaning	Error Codes	Related Fields
Refused	Out of Resources - Unable to calculate number of matches	A701	(0000,0902)
	Out of Resources - Unable to perform sub operations	A702	(0000,1020) (0000,1021) (0000,1022) (0000,1023)
Failed	Identifier does not match SOP Class	A900	(0000,0901) (0000,0902)
	Unable to process	CXXX	(0000,0901) (0000,0902)
Cancel	Sub-operations terminated due to Cancel Indication	FE00	(0000,1020) (0000,1021) (0000,1022) (0000,1023)
Warning	Sub-operations Complete - One or more Failures or Warnings	B000	(0000,1020) (0000,1021) (0000,1022) (0000,1023)
Success	Sub-operations Complete - No Failures or Warning	0000	(0000,1020) (0000,1021) (0000,1022) (0000,1023)
Pending	Sub-operations are continuing	FF00	(0000,1020) (0000,1021) (0000,1022) (0000,1023)

9.1.3 Association Acceptance Policy

The WH AWS DICOM application will accept associations for the following DIMSE-C operations as SCP:

- C-FIND
- C-MOVE
- C-FIND-CANCEL
- C-MOVE-CANCEL

9.1.3.1 Real-World Activity - Find SCP

9.1.3.1.1 Associated Real-World Activity - Find SCP

The associated Real-World activity is to respond query requests to an SCU with the query model Patient Root, Study Root and Patient/Study Only. Relational retrieve operation is NOT supported. With a C-FIND-CANCEL request the running query can be canceled at any time.

Multiple C-FIND requests over the same association are supported.

9.1.3.1.2 Accepted Presentation Contexts - Find SCP

The WH AWS DICOM application will accept Presentation Contexts as shown in the following table:

Presentation Context Table					
Abstract Syntax		Transfer Syntax		Role	Ext. Neg.
Name	UID	Name List	UID List		
Patient Root Query/Retrieve Model – FIND	1.2.840.10008.5.1.4.1.2.1.1	Implicit VR Little Endian Explicit VR Little Endian Explicit VR Big Endian	1.2.840.10008.1.2 1.2.840.10008.1.2.1 1.2.840.10008.1.2.2	SCP	None
Study Root Query/Retrieve Model – FIND	1.2.840.10008.5.1.4.1.2.2.1	Implicit VR Little Endian Explicit VR Little Endian Explicit VR Big Endian	1.2.840.10008.1.2 1.2.840.10008.1.2.1 1.2.840.10008.1.2.2	SCP	None
Patient/Study Only Query/Retrieve Model – FIND	1.2.840.10008.5.1.4.1.2.3.1	Implicit VR Little Endian Explicit VR Little Endian Explicit VR Big Endian	1.2.840.10008.1.2 1.2.840.10008.1.2.1 1.2.840.10008.1.2.2	SCP	None

Note: C-FIND Extended Negotiation will NOT be supported.

The order of preference for accepting Transfer Syntaxes is: 1. Explicit VR Little Endian, 2. Explicit VR Big Endian, 3. Implicit VR Little Endian

9.1.3.1.3 SOP Specific Conformance Statement - Find SCP

The WH AWS DICOM Query/Retrieve SCP supports hierarchical queries with all mandatory and optional search keys.

The following six notes apply to the handling of attribute PatientsName (0010, 0010) as Query/Retrieve SCP:

The syntactical structure of PatientsName (0010, 0010) attribute is as follows:

<single byte group>=<ideographic group>=<phonetic group>

Each group may have up to five components, which are separated by carets “^”:

1. Matching of PatientsName attribute (0010, 0010) is done case-insensitive.
2. If a search string matches the complete value of a data base object's PatientsName, a match will be returned.
3. If a search string matches an individual group (single byte, ideographic or phonetic) of a data base object's PatientsName, a match will be returned.

4. If a search string matches two consecutive groups of a data base object's PatientsName, a match will be returned.
5. Redundant group separators "=" or component separators "^" are treated as insignificant for matching.
6. Leading and trailing blanks within a component or a group of PatientsName (0010,0010) are treated as insignificant for matching.

Except for attribute PatientsName (0010/0010) any other query attribute contents will be treated case-sensitive.

With wildcard queries the symbol "?" is treated as "*" by the C-FIND SCP application. As a consequence the query string of "?abc*" will be processed as "**abc*".

If the value for the patient-level unique key "Patient ID" is not known, it may be returned with zero length. The attribute "Image Comments" will not be included in the C-FIND-RSP, if it is not set in the DB, even if it was requested as return key in the related C-FIND-RQ.

Usage of Storage Media File-Set ID, Retrieve AE Title with C-FIND-RSP message:

- The Storage Media File-Set ID - if existent - can be returned at Study/Series/Image Level. Only on Image Level, the values of ONLINE, NEARLINE or OFFLINE are returned to indicate the Storage Location of the related Instance.
- The Retrieve AE Title - if existent - can only be returned at Image Level (for Patient Root and Study Root models) or Study Level (for Patient/Study Only model).

Relational Queries are **not** supported.

A remote DICOM AE can cancel the running query by sending a C-FIND-CANCEL. Matches are possibly continuing (more C-FIND response with status PENDING) until the cancel operation has completed.

The supported attributes on the various query levels of the three supported information models are list in the tables of the following sections.

9.1.3.1.3.1 Patient Root Information Model

Attribute Name	Tag	Usage SCU	Matching
Patient Level			
Patient Name	(0010,0010)	R	single value, wildcard, universal
Patient ID	(0010,0020)	U	single value, wildcard, universal
Patient's Birth Date	(0010,0030)	O	single value, range, universal
Patient's Sex	(0010,0040)	O	single value, wildcard, universal
Ethnic Group	(0010,2160)	O	single value, wildcard, universal
Patient Comments	(0010,4000)	O	wildcard, universal
Number of Patient related Studies	(0020,1200)	O	universal
Number of Patient related Series	(0020,1202)	O	universal
Number of Patient related Instances	(0020,1204)	O	universal
Study Level			
Study Instance UID	(0020,000D)	U	single value, list of UIDs
Study ID	(0020,0010)	R	single value, wildcard, universal
Study Date	(0008,0020)	R	single value, range, universal

Attribute Name	Tag	Usage SCU	Matching
Study Time	(0008,0030)	R	single value, range, universal
Accession Number	(0008,0050)	R	single value, wildcard, universal
Referring Physician's Name	(0008,0090)	O	single value, wildcard, universal
Study Description	(0008,1030)	O	single value, wildcard, universal
Admitting Diagnoses Description	(0008,1080)	O	single value, wildcard, universal
Patient's Age	(0010,1010)	O	single value, wildcard, universal
Patient's Size	(0010,1020)	O	single value, universal
Patient's Weight	(0010,1030)	O	single value, universal
Additional Patient History	(0010,21B0)	O	wildcard, universal
Name of Physician reading Study	(0008,1060)	O	single value, wildcard, universal
Modalities in Study	(0008,0061)	O	multiple values, universal
Number of Study related Series	(0020,1206)	O	universal
Number of Study related Instances	(0020,1208)	O	universal
Series Level			
Series Instance UID	(0020,000E)	U	single value, list of UID
Series Number	(0020,0011)	R	single value, universal
Modality	(0008,0060)	R	single value, wildcard, universal
Laterality	(0020,0060)	O	single value, wildcard, universal
Body Part Examined	(0018,0015)	O	single value, wildcard, universal
Patient Position	(0018,5100)	O	single value, wildcard, universal
Smallest Pixel Value in Series	(0028,0108)	O	single value, universal
Largest Pixel Value in Series	(0028,0109)	O	single value, universal
Protocol Name	(0018,1030)	O	single value, wildcard, universal
Series Date	(0008,0021)	O	single value, range, universal
Series Time	(0008,0031)	O	single value, range, universal
Series Description	(0008,103E)	O	single value, wildcard, universal
Operators Name	(0008,1070)	O	single value, wildcard, universal
Performing Physician's Name	(0008,1050)	O	single value, wildcard, universal
Perf. Procedure Step Start Date	(0040,0244)	O	universal
Perf. Procedure Step Start Time	(0040,0245)	O	universal
Number of Series related Instances	(0020,1209)	O	universal
Referenced Request Sequence	(0040,A370)	O	sequence matching
Image Level			
SOP Instance UID	(0008,0018)	U	single value, list of UID
SOP Class UID	(0008,0016)	O	single value
Image Number	(0020,0013)	R	single value, universal
Content Date	(0008,0023)	O	single value, range, universal
Content Time	(0008,0033)	O	single value, range, universal
Modality	(0008,0060)	O	single value, wildcard, universal
Image Comments	(0020,4000)	O	Universal

Supported Query attributes sorted by Query Level – Patient Root Information Model

9.1.3.1.3.2 Study Root Information Model

Attribute Name	Tag	Usage SCU	Matching
Study Level			
Patient Name	(0010,0010)	R	Single value, Wildcard, universal
Patient ID	(0010,0020)	R	Single Value, Wildcard, universal
Patient's Birth Date	(0010,0030)	O	Single Value, Range, universal
Patient's Sex	(0010,0040)	O	Single Value, Wildcard, universal
Patient Comments	(0010,4000)	O	Wildcard, universal
Number of Patient related Studies	(0020,1200)	O	universal
Number of Patient related Series	(0020,1202)	O	universal
Number of Patient related Instances	(0020,1204)	O	universal
Study Instance UID	(0020,000D)	U	Single Value, List of UIDs
Study ID	(0020,0010)	R	Single Value, Wildcard, universal
Study Date	(0008,0020)	R	Single Value, Range, universal
Study Time	(0008,0030)	R	Single Value, Range, universal
Accession Number	(0008,0050)	R	Single Value, Wildcard, universal
Referring Physician's Name	(0008,0090)	O	Single Value, Wildcard, universal
Study Description	(0008,1030)	O	Single Value, Wildcard, universal
Admitting Diagnosis Description	(0008,1080)	O	Single Value, Wildcard, universal
Patient's Age	(0010,1010)	O	Single Value, Wildcard, universal
Patient's Size	(0010,1020)	O	Single Value, universal
Patient's Weight	(0010,1030)	O	Single Value, universal
Additional Patient History	(0010,21B0)	O	Wildcard, universal
Name of Physician reading the Study	(0008,1060)	O	Single Value, Wildcard, universal
Modalities in Study	(0008,0061)	O	Multiple values, universal
Number of Study Related Series	(0020,1206)	O	universal
Number of Study Related Instances	(0020,1208)	O	universal
Series Level			
Series Instance UID	(0020,000E)	U	Single Value, List of UIDs
Series Number	(0020,0011)	R	Single Value, universal
Modality	(0008,0060)	R	Single Value, Wildcard, universal
Laterality	(0020,0060)	O	Single Value, Wildcard, universal
Body Part Examined	(0018,0015)	O	Single Value, Wildcard, universal
Patient Position	(0018,5100)	O	Single Value, Wildcard, universal
Smallest Pixel Value in Series	(0028,0108)	O	Single Value, universal
Largest Pixel Value in Series	(0028,0109)	O	Single Value, universal
Protocol Name	(0018,1030)	O	Single Value, Wildcard, universal
Series Date	(0008,0021)	O	Single Value, Range, universal
Series Time	(0008,0031)	O	Single Value, Range, universal
Series Description	(0008,103E)	O	Single Value, Wildcard, universal
Operator's Name	(0008,1070)	O	Single Value, Wildcard, universal
Performing Physician's Name	(0008,1050)	O	Single Value, Wildcard, universal
Performed Procedure Step Start Date	(0040,0244)	O	universal
Performed Procedure Step Start Time	(0040,0245)	O	universal
Number of Series related Instances	(0020,1209)	O	universal
Image Level			
SOP Instance UID	(0008,0018)	U	Single Value, List of UIDs
SOP Class UID	(0008,0016)	O	Single value
Image Number	(0020,0013)	R	Single Value, universal
Content Date	(0008,0023)	O	Single Value, Range, universal
Content Time	(0008,0033)	O	Single Value, Range, universal
Modality	(0008,0060)	O	Single Value, Wildcard, universal

Attribute Name	Tag	Usage SCU	Matching
Image Comments	(0020,4000)	O	universal

Supported Query attributes sorted by Query Level – Study Root Information Model

9.1.3.1.3.3 Patient/Study Only Information Model

Attribute Name	Tag	Usage SCU	Matching
Patient Level			
Patient Name	(0010,0010)	R	Single value, Wildcard, universal
Patient ID	(0010,0020)	U	Single Value, Wildcard, universal
Patient's Birth Date	(0010,0030)	O	Single Value, Range, universal
Patient's Sex	(0010,0040)	O	Single Value, Wildcard, universal
Ethnic Group	(0010,2160)	O	Single Value, Wildcard, universal
Patient Comments	(0010,4000)	O	Wildcard, universal
Number of Patient related Studies	(0020,1200)	O	universal
Number of Patient related Series	(0020,1202)	O	universal
Number of Patient related Instances	(0020,1204)	O	universal
Study Level			
Study Instance UID	(0020,000D)	U	Single Value, List of UIDs
Study ID	(0020,0010)	R	Single Value, Wildcard, universal
Study Date	(0008,0020)	R	Single Value, Range, universal
Study Time	(0008,0030)	R	Single Value, Range, universal
Accession Number	(0008,0050)	R	Single Value, Wildcard, universal
Referring Physician's Name	(0008,0090)	O	Single Value, Wildcard, universal
Study Description	(0008,1030)	O	Single Value, Wildcard, universal
Admitting Diagnosis Description	(0008,1080)	O	Single Value, Wildcard, universal
Patient's Age	(0010,1010)	O	Single Value, Wildcard, universal
Patient's Size	(0010,1020)	O	Single Value, universal
Patient's Weight	(0010,1030)	O	Single Value, universal
Additional Patient History	(0010,21B0)	O	Wildcard, universal
Name of Physician reading the Study	(0008,1060)	O	Single Value, Wildcard, universal
Modalities in Study	(0008,0061)	O	Multiple values, universal
Number of Study Related Series	(0020,1206)	O	universal
Number of Study Related Instances	(0020,1208)	O	universal

Supported Query attributes sorted by Query Level – Patient/Study Only Information Model

The Find SCP returns following status codes:

Service Status	Meaning	Error Codes	Related Fields
Refused	Out of Resources	A700	(0000,0902)
Failed	Identifier does not match SOP Class	A900	(0000,0901) (0000,0902)
	Unable to process	C001	(0000,0901) (0000,0902)
Cancel	Matching terminated due to Cancel request	FE00	None
Success	Matching is complete - No final Identifier is supplied	0000	None
Pending	Matches are continuing - Current Match is supplied and any Optional Keys were supported in the same manner as Required Keys	FF00	Identifier
	Matches are continuing - Warning that one or more Optional Keys were not supported for existence and/or matching for this identifier	FF01	Identifier

9.1.3.2 Real-World Activity - Move SCP

9.1.3.2.1 Associated Real-World Activity - Move SCP

The associated Real-World activity is to respond to retrieve requests to an SCU. The SCP supports the query model Patient Root, Study Root and Patient/Study Only. The Storage Service Class Conformance Statement describes the C-STORE service, which is generated by the C-MOVE service. Relational retrieve operation is NOT supported.

Multiple C-MOVE requests over the same association are NOT supported.

9.1.3.2.2 Accepted Presentation Contexts - Move SCP

The WH AWS DICOM application will accept Presentation Contexts as shown in the following table:

Presentation Context Table					
Abstract Syntax		Transfer Syntax		Role	Ext. Neg.
Name	UID	Name List	UID List		
Patient Root Query/Retrieve Model – MOVE	1.2.840.10008.5.1.4.1.2.1.2	Implicit VR Little Endian Explicit VR Little Endian Explicit VR Big Endian	1.2.840.10008.1.2 1.2.840.10008.1.2.1 1.2.840.10008.1.2.2	SCP	None
Study Root Query/Retrieve Model – MOVE	1.2.840.10008.5.1.4.1.2.2.2	Implicit VR Little Endian Explicit VR Little Endian Explicit VR Big Endian	1.2.840.10008.1.2 1.2.840.10008.1.2.1 1.2.840.10008.1.2.2	SCP	None
Patient/Study Only Query/Retrieve Model – MOVE	1.2.840.10008.5.1.4.1.2.3.2	Implicit VR Little Endian Explicit VR Little Endian Explicit VR Big Endian	1.2.840.10008.1.2 1.2.840.10008.1.2.1 1.2.840.10008.1.2.2	SCP	None

Note: C-MOVE Extended negotiation will NOT be supported.

The order of preference for accepting Transfer Syntaxes is: 1. Explicit VR Little Endian, 2. Explicit VR Big Endian, 3. Implicit VR Little Endian.

9.1.3.2.3 SOP Specific Conformance Statement - Move SCP

At association establishment time the C-MOVE presentation context shall be negotiated. The C-STORE sub-operations is done on a different association, specified in the C-MOVE request, to transfer images to a remote SCP of the Storage Service Class. Relational retrieve operation is NOT supported.

All unique keys have to be supplied according to the selected Query/Retrieve Level. The related tables in the C-FIND SCP section will give information about “U” marked key attributes.

The Move SCP returns following status codes:

Service Status	Meaning	Error Codes	Related Fields
Refused	Out of Resources - Unable to calculate number of matches	A701	(0000,0902)
	Out of Resources - Unable to perform sub operations	A702	(0000,1020) (0000,1021) (0000,1022) (0000,1023)
Failed	Identifier does not match SOP Class	A900	(0000,0901) (0000,0902)
	Unable to process	C001	(0000,0901) (0000,0902)

Service Status	Meaning	Error Codes	Related Fields
Cancel	Sub-operations terminated due to Cancel Indication	FE00	(0000,1020) (0000,1021) (0000,1022) (0000,1023)
Warning	Sub-operations Complete - One or more Failures of Warnings	B000	(0000,1020) (0000,1021) (0000,1022) (0000,1023)
Success	Sub-operations Complete - No Failures or Warning	0000	(0000,1020) (0000,1021) (0000,1022) (0000,1023)
Pending	Sub-operations are continuing	FF00	(0000,1020) (0000,1021) (0000,1022) (0000,1023)

10 Implementation Model Print

The Print Management Service Classes define an application-level class of services, which facilitate the printing of images on a hardcopy medium. The print management SCU and print management SCP are peer DICOM print management application entities. The WH AWS DICOM print application supports the print management DIMSE services to act as SCU.

10.1 Application Data Flow Diagram

The WH AWS DICOM network implementation acts as SCU for the print management network service. The product target Operating System is Windows XP®.

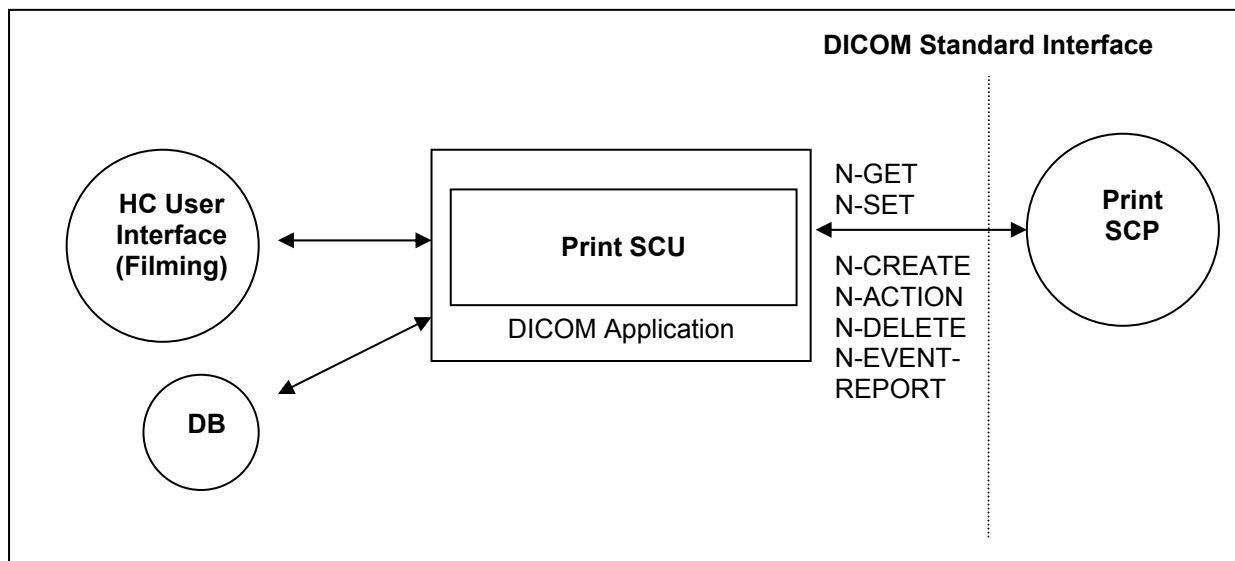


Figure 6: DICOM Application Data Flow Diagram – Print SCU

10.2 Functional Definition of Application Entities

The Print SCU is invoked by the user interface to setup film-sheet layout and whenever an image is ready to be printed on film. The Print SCU will hold and maintain all data needed to compile a complete film-sheet from the data (images, layout, configuration) received. Whenever a film-sheet is ready to print the related data is used to supply the Information to the SOP Classes of the Print Management Service Class. A queue is maintained, in order to intermediately store several film-sheets in case of resource problems on printer. The SCU will only supply and require the mandatory SOP Classes of the Print Management Service Class.

10.3 Sequencing of Real-World Activities

Not applicable

11 Application Entity Specification Print

11.1 Print Management AE Specification

The WH AWS print management SCU (HCS) invokes print management DIMSE services to transfer images from the local AE to the remote SCP AE to print images with defined layout on a selected network-based DICOM hardcopy printer. This is done in an “full-page” print mode.

SIEMENS WH AWS DICOM products provide Standard Conformance to the following DICOM V3.0 Print Management Meta SOP Classes as an SCU:

SOP Class Name	SOP Class UID
Basic Grayscale Print Management Meta SOP Class	1.2.840.10008.5.1.1.9
- Basic Film Session SOP Class	1.2.840.10008.5.1.1.1
- Basic Film Box SOP Class	1.2.840.10008.5.1.1.2
- Basic Grayscale Image Box SOP Class	1.2.840.10008.5.1.1.4
- Printer SOP Class	1.2.840.10008.5.1.1.16
Print Job SOP Class	1.2.840.10008.5.1.1.14
Presentation LUT SOP Class	1.2.840.10008.5.1.1.23

SOP Class Name	SOP Class UID
Basic Color Print Management Meta SOP Class	1.2.840.10008.5.1.1.18
- Basic Film Session SOP Class	1.2.840.10008.5.1.1.1
- Basic Film Box SOP Class	1.2.840.10008.5.1.1.2
- Basic Color Image Box SOP Class	1.2.840.10008.5.1.1.4.1
- Printer SOP Class	1.2.840.10008.5.1.1.16
Print Job SOP Class	1.2.840.10008.5.1.1.14

1.1.1 Association Establishment Policies

11.1.1.1 General

Whenever a film is completely set up and printed by command or automatism, the job is prepared for processing. As soon as the queue is ready to process the job is activated and worked according the processing data. The related Print application will initiate an association to the print destination and process the printing of the related information.

The default PDU size used will be 28 KB.

11.1.1.2 Number of Associations

The WH AWS DICOM Print application initiates one association at a time for each different print device configured.

11.1.1.3 Asynchronous Nature

The WH AWS DICOM software does not support asynchronous communication (multiple outstanding transactions over a single association).

11.1.1.4 Implementation Identifying Information

Implementation Class UID	1.2.12.2.1107.5.12
Implementation Version Name	"SIEMENS_AWS<VERSION>"

11.1.2 Association Initiation Policy

Triggered by the Print job queue the Print Management SCU establishes an association by using the DICOM association services. With the help of the N-GET request for the Printer SOP Class the Status is determined before printing.

With no problem encountered with the N-CREATE/N-SET Services for the related Basic Print SOP Classes the film sheet is set up for printing and the image(s) is (are) transferred to the printer device.

After the last film is printed from queue, the Print application will leave open the association for another 60 seconds. If a new film job is ready for printing within this time-limit, the job will be immediately processed over the still open association. If there is no new job, the association is closed if the time-out elapsed. This is done to optimize automated printing.

During the "idle-time" (no open association to printer) the Print application will issue a cyclic camera status request (using N-GET of Printer SOP Class) every 5 minutes.

11.1.2.1 Associated Real-World Activity

11.1.2.1.1 Associated Real-World Activity – Printing a Printer Job Queue Entry

Whenever a film-sheet is prepared by the user, it is forwarded to the Printer Job queue. As soon as the associated Printer device is available the job is activated and association is set up.

The film sheet is internally processed, converted to a Standard/1-1 page and then the page image is sent. Status is controlled by awaiting any N-EVENT message throughout the transfer until the last image or film-sheet is sent.

If the response from the remote application contains a status other than 'Success' or 'Warning' the association is aborted.

11.1.2.1.2 Proposed Presentation Context (Presentation Context Table)

The Siemens WH AWS DICOM Print application will propose Presentation Contexts as shown in the following table:

Presentation Context Table					
Abstract Syntax		Transfer Syntax		Role	Ext. Neg.
Name	UID	Name List	UID List		
Basic Grayscale Print Management Meta SOP class	1.2.840.10008.5.1.1.9	Implicit VR Little Endian Explicit VR Little Endian Explicit VR Big Endian	1.2.840.10008.1.2 1.2.840.10008.1.2.1 1.2.840.10008.1.2.2	SCU	None
Basic Color Print Management Meta SOP class	1.2.840.10008.5.1.1.18	Implicit VR Little Endian Explicit VR Little Endian Explicit VR Big Endian	1.2.840.10008.1.2 1.2.840.10008.1.2.1 1.2.840.10008.1.2.2	SCU	None
Basic film session SOP class	1.2.840.10008.5.1.1.1	Implicit VR Little Endian Explicit VR Little Endian Explicit VR Big Endian	1.2.840.10008.1.2 1.2.840.10008.1.2.1 1.2.840.10008.1.2.2	SCU	None
Basic Film Box SOP class	1.2.840.10008.5.1.1.2	Implicit VR Little Endian Explicit VR Little Endian Explicit VR Big Endian	1.2.840.10008.1.2 1.2.840.10008.1.2.1 1.2.840.10008.1.2.2	SCU	None
Basic Grayscale Image Box SOP class	1.2.840.10008.5.1.1.4	Implicit VR Little Endian Explicit VR Little Endian Explicit VR Big Endian	1.2.840.10008.1.2 1.2.840.10008.1.2.1 1.2.840.10008.1.2.2	SCU	None
Basic Color Image Box SOP class	1.2.840.10008.5.1.1.4.1	Implicit VR Little Endian Explicit VR Little Endian Explicit VR Big Endian	1.2.840.10008.1.2 1.2.840.10008.1.2.1 1.2.840.10008.1.2.2	SCU	None
Printer SOP class	1.2.840.10008.5.1.1.16	Implicit VR Little Endian Explicit VR Little Endian Explicit VR Big Endian	1.2.840.10008.1.2 1.2.840.10008.1.2.1 1.2.840.10008.1.2.2	SCU	None
Print Job SOP class	1.2.840.10008.5.1.1.14	Implicit VR Little Endian Explicit VR Little Endian Explicit VR Big Endian	1.2.840.10008.1.2 1.2.840.10008.1.2.1 1.2.840.10008.1.2.2	SCU	None
Presentation LUT SOP class	1.2.840.10008.5.1.1.23	Implicit VR Little Endian Explicit VR Little Endian Explicit VR Big Endian	1.2.840.10008.1.2 1.2.840.10008.1.2.1 1.2.840.10008.1.2.2	SCU	None

11.1.2.1.3 SOP specific Conformance Statement – Meta SOP Classes

The WH AWS DICOM print management SCU conforms to the DICOM Basic Grayscale Print Management Meta SOP Class and the Basic Color Print Management Meta SOP Class.

The application uses a configuration platform to define the properties of the connected DICOM SCP, e.g.:

- maximum number of print jobs in the queue
- maximum number of print copies
- supported film sizes of the connected DICOM SCP
- supported film formats of the DICOM SCP
- lookup table definition.

The printing is only suspended in the case of a failure return status of the SCP.

11.1.2.1.3.1 Basic Film Session SOP class

The Basic Film Session information object definition describes all the user-defined parameters, which are common for all the films of a film session. The Basic Film Session refers to one or more Basic Film Boxes and that are printed on one hardcopy printer.

The WH AWS DICOM print management SCU supports the following DIMSE Service elements for the Basic Film Session SOP Class as SCU:

- N-CREATE, N-DELETE

The Basic Film Session SOP Class N-CREATE-RQ (SCU) uses the following attributes:

Attribute Name	Tag	Usage SCU	Supported Values
Number of Copies	(2000,0010)	U	1
Medium Type	(2000,0030)	U	BLUE FILM CLEAR FILM PAPER
Film Destination	(2000,0040)	U	MAGAZINE PROCESSOR

The number of Copies sent to the DICOM Printer is always 1, the job is sent n times for n copies.

The affected SOP Instance UID received with N-CREATE-RSP message will be kept internally and used for later requests (e.g. N-DELETE-RQ) on the Basic Film Session – see below:

Attribute Name	Tag	Source of Information
Requested SOP Instance UID	(0000,1000) → (0000,1001)	Affected SOP Instance UID of N-CREATE-RSP on Basic Film Session

The N-DELETE-RQ on the Basic Film Session SOP Class is used to remove the complete Basic Film Session SOP Instance hierarchy.

The Basic Film Session SOP class interprets the following status codes (from N-CREATE-RSP, N-DELETE-RSP messages):

Service Status	Meaning	Error Codes
Failed	Film session SOP instances hierarchy does not contain film box SOP instances	C600
	Unable to create print job, print queue is full	C601
	Image size is larger than images box size	C603
Warning	Memory allocation not supported	B600
	Film session printing is not supported	B601
	Film box does not contain image box (empty page)	B602
Success	Film belonging to the film session are accepted for printing	0000

11.1.2.1.3.2 Basic Film Box SOP class

The Basic Film Box information object definition describes all the user-defined parameter of one film of the film session. The Basic Film Box information description defines the presentation parameters, which are common for all images on a given sheet of film.

The Basic Film Box refers to one or more Image Boxes.

Supported Service Elements as SCU are:

- N-CREATE

- N-ACTION
- N-DELETE

The Basic Film Box SOP class N-CREATE-RQ message uses the following attributes (the actual values for each attribute depend on DICOM printer configuration within the WH AWS DICOM print management SCU):

Attribute Name	Tag	Usage SCU	Supported Values
Image Display Format	(2010,0010)	M	STANDARD\C,R
Referenced Film Session Sequence	(2010,0500)	M	
> Referenced SOP Class UID	(0008,1150)	M	1.2.840.10008.5.1.1.1
> Referenced SOP Instance UID	(0008,1155)	M	
Film Orientation	(2010,0040)	M	PORTRAIT, LANDSCAPE
Film Size ID	(2010,0050)	M	8INX10IN, 10INX12IN, 10INX14IN, 11INX14IN,, 14INX14IN, 14INX17IN, 24CMX24CM, 24CMX30CM
Magnification Type	(2010,0060)	M	BILINEAR, CUBIC, NONE, REPLICATE
Border Density	(2010,0100)	U	BLACK, WHITE
Max Density	(2010,0130)	U	0 < Value
Min Density	(2010,0120)	U	0 < Value < 50
Illumination	(2010,015E)	U	0 < Value Required if Presentation LUT is present.
Reflective Ambient Light	(2010,0160)	U	0 < Value Required if Presentation LUT is present.
Referenced Presentation LUT Sequence	(2050,0500)	U	

For Page Mode printing, the image display format used is STANDARD\1,1. For Image Mode printing, the image display format used is STANDARD\C,R, where C is the number of Columns and R is the number of Rows as specified in the Hardcopy layout.

The N-CREATE-RSP message from the Print SCP includes the Referenced Image Box Sequence with SOP Class/Instance UID pairs which will be kept internally to be further used for the subsequent Basic Image Box SOP Class N-SET-RQ messages.

When all Image Boxes (including parameters) for the film-sheet have been set, the WH AWS DICOM print manager will issue a N-ACTION-RQ message with the SOP Instance UID of the Basic Film Box and the Action Type ID of 1.

The affected SOP Instance UID received with N-CREATE-RSP message will be kept internally and used for later requests (e.g. N-DELETE-RQ) on the Basic Film Box - see below:

Attribute Name	Tag	Source of Information
Requested SOP Instance UID	(0000,1000) → (0000,1001)	Affected SOP Instance UID of N-CREATE-RSP on Basic Film Box

The Basic Film Box SOP class interprets the following status codes:

Service Status	Meaning	Error Codes
Failure	Unable to create print job, print queue is full	C602
	Image size is larger than images box size	C603
Warning	Film box does not contain image box (empty page)	B603
	Requested MinDensity or MaxDensity outside of Printer's operating range	B605

Service Status	Meaning	Error Codes
Success	Film accepted for printing	0000

11.1.2.1.3.3 Basic Grayscale Image Box SOP Class

The Basic Grayscale Image Box information object definition is the presentation of an image and image related data in the image area of a film. The Basic Image Box information describes the presentation parameters and image pixel data, which apply to a single image of a sheet of film.

The Grayscale Image Box SOP Class uses only the N-SET-RQ with the following attributes:

Attribute Name	Tag	Usage SCU	Supported Values
Image Position	(2020,0010)	M	1
BASIC Grayscale Image Sequence	(2020,0110)	M	
> Samples per Pixel	(0028,0002)	M	1
> Photometric Interpretation	(0028,0004)	M	MONOCHROME2
> Rows	(0028,0010)	M	
> Columns	(0028,0011)	M	
> Pixel Aspect Ratio	(0028,0034)	M	
> Bits Allocated	(0028,0100)	M	8 / 16
> Bits Stored	(0028,0101)	M	8 / 12
> High Bit	(0028,0102)	M	7 / 11
> Pixel Representation	(0028,0103)	M	0
> Pixel Data	(7FE0,0010)	M	

The Grayscale Image Box SOP class interprets the following status codes:

Service Status	Meaning	Error Codes
Failure	Image contains more pixel than printer can print in Image Box	C603
	Insufficient memory in printer to store the image	C605
Warning	Requested MinDensity or MaxDensity outside of Printer's operating range	B605
Success		0000

11.1.2.1.3.4 Basic Color Image Box SOP Class

The Basic Color Image Box information object definition is the presentation of an image and image related data in the image area of a film. The Basic Image Box information describes the presentation parameters and image pixel data, which apply to a single image of a sheet of film.

The Color Image Box SOP Class uses only the N-SET-RQ with the following attributes:

Attribute Name	Tag	Usage SCU	Supported Values
Image Position	(2020,0010)	M	1
BASIC Color Image Sequence	(2020,0111)	M	
> Samples per Pixel	(0028,0002)	M	3
> Photometric Interpretation	(0028,0004)	M	RGB
> Planar Configuration	(0028,0006)	M	0
> Rows	(0028,0010)	M	
> Columns	(0028,0011)	M	
> Pixel Aspect Ratio	(0028,0034)	M	
> Bits Allocated	(0028,0100)	M	8

> Bits Stored	(0028,0101)	M	8
> High Bit	(0028,0102)	M	7
> Pixel Representation	(0028,0103)	M	0
> Pixel Data	(7FE0,0010)	M	

The Color Image Box SOP class interprets the following status codes:

Service Status	Meaning	Error Codes
Failure	Image contains more pixel than printer can print in Image Box	C603
	Insufficient memory in printer to store the image	C605
Warning	Image size larger than image box size	B604
Success		0000

11.1.2.1.3.5 Presentation LUT SOP Class

The objective of the Presentation LUT is to realize image hardcopy printing tailored for specific modalities, applications and user preferences.

The output of the Presentation LUT is Presentation Values (P-Values). P-Values are approximately related to human perceptual response. They are intended to facilitate common input for hardcopy. P-Values are intended to be independent of the specific class or characteristics of the hardcopy device.

The Presentation LUT SOP Class uses only the N-CREATE-RQ with the following attributes:

Attribute Name	Tag	Usage SCU	Supported Values
Presentation LUT Shape	(2050,0020)	U	IDENTITY

The affected SOP Instance UID received with N-CREATE-RSP message will be kept internally and is used for later requests on the Basic Film Box (N-CREATE-RQ) and on the Presentation LUT (N-DELETE-RQ) - see below:

Attribute Name	Tag	Source of Information
Requested SOP Instance UID	(0000,1000) → (0000,1001)	Affected SOP Instance UID of N-CREATE-RSP on Presentation LUT

The Presentation LUT SOP class interprets the following status codes:

Service Status	Meaning	Error Codes
Warning	Requested MinDensity or MaxDensity outside of HCD's operating range. HCD will use its respective minimum or maximum density value instead.	B605
Success	Presentation LUT successfully created	0000

11.1.2.1.3.6 Printer SOP Class

The Printer SOP Class is the possibility to monitor the status of the hardcopy printer in a synchronous and an asynchronous way.

The SCU uses the mandatory N-EVENT Report DIMSE service to monitor the changes of the printer status in an asynchronous way.

It can directly ask the Printer (SCP) for its status or receive Events from the Printer asynchronously:

- N-GET as SCU

N-EVENT-REPORT as SCU In both cases the following information is supported:

Used Printer N-EVENT Report attributes

Event-type Name	Event	Attributes	Tag	Usage SCU
Normal	1			
Warning	2	Printer Status Info	(2110,0020)	U
Failure	3	Printer Status Info	(2110,0020)	U

Mandatory Printer N-GET-RSP, N-EVENT-REPORT-RQ attributes

Attribute Name	Tag	Usage SCP	Supported Values
Printer Status	(2110,0010)	M	NORMAL, FAILURE, WARNING
Printer Status Info	(2110,0020)	M	See tables in Annex for details.

Note: For a detailed description on how WH AWS reacts on different printer status messages, please refer to the Annex section "DICOM Print SCU – detailed status displays".

11.1.2.1.3.7 Print Job SOP Class

The Print Job SOP Class is the possibility to monitor the execution of the print process.

The WH AWS DICOM Print Management application supports the optional N-EVENT-REPORT DIMSE Service to receive the changes of the Print Job Status in an asynchronous way.

It can receive events from the Print SCP asynchronously

Note: WH AWS does not support receiving N-EVENT-REPORT from camera during print sessions, normally this is configurable in the camera.

The following information is supported in a N-EVENT-REPORT:

Used Print Job N-EVENT-REPORT attributes

Event-type Name	Event	Attributes	Tag	Usage SCU
Normal	1	Execution Status Info	(2100,0030)	U
		Print Job ID	(2100,0010)	-- (Print Queue Management SOP Class not supported)
		Film Session Label	(2000,0050)	U
		Printer Name	(2110,0030)	U
Printing	2	Execution Status Info	(2100,0030)	U
		Print Job ID	(2100,0010)	-- (Print Queue Management SOP Class not supported)
		Film Session Label	(2000,0050)	U
		Printer Name	(2110,0030)	U
Done	3	Execution Status Info	(2100,0030)	U
		Print Job ID	(2100,0010)	-- (Print Queue Management SOP Class not supported)
		Film Session Label	(2000,0050)	U
		Printer Name	(2110,0030)	U
Failure	4	Execution Status Info	(2100,0030)	U

Event-type Name	Event	Attributes	Tag	Usage SCU
		Print Job ID	(2100,0010)	-- (Print Queue Management SOP Class not supported)
		Film Session Label	(2000,0050)	U
		Printer Name	(2110,0030)	U

Note: For a detailed description on how WH AWS reacts on different printer status messages, please refer to the Annex section "DICOM Print SCU – detailed status displays".

11.1.3 Association Acceptance Policy

Not applicable

12 Implementation Model Worklist

The Basic Worklist Management Service class defines an application-level class of service, which facilitates the transfer of worklists from the information system to the imaging modality. The worklist is queried by the AE and supplies the SCU with the scheduled tasks, which have to be performed on the modality. The WH AWS DICOM worklist application supports the worklist service as SCU.

12.1 Application Data Flow Diagram

The WH AWS DICOM network implementation acts as SCU for the Basic Worklist Service using the Modality Worklist SOP Class. The product target Operating System is Windows XP®.

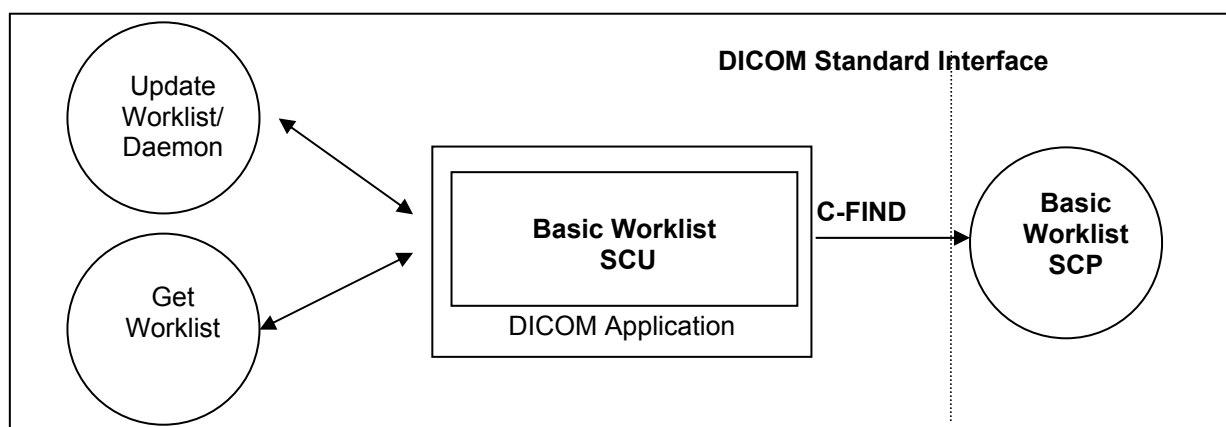


Figure 7: WH AWS Application Flow Diagram – Basic Worklist SCU

12.2 Functional Definitions of Application Entities

The worklist SCU ("broad query") is invoked from the patient browser user interface or by timer to request the worklist from a remote Information System (Modality Worklist Class SCP). This is done to perform a match to the internal worklist query keys specified in the C-Find DIMSE service issued for the Modality Worklist Model.

The worklist SCP responds to the C-FIND query and scheduled imaging service requests (scheduled procedure steps) and patient demographic information will be downloaded from the information system to the WH AWS modality. All information retrieved will be hold in the scheduling database for usage during Patient registration procedure.

Furthermore the patient based Query dialog from the patient browser allows entering specific matching criteria ("narrow query") for the issue worklist query. With the response data the Patient Registration dialog can be populated according availability within the worklist response identifier.

12.3 Sequencing of Real-World Activities

The “narrow” (interactive) Worklist Query requires that sufficient matching keys or a unique matching key are/is entered before the query is issued. Only then a single response can be expected to complete the registration dialog.

13 Application Entity Specification Worklist

13.1 Modality Worklist Service AE Specification

The Modality worklist SCU (patient registration in conjunction with the network application) requests that the remote SCP performs a match of all keys specified in the query against the information in its worklist database.

The WH AWS DICOM network implementation acts as SCU for the Basic Worklist Service using the Modality Worklist SOP Class:

SOP Class Name	SOP Class UID
Modality Worklist Information Model – FIND	1.2.840.10008.5.1.4.31

13.1.1 Association Establishment Policies

13.1.1.1 General

It is possible to configure a cyclic update of the modality scheduler database through a background worklist request with date/time and modality information.

In addition the user can request worklist update with “Update Worklist”. No duplicate entries will be added in the Scheduler DB. Entries are uniquely identified by the Study Instance UID (0020,000D) for the Requested Procedure and the SPS ID (0040,009) in the SPS Sequence (0040,0100).

An interactive worklist query can be issued with search criteria entered in the patient based Query dialog from the patient browser.

The default PDU size used will be 28 KB.

13.1.1.2 Number of Associations

The WH AWS DICOM application initiates one association at a time to query worklist entry data.

13.1.1.3 Asynchronous Nature

The WH AWS DICOM software does not support asynchronous communication (multiple outstanding transactions over a single association).

13.1.1.4 Implementation Identifying Information

Implementation Class UID	1.3.12.2.1107.5.12
Implementation Version Name	“SIEMENS_AWS<VERSION>”

13.1.2 Association Initiation Policy

The network application will cyclically query the worklist and by request of patient registration interface. Ever then it establishes an association by using the DICOM association services. During association establishment the negotiation of SOP classes to exchange the capabilities of the SCU and SCP is not supported.

The following DIMSE-C operation is supported as SCU:

- C-FIND

13.1.2.1 Real-World Activity

13.1.2.1.1 Associated Real-World Activity - Query (Update) Worklist

A network application will perform worklist queries with the C-FIND request at regular intervals. In addition it can be triggered by immediate request. The received worklist items will be compared with the contents of the local scheduler database. New items will be inserted into scheduler database. Multiple worklist provider can be configured.

After each broad-query, all RP/SPS that were canceled or rescheduled to another modality at the RIS will be automatically removed from the Scheduler DB if :

1. the Examination of this procedure has not been started or finished yet, and
2. the corresponding configuration item "Automatic removal of canceled/rescheduled Request" was checked in the Service UI under DICOM/HIS-RIS Node.

No automatic clean-up of the scheduler DB is performed after a Patient based Query since the worklist received does not give the complete list of all currently scheduled procedures for the modality.

13.1.2.1.2 Proposed Presentation Contexts

The WH AWS DICOM application will propose Presentation Contexts as shown in the following table:

Presentation Context Table					
Abstract Syntax		Transfer Syntax		Role	Ext. Neg.
Name	UID	Name List	UID List		
Modality Worklist Information Model- FIND	1.2.840.10008.5.1.4.31	Implicit VR Little Endian Explicit VR Little Endian Explicit VR Big Endian	1.2.840.10008.1.2 1.2.840.10008.1.2.1 1.2.840.10008.1.2.2	SCU	None

13.1.2.1.3 SOP Specific Conformance Statement

- Search Key Attributes of the Worklist C-FIND

The WH AWS DICOM worklist SCU supports "broad worklist queries" with all required search keys. The following tables describe the "broad query" search keys that the SCU supports.

Attribute Name	Tag	Matching Key Type	Query Value
Scheduled Procedure Step			
Scheduled Procedure Step Sequence	(0040,0100)	R	
>Scheduled Station AE Title	(0040,0001)	R	<own AET> or "*" ^a
>Scheduled Procedure Step Start Date	(0040,0002)	R	<act. Date>-<act. Date> or range from UI ^b
>Scheduled Procedure Step Start Time	(0040,0003)	R	<zero length> or range from UI ^b
>Modality	(0008,0060)	R	"*" or <own Modality> ^a

- Return Key Attributes of the Worklist C-FIND

The WH AWS DICOM worklist SCU supports worklist queries with return key attributes of all types. The following tables describe the return keys that the SCU supports.

An "x" in the **UI** column will indicate the attribute is visualized when browsing the Worklist results with Patient Browser and/or during Patient Registration. The Patient Browser display is additionally influenced by the related Browser configuration.

A tag in the **IOD** column will indicate that the related attribute is included into the SOP Instances of the IOD's created during processing of this worklist request.

A tag in the **MPPS** column will indicate that the related attribute is included into the SOP Instances of the MPPS objects created during processing of this worklist request. (See also the tables "Attributes used for the Performed Procedure Step N-CREATE" and "Attributes used for the Performed Procedure Step N-SET")

Attribute Name	Tag	Return Key Type	UI	IOD	MPPS
SOP Common					
Specific Character Set	(0008,0005)	1C	-	(0008,0005)	(0008,0005) ^h
Scheduled Procedure Step					
Scheduled Procedure Step Sequence	(0040,0100)	1			
>Modality	(0008,0060)	1	x	(0008,0060)	(0008,0060)
>Requested Contrast Agent	(0032,1070)	2C	x	(0032,1070)	
>Scheduled Station AE Title	(0040,0001)	1	x		(0040,0241) ^c
>Scheduled Procedure Step Start Date	(0040,0002)	1	x		
>Scheduled Procedure Step Start Time	(0040,0003)	1	x		
>Scheduled Procedure Step End Date	(0040,0004)	3	-		
>Scheduled Procedure Step End Time	(0040,0005)	3	-		
>Scheduled Performing Physician's Name	(0040,0006)	1	x	(0008,1050) ^d	(0008,1050) ^d
>Scheduled Procedure Step Description	(0040,0007)	1C	x	(0040,0007) (0040,0254) ^e	(0040,0007) (0040,0254) ^e
>Scheduled Protocol Code Sequence ^f	(0040,0008)	1C	-	(0040,0008) (0040,0260) ^g	(0040,0008) (0040,0260) ^g

^a This depends on user configuration (Options->Configuration->Patient Registration) if the "own AET" is provided or not. Use the "HIS/RIS" tabcard for configuration.

^b It depends on user configuration (Options->Configuration->Patient Registration) if the actual Date with a full time range or an interactive input dialog for date/time specification is used.

^c "Scheduled Station AE Title" is taken as default for "Performed Station AE Title"

^d "Scheduled Performing Physician's Name" is taken as default for "Performing Physician's Name"

^e "Scheduled Procedure Step Description" is taken as default for "Performed Procedure Step Description"

^f Uses universal sequence match

^g "Scheduled Protocol Code Sequence" is taken as default for "Performed Protocol Code Sequence"

^h configurable, whether this attribute is sent or not

Attribute Name	Tag	Return Key Type	UI	IOD	MPPS
>>Code Value	(0008,0100)	1C	x		
>>Coding Scheme Designator	(0008,0102)	1C	x		
>>Coding Scheme Version	(0008,0103)	3	x		
>>Code Meaning	(0008,0104)	3	x		
>Scheduled Procedure Step ID	(0040,0009)	1	x	(0040,0009) (0040,0253) ^a	(0040,0009) (0040,0253) ^a
>Scheduled Station Name	(0040,0010)	2	x		
>Scheduled Procedure Step Location	(0040,0011)	2	x		(0040,0242) ^b
>Pre-Medication	(0040,0012)	2C	x		
>Scheduled Procedure Step Status	(0040,0020)	3	x		
>Comments on the Scheduled Procedure Step	(0040,0400)	3	-		
Requested Procedure					
Referenced Study Sequence ^{cd}	(0008,1110)	2	-	(0008,1110)	(0008,1110)
>Referenced SOP Class UID	(0008,1150)	1C	-		
>Referenced SOP Instance UID	(0008,1155)	1C	-		
Study Instance UID	(0020,000D)	1	-	(0020,000D)	(0020,000D)
Requested Procedure Description	(0032,1060)	1C	x	(0032,1060)	(0032,1060)
Requested Procedure Code Sequence ^d	(0032,1064)	1C	-	(0008,1032) ^e (0032,1064)	(0008,1032) ^d
>Code Value	(0008,0100)	1C	x		
>Coding Scheme Designator	(0008,0102)	1C	x		
>Coding Scheme Version	(0008,0103)	3	x		
>Code Meaning	(0008,0104)	3	x		
Requested Procedure ID	(0040,1001)	1	x	(0040,1001) (0020,0010) ^f	(0040,1001) (0020,0010) ^e
Reason for the Requested Procedure	(0040,1002)	3	-		
Requested Procedure Priority	(0040,1003)	2	x		
Patient Transport Arrangements	(0040,1004)	2	-		
Requested Procedure Location	(0040,1005)	3	-		
Confidentiality Code	(0040,1008)	3	-		
Reporting Priority	(0040,1009)	3	-		
Reason for the Requested Procedure Code Sequence ^g	(0040,100A)	3	-		
Names of intended Recipients of Results	(0040,1010)	3	-	(0008,1048)	
Requested Procedure Comments	(0040,1400)	3	x		
Imaging Service Request					
Accession Number	(0008,0050)	2	x	(0008,0050)	(0008,0050)
Referring Physician's Name	(0008,0090)	2	x	(0008,0090)	
Requesting Physician	(0032,1032)	2	x	(0032,1032)	(0032,1032)
Requesting Service	(0032,1033)	3	x	(0032,1033)	
Reason for the Imaging Service Request	(0040,2001)	3	-		
Issuing Date of Imaging Service Request	(0040,2004)	3	-		
Issuing Time of Imaging Service Request	(0040,2005)	3	-		
Placer Order Number / Imaging Service Request ^h	(0040,2016)	3	-		(0040,2016)

^a "Scheduled Procedure Step ID" is taken as default for "Performed Procedure Step ID"

^b "Scheduled Procedure Step Location" is taken as default for "Performed Location"

^c Taken from worklist only

^d Uses universal sequence match

^e "Requested Procedure Code Sequence" is taken as default for "Procedure Code Sequence"

^f "Requested Procedure ID" is taken as default for "Study ID"

^g Needs to be configured by local service, if RIS supports the tag

^h Old tag (0040,2006) is retired and not used.

Attribute Name	Tag	Return Key Type	UI	IOD	MPPS
Filler Order Number / Imaging Service Request ^a	(0040,2017)	3	-		(0040,2017)
Order entered by ...	(0040,2008)	3	-		
Order Enterer's location	(0040,2009)	3	-		
Order Callback Phone Number	(0040,2010)	3	-		
Imaging Service Request Comments	(0040,2400)	3	x		
Visit Identification					
Institution Name	(0008,0080)	3	x	(0008,0080)	
Institution Address	(0008,0081)	3	-	(0008,0081)	
Institution Code Sequence ^c	(0008,0082)	3	-		
>Code Value	(0008,0100)	1C	-		
>Coding Scheme Designator	(0008,0102)	1C	-		
>Coding Scheme Version	(0008,0103)	3	-		
>Code Meaning	(0008,0104)	3	-		
Admission ID	(0038,0010)	2	x		
Issuer of Admission ID	(0038,0011)	3	-		
Visit Status					
Visit Status ID	(0038,0008)	3	-		
Current Patient Location	(0038,0300)	2	x		
Patient's Institution Residence	(0038,0400)	3	-		
Visit Comments	(0038,4000)	3	-		
Visit Relationship					
Referenced Study Sequence ^c	(0008,1110)	3	-		
>Referenced SOP Class UID	(0008,1150)	1C	-		
>Referenced SOP Instance UID	(0008,1155)	1C	-		
Referenced Patient Sequence ^c	(0008,1120)	2	-		(0008,1120)
>Referenced SOP Class UID	(0008,1150)	1C	-		
>Referenced SOP Instance UID	(0008,1155)	1C	-		
Visit Admission					
Referring Physician's Name	(0008,0090)	2	x	(0008,0090)	
Admitting Diagnosis Description	(0008,1080)	3	x	(0008,1080)	
>Code Value	(0008,0100)	1C	-		
>Coding Scheme Designator	(0008,0102)	1C	-		
>Coding Scheme Version	(0008,0103)	3	-		
>Code Meaning	(0008,0104)	3	-		
Patient Identification					
Patient's Name	(0010,0010)	1	x	(0010,0010)	(0010,0010)
Patient ID	(0010,0020)	1	x	(0010,0020)	(0010,0020)
Issuer of Patient ID	(0010,0021)	3	-	(0010,0021)	
Other Patient Ids	(0010,1000)	3	x	(0010,1000)	
Other Patient Names	(0010,1001)	3	x	(0010,1001)	
Patient's Birth Name	(0010,1005)	3	-	(0010,1005)	
Patient's Mother's Birth Name	(0010,1060)	3	-	(0010,1060)	
Medical Record Locator	(0010,1090)	3	-	(0010,1090)	
Patient Demographic					
Patient's Birth Date	(0010,0030)	2	x	(0010,0030)	(0010,0030)
Patient's Sex	(0010,0040)	2	x	(0010,0040)	(0010,0040)
Patient's Insurance Plan Code Sequence ^c	(0010,0050)	3	-	(0010,0050)	
>Code Value	(0008,0100)	1C	-		
>Coding Scheme Designator	(0008,0102)	1C	-		
>Coding Scheme Version	(0008,0103)	3	-		

^a Old tag (0040,2007) is retired and not used.

Attribute Name	Tag	Return Key Type	UI	IOD	MPPS
>Code Meaning	(0008,0104)	3	-		
Patient's Age	(0010,1010)	3	x	(0010,1010)	
Patient's Size	(0010,1020)	3	x	(0010,1020)	
Patient's Weight	(0010,1030)	2	x	(0010,1030)	
Patient's Address	(0010,1040)	3	x	(0010,1040)	
Military Rank	(0010,1080)	3	x	(0010,1080)	
Branch of Service	(0010,1081)	3	-	(0010,1081)	
Country of Residence	(0010,2150)	3	-	(0010,2150)	
Region of Residence	(0010,2152)	3	-	(0010,2152)	
Patient's Telephone Numbers	(0010,2154)	3	-	(0010,2154)	
Ethnic Group	(0010,2160)	3	x	(0010,2160)	
Patient's Religious Preference	(0010,21F0)	3	-	(0010,21F0)	
Patient Comments	(0010,4000)	3	x	(0010,4000)	
Patient Data Confidentiality Constraint Description	(0040,3001)	2	x	(0040,3001)	
Patient Medical					
Medical Alerts	(0010,2000)	2	x	(0010,2000)	
Contrast Allergies	(0010,2110)	2	x	(0010,2110)	
Pregnancy Status	(0010,21C0)	2	x	(0010,21C0)	
Smoking Status	(0010,21A0)	3	x	(0010,21A0)	
Last Menstrual Date	(0010,21D0)	3	x	(0010,21D0)	
Additional Patient History	(0010,21B0)	3	x	(0010,21B0)	
Special Needs	(0038,0050)	2	x	(0038,0050)	
Patient State	(0038,0500)	2	x	(0038,0500)	
Patient Relationship					
Referenced Study Sequence ^a	(0008,1110)	3	-		
>Referenced SOP Class UID	(0008,1150)	1C	-		
>Referenced SOP Instance UID	(0008,1155)	1C	-		
Referenced Visit Sequence ^{c f}	(0008,1125)	3	-		
>Referenced SOP Class UID	(0008,1150)	1C	-		
>Referenced SOP Instance UID	(0008,1155)	1C	-		
Referenced Patient Alias Sequence ^c	(0038,0004)	3	-		
>Referenced SOP Class UID	(0008,1150)	1C	-		
>Referenced SOP Instance UID	(0008,1155)	1C	-		

13.1.2.1.4 Associated Real-World Activity – Get Worklist

With "Get Worklist" in the patient based Worklist Query dialog, the entered attributes are used to form a worklist request identifier. With the response data the Patient Registration dialog can be updated prior to perform the examination. The response data are additionally placed in the scheduler database.

13.1.2.1.5 Proposed Presentation Contexts – Get Worklist

This RWA will propose the same Presentation Contexts as with "Update Worklist". Please see table in section 13.1.2.1.2.

13.1.2.1.6 SOP Specific Conformance – Get Worklist

- Search Key Attributes of the Worklist C-FIND

^a Uses universal sequence match

The WH AWS DICOM worklist SCU supports “narrow worklist queries” with all required search keys. The following tables describe the “narrow query” search keys that the SCU supports.

Attribute Name	Tag	Matching Key Type	Query Value
Scheduled Procedure Step			
Scheduled Procedure Step Sequence	(0040,0100)	R	
>Scheduled Performing Physician's Name	(0040,0006)	R	input from UI or <zero length>
Requested Procedure			
Requested Procedure ID	(0040,1001)	O	input from UI or <zero length>
Imaging Service Request			
Accession Number	(0008,0050)	O	input from UI or <zero length>
Referring Physician's Name	(0008,0090)	O	input from UI or <zero length>
Visit Status			
Current Patient Location	(0038,0300)	O	input from UI or <zero length>
Patient Identification			
Patient's Name	(0010,0010)	R	input from UI or <zero length>
Patient ID	(0010,0020)	R	input from UI or <zero length>

- Return Key Attributes of the Worklist C-FIND

Please see list for “Update Worklist” RWA.

- Status Codes of the Worklist C-FIND

The worklist SCU interprets following status codes:

Service Status	Meaning	Error Codes	Related Fields
Refused	Out of Resources	A700	(0000,0902)
Failed	Identifier does not match SOP Class	A900	(0000,0901) (0000,0902)
	Unable to process	Cxxx	(0000,0901) (0000,0902)
Cancel	Matching terminated due to Cancel request	FE00	None
Success	Matching is complete - No final Identifier is supplied	0000	None
Pending	Matches are continuing - Current Match is supplied and any Optional Keys were supported in the same manner as Required Keys	FF00	Identifier
	Matches are continuing - Warning that one or more Optional Keys were not supported for existence and/or matching for this identifier	FF01	Identifier

14 Implementation Model MPPS

The Modality Performed Procedure Step Service class defines an application-level class of service which facilitates the transfer of procedure, billing and radiation dose information from the imaging modality to the information system. The Performed Procedure Step is created and set by the AE and supplies the SCP with the information about a real-world procedure which is performed on the modality. The WH AWS DICOM Modality Performed Procedure Step application supports the MPPS service as SCU.

14.1 Application Data Flow Diagram

The WH AWS DICOM network implementation acts as SCU for the Modality Performed Procedure Step SOP Class. The product target Operating System is Windows XP®.

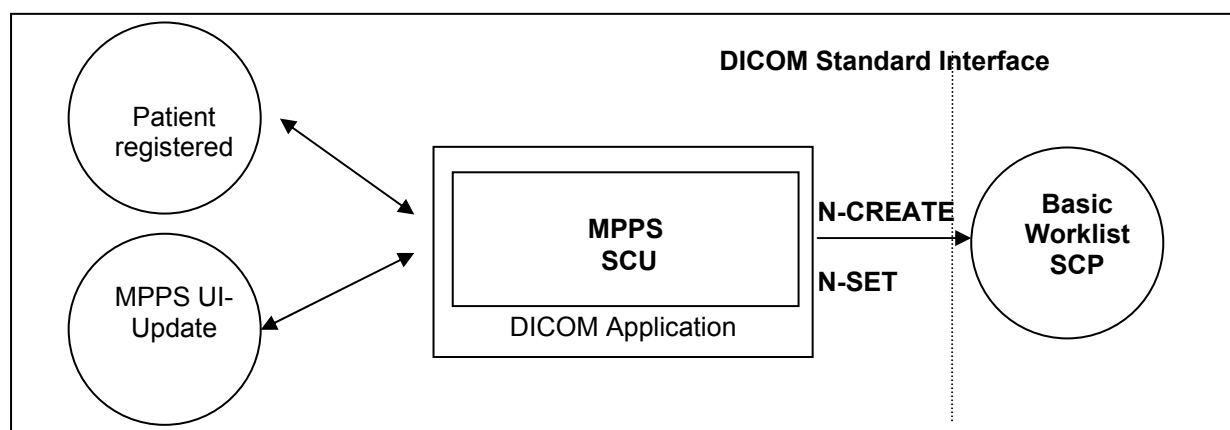


Figure 8: WH AWS Application Flow Diagram – MPPS SCU

14.2 Functional Definitions of Application Entities

With registering a Patient (i.e. a Scheduled Procedure Step from Worklist), the WH AWS DICOM application will create a MPPS Instance and communicate it to the MPPS SCP.

Furthermore a manual update can be performed with the WH AWS MPPS user interface. Only there it is possible to set the state of the MPPS to “Completed” or “Discontinued”. If done so, the DICOM application will no longer allow updates on the related MPPS Instance.

The WH AWS will not only allow a “1:1-relationship” of Scheduled Procedure Steps and Performed Procedure Steps, but also supports the “simple group-case” (grouping several SPS of the same Requested Procedure) and “append case” from the respective IHE scenarios.

The WH AWS will support creation of “unscheduled cases” by allowing MPPS Instances to be communicated for locally registered Patients.

15 AE Specification MPPS

15.1 Modality Performed Procedure Step AE Specification

The Modality Performed Procedure Step SCU (Patient Registration and MPPS UI) provide information about a performed real-world Procedure to a remote SCP (Information System).

SIEMENS WH AWS DICOM products provide Standard Conformance to the following DICOM V3.0 SOP Class as an SCU:

SOP Class Name	SOP Class UID
Modality Performed Procedure Step	1.2.840.10008.3.1.2.3.3

15.1.1.1 General

The creation of MPPS Instance is done automatically by WH AWS whenever a patient is registered for image acquisition through the Patient Registration dialog.

Further updates on the MPPS data can be done interactively from the related MPPS user interface. The MPPS “Complete” or “Discontinued” states can only be set from user interface.

The default PDU size used will be 28 KB.

15.1.1.2 Number of Associations

The WH AWS DICOM application initiates one association at a time to create or set MPPS instances.

15.1.1.3 Asynchronous Nature

The WH AWS DICOM software does not support asynchronous communication (multiple outstanding transactions over a single association).

15.1.1.4 Implementation Identifying Information

Implementation Class UID	1.3.12.2.1107.5.12
Implementation Version Name	“SIEMENS_AWS<VERSION>”

15.1.2 Association Initiation Policy

The WH AWS DICOM Application Entity acts as a Service Class User (SCU) for the

- Modality Performed Procedure Step Service Class (to notify a RIS about status of a procedure while it is performed).

To do so, the WH AWS will issue a

- N-CREATE DIMSE according to the CREATE Modality Performed Procedure Step SOP Instance operation or a
- N-SET DIMSE to update the contents and state of the MPPS according to the SET Modality Performed Procedure Step Information operation.

15.1.2.1 Real World Activity

15.1.2.1.1 Associated Real-World Activity - Patient registered

A patient is registered by the Patient Registration “Exam” action. From this event the trigger to create a MPPS Instance is derived. The related Instance is then immediately communicated to the configured RIS system. An association is established and the MPPS Instance is sent.

15.1.2.1.2 Proposed Presentation Contexts - Patient registered

The WH AWS DICOM application will propose Presentation Contexts as shown in the following table:

Presentation Context Table					
Abstract Syntax		Transfer Syntax		Role	Ext. Neg.
Name	UID	Name List	UID List		
Modality Performed Procedure Step	1.2.840.10008.3.1.2.3.3	Implicit VR Little Endian Explicit VR Little Endian Explicit VR Big Endian	1.2.840.10008.1.2 1.2.840.10008.1.2.1 1.2.840.10008.1.2.2	SCU	None

15.1.2.1.3 SOP Specific Conformance Statement- Patient registered

15.1.2.1.3.1.1.1 Attributes used for the Performed Procedure Step N-CREATE

The Siemens WH AWS DICOM Modality Performed Procedure Step SCU informs the remote SCP when the examination of a scheduled procedure step will be performed (i.e. the patient is registered). The N-CREATE message is sent when the examination is started with successful registration of the patient data. The following table describes the supported attributes of a N-CREATE message.

Attribute Name	Tag	Type	Value
SOP Common			
Specific Character Set	(0008,0005)	1C	from MWL or created
Performed Procedure Step Relationship			
Scheduled Step Attribute Sequence	(0040,0270)	1	
>Study Instance UID	(0020,000D)	1	from MWL or created
>Referenced Study Sequence	(0008,1110)	2	from MWL or <zero length>
>>Referenced SOP Class UID	(0008,1150)	1C	
>>Referenced SOP Instance UID	(0008,1155)	1C	
>Accession Number	(0008,0050)	2	from MWL or user input
>Placer Order Number/Imaging Service Request	(0040,2016)	3	from MWL or <zero length>
>Filler Order Number/Imaging Service Request	(0040,2017)	3	from MWL or <zero length>
>Requested Procedure ID	(0040,1001)	2	from MWL or user input
>Requested Procedure Description	(0032,1060)	2	from MWL or <zero length>
>Scheduled Procedure Step ID	(0040,0009)	2	from MWL or <zero length>
>Scheduled Procedure Step Description	(0040,0007)	2	from MWL or <zero length>

>Scheduled Action Item Sequence	(0040,0008)	2	from MWL or <zero length>
>>Code Value	(0008,0100)	1C	
>>Coding Scheme Designator	(0008,0102)	1C	
>>Coding Scheme Version	(0008,0103)	3	
>>Code Meaning	(0008,0104)	3	
Patient's Name	(0010,0010)	2	from MWL or user input
Patient ID	(0010,0020)	2	from MWL or user input
Patient's Birth Date	(0010,0030)	2	from MWL or user input
Patient's Sex	(0010,0040)	2	from MWL or user input
Referenced Patient Sequence	(0008,1120)	2	from MWL or <zero length>
>Referenced SOP Class UID	(0008,1150)	1C	
>Referenced SOP Instance UID	(0008,1155)	1C	
Performed Procedure Step Information			
Performed Procedure Step ID	(0040,0253)	1	SPS ID from MWL or created
Performed Station AE Title	(0040,0241)	1	own AE Title
Performed Station Name	(0040,0242)	2	own hostname or station name configured by service
Performed Location	(0040,0243)	2	from SPS location or <zero length>
Performed Procedure Step Start Date	(0040,0244)	1	Created
Performed Procedure Step Start Time	(0040,0245)	1	Created
Performed Procedure Step Status	(0040,0252)	1	"IN PROGRESS"
Performed Procedure Step Description	(0040,0254)	2	from SPS Description or <zero length>
Performed Procedure Type Description	(0040,0255)	2	<zero length>
Procedure Code Sequence	(0008,1032)	2	from Requested Procedure Code or configured code or <zero length>
>Code Value	(0008,0100)	1C	
>Coding Scheme Designator	(0008,0102)	1C	
>Coding Scheme Version	(0008,0103)	3	
>Code Meaning	(0008,0104)	3	
Performed Procedure Step End Date	(0040,0250)	2	<zero length>
Performed Procedure Step End Time	(0040,0251)	2	<zero length>
Image Acquisition Results			
Modality	(0008,0060)	1	MG
Study ID	(0020,0010)	2	Requested Procedure ID from MWL or created
Performed Protocol Code Sequence	(0040,0260)	2	Scheduled Action Item Sequence from MWL or <zero length>
>Code Value	(0008,0100)	1C	
>Coding Scheme Designator	(0008,0102)	1C	
>Coding Scheme Version	(0008,0103)	3	
>Code Meaning	(0008,0104)	3	
Performed Series Sequence	(0040,0340)	2	
>Performing Physician's Name	(0008,1050)	2C	from MWL or user input
>Operator's Name	(0008,1070)	2C	User input
>Series Instance UID	(0020,000E)	1C	Created
>Series Description	(0008,103E)	2C	<zero length>
>Retrieve AE Title	(0008,0054)	2C	<zero length>
>Protocol Name	(0018,1030)	N/a	Normal MG Image: MAMMOGRAM Stereo Image: STEREO TOMO scan: TOMO_PROJ TOMO slices: TOMO
>Referenced Image Sequence	(0008,1140)	2C	<zero length>
>Referenced Standalone SOP Instance Sequence	(0040,0220)	2C	<zero length>

15.1.2.1.3.1.1.2 Status Codes of the Performed Procedure Step N-CREATE

The Performed Procedure Step SCU interprets following status codes:

Service Status	Meaning	Error Codes (0000.0900)
Failure	Processing Failure	0110
	No such attribute	0105
	Invalid attribute value	0106
	Duplicate SOP Instance	0111
	No such SOP Instance	0112
	No such SOP Class	0118
	Class Instance conflict	0119
	Missing attribute	0120
	Missing attribute value	0121
	Resource limitation	0213
Success	MPPS Instance created	0000

15.1.2.1.4 Associated Real-World Activity – MPPS UI-Update

With the MPPS UI the status of the MPPS Instance can be set to “COMPLETED” or “DISCONTINUED”. There is no cyclic update during performance of the procedure.

15.1.2.1.5 Proposed Presentation Contexts – MPPS UI-Update

This RWA will propose the same Presentation Contexts as with “Patient registered”. Please see table in section 15.1.2.1.2.

15.1.2.1.6 SOP Specific Conformance Statement – MPPS UI-Update

15.1.2.1.6.1.1.1 Attributes used for the Performed Procedure Step N-SET

The Siemens WH AWS DICOM Modality Performed Procedure Step SCU informs the remote SCP about the performed examination and its status. The N-SET message is sent only per ended examination (finished status “COMPLETED” or incomplete status “DISCONTINUED”). The following table describes the supported attributes of an N-SET message.

Attribute Name	Tag	Type	Value
Performed Procedure Step Information			
Performed Procedure Step Status	(0040,0252)	3	“COMPLETED” or “DISCONTINUED”
Performed Procedure Step Description	(0040,0254)	3	SPS Description from MWL or <zero length>
Performed Procedure Type Description	(0040,0255)	3	User input
Procedure Code Sequence	(0008,1032)	3	Requested Procedure Code from MWL or configured code or empty
>Code Value	(0008,0100)	1C	
>Coding Scheme Designator	(0008,0102)	1C	
>Coding Scheme Version	(0008,0103)	3	
>Code Meaning	(0008,0104)	3	
Performed Procedure Step End Date	(0040,0250)	1	Created
Performed Procedure Step End Time	(0040,0251)	1	Created
Reason For Performed Procedure Code Sequence	(0040,1012)	3	created
Image Acquisition Results			
Performed Protocol Code Sequence	(0040,0260)	3	Scheduled Action Item Sequence from MWL or <zero length>

>Code Value	(0008,0100)	1C	
>Coding Scheme Designator	(0008,0102)	1C	
>Coding Scheme Version	(0008,0103)	3	
>Code Meaning	(0008,0104)	3	
Performed Series Sequence	(0040,0340)	1	
>Performing Physician's Name	(0008,1050)	2C	from MWL or user input
>Protocol Name	(0018,1030)	1C	from related SOP Instance
>Operator's Name	(0008,1070)	2C	user input
>Series Instance UID	(0020,000E)	1C	from related SOP Instance
>Series Description	(0008,103E)	2C	from related SOP Instance
>Retrieve AE Title	(0008,0054)	2C	from Storage Commitment response or <zero length>
>Referenced Image Sequence	(0008,1140)	2C	Created
>>Referenced SOP Class UID	(0008,1150)	1C	
>>Referenced SOP Instance UID	(0008,1155)	1C	
>Referenced Standalone SOP Instance Sequence	(0040,0220)	2C	<zero length>
Total number of exposures	(0040,0301)	3	created
Entrance Dose (dGy)	(0040,0302)	3	Added values from different exposures during procedure step
Comments on Radiation Dose	(0040,0310)	3	Accumulated glandular dose for left and right breast. Format: R: <DL> mGy, L: <DR> mGy, B: <DB> mGy <DL>: Accumulated Glandular dose of all Exposures with laterality L. <DR>: Accumulated Glandular dose of all Exposures with laterality R. <DB>: Accumulated Glandular dose of all Exposures with laterality B.
Entrance Dose (mGy)	(0040,8302)	3	Added values from different exposures during procedure step
Exposure Dose Sequence	(0040,030E)	3	created
>Radiation Mode	(0018,115A)	3	CONTINUOUS
>kVp	(0018,0060)	3	from related SOP Instance
>X-Ray tube current in μ A	(0018,1151)	3	from related SOP Instance
>Exposure Time	(0018,1150)	3	from related SOP Instance
>Filter Type	(0018,1160)	3	STRIP
>Filter Material	(0018,7050)	3	from related SOP Instance
>Organ Dose	(0040,0316)	3	From related SOP Instance
> Comments on Radiation Dose	(0040,0310)	3	Projection view name and glandular dose applied during this exposure Example: R-CC 1.249900 mGy In case of image correction after reenter the entry looks as follows: L-CC 1.249900 mGy (reentered and corrected image)
Billing Procedure Step Sequence	(0040,0320)	3	created
>Code Value	(0008,0100)	1C	User Input
>Coding Scheme Designator	(0008,0102)	1C	<zero length>
>Coding Scheme Version	(0008,0103)	3	<zero length>
>Code Meaning	(0008,0104)	3	User Input
Film Consumption Sequence	(0040,0321)	3	User Input
>Number of films	(2100,0170)	3	User Input

>Medium Type	(2000,0030)	3	User Input
>Film Size ID	(2010,0050)	3	User Input
Billing Supplies and Devices Sequence	(0040,0324)	3	User Input
>Quantity Sequence	(0040,0293)	3	created
>Measuring Unit Sequence	(0040,0295)	3	created
>>Code Value	(0008,0100)	1C	User Input
>>Coding Scheme Designator	(0008,0102)	1C	<zero length>
>>Coding Scheme Version	(0008,0103)	3	<zero length>
>>Code Meaning	(0008,0104)	3	User Input
>Billing Item Sequence	(0040,0296)	3	created
>Code Value	(0008,0100)	1C	User Input
>Coding Scheme Designator	(0008,0102)	1C	<zero length>
>Coding Scheme Version	(0008,0103)	3	<zero length>
>Code Meaning	(0008,0104)	3	User Input

15.1.2.1.6.1.1.2 Status Codes of the Performed Procedure Step N-SET

The Performed Procedure Step SCU interprets following status codes:

Service Status	Meaning	Error Codes (0000.0900)
Failure	Processing Failure: Performed Procedure Step Object may no longer be updated.	0110
	No such attribute	0105
	Invalid attribute value	0106
	No such SOP Instance	0112
	Invalid Object instance	0117
	No such SOP Class	0118
	Class Instance conflict	0119
	Missing attribute value	0121
	Resource limitation	0213
Success	MPPS Instance set	0000

16 Communication Profiles

16.1 Supported Communication Stacks

The Siemens WH AWS DICOM application provides DICOM V3.0 TCP/IP Network Communication Support as defined in Part 8 of the DICOM Standard.
The product target Operating System is Windows XP®.

16.1.1 TCP/IP Stack

The WH AWS DICOM application uses the TCP/IP stack from the target operating system upon which it executes. It uses the MergeCOM-3 subroutine library from Merge Technologies Inc. that is based on a Berkeley socket interface.

16.1.1.1 API

The WH AWS DICOM application uses the MergeCOM library that is based on a TCP/IP socket interface.

16.1.1.2 Physical Media Support

The WH AWS DICOM application is indifferent to the physical medium over which TCP/IP executes; it inherits this from the target operating system upon which it executes.

17 Extensions / Specializations / Privatizations

17.1.1 Standard Extended / Specialized / Private SOPs

Please refer to the Annex for further information on these topics. A detailed overview is given there.

17.1.2 Private Transfer Syntaxes

Not applicable

18 Configuration

18.1 AE Title/Presentation Address Mapping

To ensure unique identification within the network the hostname should be used as part of the AE Titles (see examples below, hostname = name1). The string can be up to 16 characters long and must not contain any extended characters, only 7-bit ASCII characters (excluding Control Characters) are allowed according to the DICOM Standard.

Note: the current implementation of WH AWS does not support the full DICOM Standard. Spaces and special characters (like &<> ") in the AE title string are not supported.

18.1.1 DICOM Verification

The Verification Service uses the AE configuration of the DICOM Service that is checked with the C-ECHO message. e.g. Verification will use the Storage AE, if initiated to check the configuration of a remote DICOM node.

18.1.2 DICOM Storage AE Title

Within WH AWS there are local application entity titles for HIS/RIS, Study Transfer and Print. They can be configured via Service-UI in Configuration / DICOM / General (e.g. STU_NAME1).

The port number is set to the default value of 104.

18.1.3 DICOM Query/Retrieve AE Title

The DICOM Query/Retrieve application uses the same application entity title as the DICOM Storage AE.

18.1.4 DICOM Print AE Title

The DICOM Print application provides the application entity title:

e.g. PRI_NAME1 *(No input of AETs starting with a numeric character is possible)*

18.2 Configurable Parameters

The Application Entity Titles, host names and port numbers for remote AE are configured using the WH AWS Service/Installation Tool. For each AET the list of services supported can be configured.

18.2.1 Storage, Storage Commitment and Query/Retrieve

The WH AWS Service/Installation Tool can be used to set the AET's, port-numbers, host-names, IP-addresses and capabilities for the remote nodes (SCP's). The user can select transfer syntaxes, compression modes and query models for each SCP separately:

- a quality factor which determines the proposed transfer syntax in case that an user has initiated the C-STORE. By convention, 0 means: Only Uncompressed Transfer Syntax(es) are proposed, 100 means: Lossless Transfer Syntax is proposed, and any other value between 1 and 99 means that an JPEG Lossy Transfer Syntax is proposed. One Uncompressed Transfer Syntax will be proposed in any case. This parameter is general for all destination nodes.
- a "compression type supported" which determines the proposed transfer syntax in case that the C-STORE was initiated as a sub-operation of an incoming C-MOVE-RQ. By convention, 0 means: Only Uncompressed Transfer Syntax(es) are proposed, 1 means: Lossless Transfer Syntax is proposed, and 2 means that an JPEG Lossy Transfer Syntax is proposed. One uncompressed transfer syntax will be proposed in any case. This parameter can be set for each configured destination node.

Note:

By default association requests are accepted by the SCP regardless of the value of DICOM Application Context Name set in the requests.

This behavior can be changed by modifying the value of the entry ACCEPT_ANY_CONTEXT_NAME in the configuration file mergecom.pro of MergeCOM-3 Tool Kit. If the value is FALSE, association requests are accepted only when DICOM Application Context Name is set to "1.2.840.10008.3.1.1.1" (see DICOM specification PS 3.7-2003, A.2.1)

Additional configurable parameters for Storage Commitment are:

When acting as SCU:

- flag to indicate whether the association will be kept open to receive the response or to close the association and be prepared to receive the response on another association.
- time-out which defines how long the association of N-ACTION is kept to receive a N-EVENT-REPORT on the same association. The same value is used to wait for an N-EVENT-REPORT on another association (default 1 h).

When acting as SCP:

- flag to indicate if an archive system is installed

18.2.2 Print

The WH AWS Service/Installation Tool can be used to configure the SCP (DICOM-Printer).

These parameters are mandatory to set:

- AET,
- host-name,
- IP-address and
- Port-number.

These parameters have defaults as per configuration file and can be changed:

- default camera (yes/no),
- pixel size,

- supported film sheet formats (e.g. inch 8x10, inch 10x12, ...),
- list with mapping rows and columns to each film sheet format,
- minimal density,
- number of stored printed film jobs,
- media type,
- film destination.

18.2.3 Modality Worklist

The Service application can be used to set the AETs, port numbers, host names, IP addresses, capabilities and time-outs for the remote nodes (SCPs)

Additional configurable parameters for Modality Worklist Query are:

- Query Waiting time - the time to wait for the C-FIND-RSP after sending the C-FIND-RQ (default 20 sec.)
- Max Query Match Number - the maximum number of entries accepted in one worklist (default is 200)
- Query Interval: the time between two C-FIND-RQ to the Modality Worklist SCP (default is 60 min.)
- Broad Worklist Query behavior (two values are defined):
 - Set the AE Title search attribute to the own AE Title, and the Modality search attribute to ".*".
 - Set the Modality search attribute to the own modality and the AE Title search attribute to ".*".

18.3 Default Parameters

This installation tool also uses some default parameters:

- max PDU size set to 262144 Bytes (256 kB)
- time-out for accepting/rejecting an association request: 60 s
- time-out for responding to an association open/close request: 60 s
- time-out for accepting a message over network: 60 s
- time-out for waiting for data between TCP/IP-packets: 60 s

The time-outs for waiting for a Service Request/Response message from the remote node are as follows:

- for Storage SCP/SCU: 600 s
- for Storage Commitment SCU:
time-out for Response to N-ACTION: 600 s
- for Query/Retrieve SCP/SCU: 600 s
- for Print Management SCU:
 - time-out for Response to N-SET-RQ: 240 s
 - time-out for Response to other Requests: 60 s

19 Support of Extended Character Sets

The WH AWS DICOM application supports the following character sets as defined in the three tables below:

Single-Byte Character Sets without Code Extension:

Character Set Description	Defined Term	ISO registration number	Character Set
Default repertoire	none	ISO_IR 6	ISO 646:
Latin alphabet No. 1	ISO_IR 100	ISO_IR 100	Supplementary set
		ISO_IR 6	ISO 646:
Latin alphabet No. 2	ISO_IR 101	ISO_IR 101	Supplementary set
		ISO_IR 6	ISO 646
Latin alphabet No. 3	ISO_IR 109	ISO_IR 109	Supplementary set
		ISO_IR 6	ISO 646
Latin alphabet No. 4	ISO_IR 110	ISO_IR 110	Supplementary set
		ISO_IR 6	ISO 646
Cyrillic	ISO_IR 144	ISO_IR 144	Supplementary set
		ISO_IR 6	ISO 646
Arabic	ISO_IR 127	ISO_IR 127	Supplementary set
		ISO_IR 6	ISO 646
Greek	ISO_IR 126	ISO_IR 126	Supplementary set
		ISO_IR 6	ISO 646
Hebrew	ISO_IR 138	ISO_IR 138	Supplementary set
		ISO_IR 6	ISO 646
Latin alphabet No. 5	ISO_IR 148	ISO_IR 148	Supplementary set
		ISO_IR 6	ISO 646
Japanese	ISO_IR 13	ISO_IR 13	JIS X 0201: Katakana
		ISO_IR 14	JIS X 0201: Romaji

Single-Byte Characters Sets with Code Extension:

Character Set Description	Defined Term	Standard for Code Extension	ESC sequence	ISO registration number	Character Set
Default repertoire	ISO 2022 IR 6	ISO 2022	ESC 02/08 04/02	ISO-IR 6	ISO 646
Latin alphabet No.1	ISO 2022 IR 100	ISO 2022	ESC 02/13 04/01	ISO-IR 100	Supplementary set
		ISO 2022	ESC 02/08 04/02	ISO-IR 6	ISO 646
Latin alphabet No.2	ISO 2022 IR 101	ISO 2022	ESC 02/13 04/02	ISO-IR 101	Supplementary set
		ISO 2022	ESC 02/08 04/02	ISO-IR 6	ISO 646
Latin alphabet No.3	ISO 2022 IR 109	ISO 2022	ESC 02/13 04/03	ISO-IR 109	Supplementary set
		ISO 2022	ESC 02/08 04/02	ISO-IR 6	ISO 646
Latin alphabet No.4	ISO 2022 IR 110	ISO 2022	ESC 02/13 04/04	ISO-IR 110	Supplementary set
		ISO 2022	ESC 02/08 04/02	ISO-IR 6	ISO 646
Cyrillic	ISO 2022 IR 144	ISO 2022	ESC 02/13 04/12	ISO-IR 144	Supplementary set
		ISO 2022	ESC 02/08 04/02	ISO-IR 6	ISO 646
Arabic	ISO 2022 IR 127	ISO 2022	ESC 02/13 04/07	ISO-IR 127	Supplementary set
		ISO 2022	ESC 02/08 04/02	ISO-IR 6	ISO 646
Greek	ISO 2022 IR 126	ISO 2022	ESC 02/13 04/06	ISO-IR 126	Supplementary set
		ISO 2022	ESC 02/08 04/02	ISO-IR 6	ISO 646
Hebrew	ISO 2022 IR 138	ISO 2022	ESC 02/13 04/08	ISO-IR 138	Supplementary set
		ISO 2022	ESC 02/08 04/02	ISO-IR 6	ISO 646
Latin alphabet No.5	ISO 2022 IR 148	ISO 2022	ESC 02/13 04/13	ISO-IR 148	Supplementary set
		ISO 2022	ESC 02/08 04/02	ISO-IR 6	ISO 646
Japanese	ISO 2022 IR 13	ISO 2022	ESC 02/09 04/09	ISO-IR 13	JIS X 0201: Katakana
		ISO 2022	ESC 02/08 04/10	ISO-IR 14	JIS X 0201-1976: Romaji

Multi-Byte Character Sets without Code Extension

Character Set Description	Defined Term	ISO registration number	Character Set
Unicode	ISO_IR 192	ISO 10646	Unicode in UTF-8
Chinese	GB18030	GB18030	GB 18030-2000 (China Association for Standardization)

Multi-Byte Character Sets with Code Extension

Character Set Description	Defined Term	Standard for Code Extension	ESC sequence	ISO registration number	Character Set
Japanese	ISO 2022 IR 87	ISO 2022	ESC 02/04 04/02	ISO-IR 87	JIS X 0208: Kanji
	ISO 2022 IR 159	ISO 2022	ESC 02/04 02/08 04/04	ISO-IR 159	JIS X 0212: Supplementary Kanji set
Chinese ^y	ISO 2022 IR 58	ISO 2022	ESC 02/04 04/01	ISO-IR 58	GB2312-80 (China Association for Standardization)

When there is a mismatch between the SCS tags (0008,0005) and the characters in an IOD received by the system, then the following measures are taken to make the characters DICOM conform:

- Try to import with ISO_IR 100. If ISO_IR 100 fails, convert each illegal character to a '?'.
There are now three categories of character sets which have to be differentiated because of their different encoding formats:
- Conventional ISO character sets: ISO_IR 6, ISO 2022 IR 6, ISO_IR 100, etc.
→ encoded in ISO 2022
- ISO_IR 192 → encoded in UTF-8
- GB18030 → encoded in GB18030

It is not possible to recognize the following mismatches automatically on receiving or importing:

- An attribute value is encoded in ISO_IR 192 ↔ (0008,0005) contains a conventional ISO character set as primary character set
- An attribute value is encoded in GB18030 ↔ (0008,0005) contains a conventional ISO character set as primary character set

^y Note: This Character Set is an extension of DICOM for the Chinese language.

- An attribute value is encoded in ISO 2022 \leftrightarrow (0008,0005) contains ISO_IR 192
- An attribute value is encoded in ISO 2022 \leftrightarrow (0008,0005) contains GB18030

An IOD that contains one of the above mentioned inconsistencies is not DICOM conform. As these kinds of inconsistencies cannot be recognized by the system, the IOD will not be rejected but the character data might be corrupted.

Older versions of WH AWS do not support the newly introduced character sets ISO_IR 192 and GB18030 and their special encodings. That means, an IOD which contains one of these new character sets in (0008,0005) will be rejected by an older WH AWS system.

20 Security

The WH AWS is supporting security by having the firewall of the underlying operating system active. Besides the standard ports of the operating system, only the DICOM Port (104) is opened.

When "trusted host functionality" is enabled, the WH AWS only accepts DICOM communication from other AE if the related System is configured with its hostname, port and AET.

21 Media Storage Conformance Statement

This chapter contains the Conformance Statement to all “Offline Media Application Profiles (incl. private extensions)” supported by the WH AWS archive options.

Those application profiles supported shall be:

- Standard Application Profiles
- Augmented Application Profiles

22 Introduction

22.1 Purpose

This DICOM Conformance Statement is written according to part PS 3.2 of [1].

The applications described in this conformance statement are the SIEMENS WH AWS based on *syngo*® software^z. The WH AWS DICOM offline media storage service implementation acts as FSC, FSU and/or FSR for the specified application profiles and the related SOP Class instances.

22.2 Scope

This DICOM Conformance Statement refers to SIEMENS MAMMOMAT Inspiration using the acquisition workstation WH AWS VB30B, and following versions.

22.3 Definitions, Abbreviations

22.3.1 Definitions

DICOM	Digital Imaging and Communications in Medicine
DIMSE	DICOM Message Service Element
DIMSE-C	DICOM Message Service Element with Composite information objects

22.3.2 Abbreviations

ACR	American College of Radiology
AE	DICOM Application Entity
ASCII	American Standard Code for Information Interchange
DB	Database
DCS	DICOM Conformance Statement
FSC	File Set Creator
FSR	File Set Reader
FSU	File Set Updater
IOD	DICOM Information Object Definition
ISO	International Standard Organization
MOD	Magneto-optical Disk
NEMA	National Electrical Manufacturers Association
O	Optional Key Attribute
PDU	DICOM Protocol Data Unit
R	Required Key Attribute
RWA	Real-World Activity
U	Unique Key Attribute

22.4 References

- [1] Digital Imaging and Communications in Medicine (DICOM) 3.0, NEMA PS 3.1-18, 2004

22.5 Remarks

DICOM, by itself, does not guarantee interoperability. However, the Conformance Statement facilitates a first-level validation for interoperability between different applications supporting the same DICOM functionality as SCU and SCP, respectively.

^z *syngo* is a registered trademark of Siemens AG.

This Conformance Statement is not intended to replace validation with other DICOM equipment to ensure proper exchange of information intended.

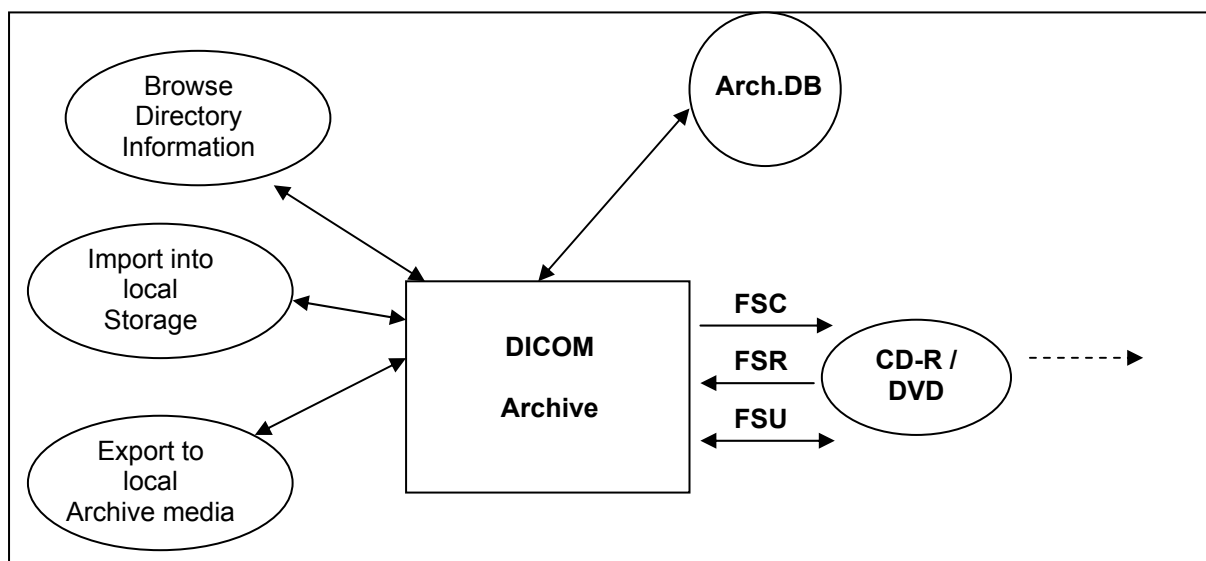
The scope of this Conformance Statement is to facilitate communication with Siemens and other vendors' Medical equipment. The Conformance Statement should be read and understood in conjunction with the DICOM 3.0 Standard [DICOM]. However, by itself it is not guaranteed to ensure the desired interoperability and a successful interconnectivity.

The user should be aware of the following important issues:

- The comparison of different conformance statements is the first step towards assessing interconnectivity between Siemens and non-Siemens equipment.
- Test procedures should be defined and tests should be performed by the user to validate the connectivity desired. DICOM itself and the conformance parts do not specify this.
- The standard will evolve to meet the users' future requirements. Siemens is actively involved in developing the standard further and therefore reserves the right to make changes to its products or to discontinue its delivery.
- Siemens reserves the right to modify the design and specifications contained herein without prior notice. Please contact your local Siemens representative for the most recent product information.

23 Implementation Model

23.1 Application Data Flow Diagram



The DICOM archive application will serve as an interface to the CD-R offline medium device. It serves interfaces to include the offline media directory into the browser and to copy SOP instances to a medium or retrieve SOP Instances from medium into local storage.

The DICOM Archive application will support the 120mm CD-R medium.

The FSU role will update new SOP Instances only to media with pre-existing File-sets conforming to the Application Profiles supported.

The contents of the DICOMDIR will be temporarily stored in Archive-Database.

23.2 Functional Definitions of AEs

The WH AWS DICOM offline media storage application consists of the DICOM Archive application entity serving all interfaces to access offline media. The DICOM Archive application is capable of

1. creating a new File-set onto an unwritten medium (Export to...).
2. updating an existing File-set by writing new SOP Instances onto the medium (Export to...).
3. importing SOP Instances from the medium onto local storage (Import from...)
4. reading the File-sets DICOMDIR information into temporary database and pass it to display applications (Patient Browser).

23.3 Sequencing of Real-World Activities

The DICOM Archive application will not perform updates before the Directory information of the DICOMDIR is completely read.

When performing updates, the SOP instances are checked for existence before updating. Duplicate instances will be avoided.

23.4 File Meta Information Options

Implementation Class UID	1.3.12.2.1107.5.12
Implementation Version Name	"SIEMENS_AWS<VERSION>"

24 AE Specifications

24.1 DICOM Archive Specifications

The DICOM Archive provides Standard conformance to Media Storage Service Class (Interchange Option). In addition augmented conformance is provided to store extra data attributes important for the full feature support of the WH AWS product SW. Details are listed in following Table:

Application Profiles Supported	Real-World Activity	Role	SC Option
PRI-SYNGO-CD PRI-SYNGO-DVD AUG-STD-GEN-CD	Browse Directory Information	FSR	Interchange
	Import into local Storage	FSR	Interchange
	Export to local Archive Media	FSC, FSU	Interchange
STD-GEN-CD STD-CTMR-CD STD-XABC-CD STD-XA1K-CD STD-US-zz-yF-xxxxxx *2	Browse Directory Information	FSR	Interchange
	Import into local Storage	FSR	Interchange

*2 - All combinations of the following values for zz, yF and xxxxxx are supported: yF={SF|MF}, zz={ID|SC|CC}, xxxxxx={CDR|DVD}

On WH AWS the Private Extended syngo Profile (PRI-SYNGO-CD or PRI-SYNGO-DVD) will be preferably used by the system. The General Purpose Interchange Profile (STD-GEN-CD), Ultrasound Profile (STD-US-xxx), CT and MR Image Profile (STD-CTMR-xxx), Basic Cardiac Profile (STD-XABC-CD) and 1024 X-Ray Angiographic Profile (STD-XA1K-CD) will be supported with read capability of the related media.

24.1.1 File Meta Information for the Application Entity

The Source Application Entity Title is set by configuration. See Chapter "Configuration" for details.

24.1.2 Real-World Activities for this Application Entity

24.1.2.1 Real-World Activity: Browse Directory Information

The WH AWS acts as FSR using the interchange option when requested to read the media directory.

The WH AWS application will read the DICOMDIR and insert those directory entries that are valid for the application profiles supported, into a local database. The database can then be used for browsing media contents.

- Note**

IconImageSQ is also supported in DICOMDIR. But only those Icon Images with BitsAllocated (0028,0100) equal to 8 and size of 64x64 or 128x128 pixels are imported into database and are visible in the Browser.

24.1.2.1.1 Application Profiles for the RWA: Browse Directory Information

See Table in section 3.1 for the Application Profiles listed that invoke this Application Entity for the Browse Directory Information RWA.

24.1.2.2 Real-World Activity: Import into local Storage

The WH AWS application acts as FSR using the interchange option when requested to read SOP Instances from the medium into the local storage.

The SOP Instance selected from the media directory will be copied into the local storage. Only SOP Instances, that are valid for the application profile supported and are listed as supported by the Storage SCP Conformance section (see 3.1.1), can be retrieved from media storage. This is due to the fact that the Browse Directory Information will filter all SOP Instances not matching the Application profiles supported.

During operation no “Attribute Value Precedence” is applied to the SOP Instances. Detached Patient Management is not supported (please refer to DICOM Part 11, Media Storage Application Profiles).

For media conforming to the STD-GEN-CD Profile the following SOP classes will be supported as an FSR:

Information Object Definition	SOP Class UID	Transfer Syntax UID
CR Image	1.2.840.10008.5.1.4.1.1.1	Explicit VR Little Endian Uncompressed 1.2.840.10008.1.2.1
CT image	1.2.840.10008.5.1.4.1.1.2	Explicit VR Little Endian Uncompressed 1.2.840.10008.1.2.1
DX Image-For Processing	1.2.840.10008.5.1.4.1.1.1.1	Explicit VR Little Endian Uncompressed 1.2.840.10008.1.2.1
DX Image-For Presentation	1.2.840.10008.5.1.4.1.1.1.1	Explicit VR Little Endian Uncompressed 1.2.840.10008.1.2.1
IOX Image-For Processing	1.2.840.10008.5.1.4.1.1.1.3.1	Explicit VR Little Endian Uncompressed 1.2.840.10008.1.2.1
IOX Image-For Presentation	1.2.840.10008.5.1.4.1.1.1.3	Explicit VR Little Endian Uncompressed 1.2.840.10008.1.2.1
MG Image-For Processing	1.2.840.10008.5.1.4.1.1.1.2.1	Explicit VR Little Endian Uncompressed 1.2.840.10008.1.2.1
MG Image-For Presentation	1.2.840.10008.5.1.4.1.1.1.2	Explicit VR Little Endian Uncompressed 1.2.840.10008.1.2.1
MR Image	1.2.840.10008.5.1.4.1.1.4	Explicit VR Little Endian Uncompressed 1.2.840.10008.1.2.1
NM Image	1.2.840.10008.5.1.4.1.1.20	Explicit VR Little Endian Uncompressed 1.2.840.10008.1.2.1
PET Image	1.2.840.10008.5.1.4.1.1.128	Explicit VR Little Endian Uncompressed 1.2.840.10008.1.2.1
Secondary Capture Image	1.2.840.10008.5.1.4.1.1.7	Explicit VR Little Endian Uncompressed 1.2.840.10008.1.2.1
Ultrasound Image (retired)	1.2.840.10008.5.1.4.1.1.6	Explicit VR Little Endian Uncompressed 1.2.840.10008.1.2.1
Ultrasound Image	1.2.840.10008.5.1.4.1.1.6.1	Explicit VR Little Endian Uncompressed 1.2.840.10008.1.2.1
Ultrasound Multi-frame Image (retired)	1.2.840.10008.5.1.4.1.1.3	Explicit VR Little Endian Uncompressed 1.2.840.10008.1.2.1

Ultrasound Multi-frame Image	1.2.840.10008.5.1.4.1.1.3.1	Explicit VR Little Endian Uncompressed 1.2.840.10008.1.2.1
X-Ray Angiographic Image	1.2.840.10008.5.1.4.1.1.12.1	Explicit VR Little Endian Uncompressed 1.2.840.10008.1.2.1
X-Ray Radiofluoroscopic Image	1.2.840.10008.5.1.4.1.1.12.2	Explicit VR Little Endian Uncompressed 1.2.840.10008.1.2.1

24.1.2.2.1 Application Profiles for the RWA: Import into local Storage

See Table in section 3.1.2 for the Application Profiles listed that invoke this Application Entity for the Import into Local Storage RWA.

24.1.2.3 Real-World Activity: Export to local Archive Media

The WH AWS application acts as FSU (for media with existing DICOM file-set) or FSC (media not initialized) using the interchange option when requested to copy SOP Instances from the local storage to local Archive Medium.

The WH AWS application will receive a list of SOP Instances to be copied to the local archive medium. According to the state of the medium inserted (new medium, Medium with DICOM file-set) the validity of the SOP Instances according to the applicable profile is checked. Only valid SOP Instances are accepted.

When the WH AWS application is requested to copy SOP Instances the preferred application profile according configuration (PRI-SYNGO-CD) will be used to validate and copy the referred SOP Instances. When creating a new file-set no Descriptor File will be allocated and the related ID is not used.

The WH AWS application will not close the medium.

24.1.2.3.1 Application Profiles for the RWA: Export to local Archive Media

See Table in section 3.1.2 for the Application Profiles listed that invoke this Application Entity for the Export to local Archive Media RWA.

25 Augmented and Private Profiles

25.1 Augmented Application Profiles

25.1.1 AUG-GEN-CD

With no private Siemens Non-Images stored onto Medium, the definitions of the PRI-SYNGO-CD Profile are applicable to denote the augmentations for the STD-GEN-CD Standard Profile.

Storage of Private Information Objects will only be supported with reference to a Private Application Profile (see next section).

The Siemens non-image is typically used for raw data and 3D private data.

25.1.2 AUG-CTMR-CDR

With no private Siemens Non-Images stored onto Medium, the definitions of the PRI-SYNGO-CD Profile are applicable to denote the augmentations for the STD-CTMR-CDR Standard Profiles.

Storage of Private Information Objects will only be supported with reference to a Private Application Profile (see next section).

25.1.3 AUG-XA1K-CD

With no private Siemens Non-Images stored onto Medium, the definitions of the PRI-SYNGO-CD Profile are applicable to denote the augmentations for the STD-XA1K-CD Standard Profile.

Storage of Private Information Objects will only be supported with reference to a Private Application Profile (see other section).

25.2 *syngo*® private offline Media Application Profile

Will contain a *syngo* specific Application Profile.

Structure of this Application Profile is defined in Part 11 of [1].

It is needed to describe the requirements for Offline Media Storage of the private IOD (Non-Image IOD).

25.2.1 Class and Profile Identification

This document defines an Application Profile Class for “*syngo*® speaking^{aa}” modalities or applications.

^{aa} *syngo* is a registered trademark of Siemens AG.

The identifier for this class shall be PRI-SYNGO. This class is intended to be used for interchange of extended and private Information Objects via CD-R or DVD offline media between dedicated acquisition or workstation modalities build from a common *syngo* architecture.

The specific application profiles in this class are shown in Table below:

Application Profile	Identifier	Description
"syngo speaking" System on CD-R	PRI-SYNGO-CD	Handles interchange of Composite SOP Instances and privately defined SOP Instances (Siemens Non-Image IOD).
"syngo speaking" System on DVD R	PRI-SYNGO-DVD	Handles interchange of Composite SOP Instances and privately defined SOP Instances (Siemens Non-Image IOD).

Equipment claiming conformance for this syngo Application Profile Class shall make a clear statement on handling of the private defined SOP Instances.

25.2.2 Clinical Context

This application profile facilitates the interchange of original acquired and derived images and private data related to them. Typical media interchange would be from in-lab acquisition equipment to dedicated workstations and archive systems with specific extensions to handle the private data objects (in both directions).

Additionally, images (from MG, MR,CT,US,NM,DX,RF) used to prepare procedures, multi-modality images (e.g. integrated US) and images derived from primary diagnostic images, such as annotations, quantitative analysis images, reference images, screen capture images may be interchanged via this profile.

25.2.2.1 Roles and Service Class Options

This Application Profile uses the Media Storage Service Class defined in PS 3.4 with the Interchange Option.

The Application Entity shall support one or more of the roles of File Set Creator (FSC), File Set Reader (FSR), and File Set Updater (FSU), defined in PS 3.10.

25.2.2.1.1 File Set Creator

The Application Entity acting as a File-Set Creator generates a File Set under the PRI-SYNGO Application Profiles.

File Set Creators shall be able to generate the Basic Directory SOP Class in the DICOMDIR file with all the subsidiary Directory Records related to the Image SOP Classes and Private SOP Classes stored in the File Set.

In case of the PRI-SYNGO-CD profile, the FSC shall offer the ability to either finalize the disc at the completion of the most recent write session (no additional information can be subsequently added to the disc) or to allow multi-session (additional information may be subsequently added to the disc). In case of the PRI-SYNGO-DVD profile only multi-session is supported. For both profile a multi-session media can be finalized.

Note

A multiple volume (a logical volume that can cross multiple physical media) is not supported by this Application Profile Class. If a set of Files, e.g., a Study, cannot be written entirely on one CD-R, the FSC will create multiple independent DICOM File-Set such that each File-Set can reside

on a single CD-R medium controlled by its individual DICOMDIR file. The user of the FSC can opt to use written labels on the discs to reflect that there is more than one disc for this set of files (e.g., a Study).

25.2.2.1.2 File Set Reader

The role of the File Set Reader shall be used by Application Entities which receive the transferred File Set.

File Set Readers shall be able to read all the defined SOP Instances files defined for the specific Application Profiles to which a conformance claim is made, using all the defined Transfer Syntaxes.

25.2.2.1.3 File Set Updater

The role of the File Set Updater shall be used by Application Entities, which receive a transferred File Set and update it by the addition of processed information.

File Set Updaters shall be able to read and update the DICOMDIR file. File-Set Updaters do not have to read the image/private information objects. File-Set Updaters shall be able to generate any of the SOP Instances files defined for the specific Application Profiles to which a conformance claim is made, and to read and update the DICOMDIR file.

In case of the PRI-SYNGO-CD profile, the FSU shall offer the ability to either finalize a disc at the completion of the most recent write session (no additional information can be subsequently added to the disc) or to allow multi-session (additional information may be subsequently added to the disc). In case of the PRI-SYNGO-DVD profile only multi-session is supported. For both profile a multi-session media can be finalized.

Note (for CD-R and DVD-R)

If the disc has not been finalized, the File-Set Updater will be able to update information assuming there is enough space on the disc to write a new DICOMDIR file, the information, and the fundamental CD-R/DVD-R control structures. CD-R/DVD-R control structures are the structures that inherent to the CD-R/DVD-R standards; see PS 3.12

25.2.3 PRI-SYNGO Profiles

25.2.3.1 SOP Classes and transfer Syntaxes

These Application Profiles are based on the Media Storage Service Class with the Interchange Option. In the table below Transfer Syntax UID "RLE Lossless" applies only for decompression.

Information Object Definition	SOP Class UID	Transfer Syntax UID	FSC	FSR	FSU
Basic Directory	1.2.840.10008.1.3.10	Explicit VR Little Endian Uncompressed 1.2.840.10008.1.2.1	M	M	M
CR Image	1.2.840.10008.5.1.4.1.1.1	Explicit VR Little Endian Uncompressed 1.2.840.10008.1.2.1	M	M	O
CR Image	1.2.840.10008.5.1.4.1.1.1	JPEG Lossless Process 14 (selection value 1) 1.2.840.10008.1.2.4.70	O	M	O
CR Image	1.2.840.10008.5.1.4.1.1.1	Explicit VR Big Endian Uncompressed 1.2.840.10008.1.2.2	O	M	O
CR Image	1.2.840.10008.5.1.4.1.1.1	JPEG Lossy (baseline or extended) 1.2.840.10008.1.2.4.50 1.2.840.10008.1.2.4.51	O	O	O

Information Object Definition	SOP Class UID	Transfer Syntax UID	FSC	FSR	FSU
CR Image	1.2.840.10008.5.1.4.1.1.1	RLE Lossless 1.2.840.10008.1.2.5	O	O	O
CR Image	1.2.840.10008.5.1.4.1.1.1	JPEG 2000 Lossless 1.2.840.10008.1.2.4.90	O	O	O
CR Image	1.2.840.10008.5.1.4.1.1.1	JPEG 2000 Lossy 1.2.840.10008.1.2.4.91	O	O	O
CT image	1.2.840.10008.5.1.4.1.1.2	Explicit VR Little Endian Uncompressed 1.2.840.10008.1.2.1	M	M	O
CT Image	1.2.840.10008.5.1.4.1.1.2	JPEG Lossless Process 14 (selection value 1) 1.2.840.10008.1.2.4.70	O	M	O
CT Image	1.2.840.10008.5.1.4.1.1.2	Explicit VR Big Endian Uncompressed 1.2.840.10008.1.2.2	O	M	O
CT Image	1.2.840.10008.5.1.4.1.1.2	JPEG Lossy (baseline or extended) 1.2.840.10008.1.2.4.50 1.2.840.10008.1.2.4.51	O	O	O
CT Image	1.2.840.10008.5.1.4.1.1.2	RLE Lossless 1.2.840.10008.1.2.5	O	O	O
CT Image	1.2.840.10008.5.1.4.1.1.2	JPEG 2000 Lossless 1.2.840.10008.1.2.4.90	O	O	O
CT Image	1.2.840.10008.5.1.4.1.1.2	JPEG 2000 Lossy 1.2.840.10008.1.2.4.91	O	O	O
DX Image – For Processing	1.2.840.10008.5.1.4.1.1.1.1.1	Explicit VR Little Endian Uncompressed 1.2.840.10008.1.2.1	M	M	O
DX Image – For Processing	1.2.840.10008.5.1.4.1.1.1.1.1	JPEG Lossless Process 14 (selection value 1) 1.2.840.10008.1.2.4.70	O	M	O
DX Image – For Processing	1.2.840.10008.5.1.4.1.1.1.1.1	Explicit VR Big Endian Uncompressed 1.2.840.10008.1.2.2	O	M	O
DX Image – For Processing	1.2.840.10008.5.1.4.1.1.1.1.1	JPEG Lossy (baseline or extended) 1.2.840.10008.1.2.4.50 1.2.840.10008.1.2.4.51	O	O	O
DX Image – For Processing	1.2.840.10008.5.1.4.1.1.1.1.1	RLE Lossless 1.2.840.10008.1.2.5	O	O	O
DX Image – For Presentation	1.2.840.10008.5.1.4.1.1.1.1.1	Explicit VR Little Endian Uncompressed 1.2.840.10008.1.2.1	M	M	O
DX Image – For Presentation	1.2.840.10008.5.1.4.1.1.1.1.1	JPEG Lossless Process 14 (selection value 1) 1.2.840.10008.1.2.4.70	O	M	O
DX Image – For Presentation	1.2.840.10008.5.1.4.1.1.1.1.1	Explicit VR Big Endian Uncompressed 1.2.840.10008.1.2.2	O	M	O
DX Image – For Presentation	1.2.840.10008.5.1.4.1.1.1.1.1	JPEG Lossy (baseline or extended) 1.2.840.10008.1.2.4.50 1.2.840.10008.1.2.4.51	O	O	O
DX Image – For Presentation	1.2.840.10008.5.1.4.1.1.1.1.1	RLE Lossless 1.2.840.10008.1.2.5	O	O	O
DX Image – For Presentation	1.2.840.10008.5.1.4.1.1.1.1.1	JPEG 2000 Lossless 1.2.840.10008.1.2.4.90	O	O	O
DX Image – For Presentation	1.2.840.10008.5.1.4.1.1.1.1.1	JPEG 2000 Lossy 1.2.840.10008.1.2.4.91	O	O	O
MG Image – For Processing	1.2.840.10008.5.1.4.1.1.1.2.1	Explicit VR Little Endian Uncompressed 1.2.840.10008.1.2.1	M	M	O
MG Image – For Processing	1.2.840.10008.5.1.4.1.1.1.2.1	JPEG Lossless Process 14 (selection value 1) 1.2.840.10008.1.2.4.70	O	M	O
MG Image – For Processing	1.2.840.10008.5.1.4.1.1.1.2.1	Explicit VR Big Endian Uncompressed 1.2.840.10008.1.2.2	O	M	O
MG Image – For Processing	1.2.840.10008.5.1.4.1.1.1.2.1	JPEG Lossy (baseline or extended)	O	O	O

Information Object Definition	SOP Class UID	Transfer Syntax UID	FSC	FSR	FSU
		1.2.840.10008.1.2.4.50 1.2.840.10008.1.2.4.51			
MG Image – For Processing	1.2.840.10008.5.1.4.1.1.1.2.1	RLE Lossless 1.2.840.10008.1.2.5	O	O	O
MG Image – For Presentation	1.2.840.10008.5.1.4.1.1.1.2	Explicit VR Little Endian Uncompressed 1.2.840.10008.1.2.1	M	M	O
MG Image – For Presentation	1.2.840.10008.5.1.4.1.1.1.2	JPEG Lossless Process 14 (selection value 1) 1.2.840.10008.1.2.4.70	O	M	O
MG Image – For Presentation	1.2.840.10008.5.1.4.1.1.1.2	Explicit VR Big Endian Uncompressed 1.2.840.10008.1.2.2	O	M	O
MG Image – For Presentation	1.2.840.10008.5.1.4.1.1.1.2	JPEG Lossy (baseline or extended) 1.2.840.10008.1.2.4.50 1.2.840.10008.1.2.4.51	O	O	O
MG Image – For Presentation	1.2.840.10008.5.1.4.1.1.1.2	RLE Lossless 1.2.840.10008.1.2.5	O	O	O
MG Image – For Presentation	1.2.840.10008.5.1.4.1.1.1.2	JPEG 2000 Lossless 1.2.840.10008.1.2.4.90	O	O	O
MG Image – For Presentation	1.2.840.10008.5.1.4.1.1.1.2	JPEG 2000 Lossy 1.2.840.10008.1.2.4.91	O	O	O
IOX Image – For Processing	1.2.840.10008.5.1.4.1.1.1.3.1	Explicit VR Little Endian Uncompressed 1.2.840.10008.1.2.1	M	M	O
IOX Image – For Processing	1.2.840.10008.5.1.4.1.1.1.3.1	JPEG Lossless Process 14 (selection value 1) 1.2.840.10008.1.2.4.70	O	M	O
IOX Image – For Processing	1.2.840.10008.5.1.4.1.1.1.3.1	Explicit VR Big Endian Uncompressed 1.2.840.10008.1.2.2	O	M	O
IOX Image – For Processing	1.2.840.10008.5.1.4.1.1.1.3.1	JPEG Lossy (baseline or extended) 1.2.840.10008.1.2.4.50 1.2.840.10008.1.2.4.51	O	O	O
IOX Image – For Processing	1.2.840.10008.5.1.4.1.1.1.3.1	RLE Lossless 1.2.840.10008.1.2.5	O	O	O
IOX Image – For Presentation	1.2.840.10008.5.1.4.1.1.1.3	Explicit VR Little Endian Uncompressed 1.2.840.10008.1.2.1	M	M	O
IOX Image – For Presentation	1.2.840.10008.5.1.4.1.1.1.3	JPEG Lossless Process 14 (selection value 1) 1.2.840.10008.1.2.4.70	O	M	O
IOX Image – For Presentation	1.2.840.10008.5.1.4.1.1.1.3	Explicit VR Big Endian Uncompressed 1.2.840.10008.1.2.2	O	M	O
IOX Image – For Presentation	1.2.840.10008.5.1.4.1.1.1.3	JPEG Lossy (baseline or extended) 1.2.840.10008.1.2.4.50 1.2.840.10008.1.2.4.51	O	O	O
IOX Image – For Presentation	1.2.840.10008.5.1.4.1.1.1.3	RLE Lossless 1.2.840.10008.1.2.5	O	O	O
IOX Image – For Presentation	1.2.840.10008.5.1.4.1.1.1.3	JPEG 2000 Lossless 1.2.840.10008.1.2.4.90	O	O	O
IOX Image – For Presentation	1.2.840.10008.5.1.4.1.1.1.3	JPEG 2000 Lossy 1.2.840.10008.1.2.4.91	O	O	O
MR Image	1.2.840.10008.5.1.4.1.1.4	Explicit VR Little Endian Uncompressed 1.2.840.10008.1.2.1	M	M	O
MR Image	1.2.840.10008.5.1.4.1.1.4	JPEG Lossless Process 14 (selection value 1) 1.2.840.10008.1.2.4.70	O	M	O
MR Image	1.2.840.10008.5.1.4.1.1.4	Explicit VR Big Endian Uncompressed 1.2.840.10008.1.2.2	O	M	O
MR Image	1.2.840.10008.5.1.4.1.1.4	JPEG Lossy (baseline or extended) 1.2.840.10008.1.2.4.50 1.2.840.10008.1.2.4.51	O	O	O

Information Object Definition	SOP Class UID	Transfer Syntax UID	FSC	FSR	FSU
MR Image	1.2.840.10008.5.1.4.1.1.4	RLE Lossless 1.2.840.10008.1.2.5	O	O	O
MR Image	1.2.840.10008.5.1.4.1.1.4	JPEG 2000 Lossless 1.2.840.10008.1.2.4.90	O	O	O
MR Image	1.2.840.10008.5.1.4.1.1.4	JPEG 2000 Lossy 1.2.840.10008.1.2.4.91	O	O	O
NM Image	1.2.840.10008.5.1.4.1.1.20	Explicit VR Little Endian Uncompressed 1.2.840.10008.1.2.1	M	M	O
NM Image	1.2.840.10008.5.1.4.1.1.20	JPEG Lossless Process 14 (selection value 1) 1.2.840.10008.1.2.4.70	O	M	O
NM Image	1.2.840.10008.5.1.4.1.1.20	Explicit VR Big Endian Uncompressed 1.2.840.10008.1.2.2	O	M	O
NM Image	1.2.840.10008.5.1.4.1.1.20	JPEG Lossy (baseline or extended) 1.2.840.10008.1.2.4.50 1.2.840.10008.1.2.4.51	O	O	O
NM Image	1.2.840.10008.5.1.4.1.1.20	RLE Lossless 1.2.840.10008.1.2.5	O	O	O
NM Image	1.2.840.10008.5.1.4.1.1.20	JPEG 2000 Lossless 1.2.840.10008.1.2.4.90	O	O	O
NM Image	1.2.840.10008.5.1.4.1.1.20	JPEG 2000 Lossy 1.2.840.10008.1.2.4.91	O	O	O
PET Image	1.2.840.10008.5.1.4.1.1.128	Explicit VR Little Endian Uncompressed 1.2.840.10008.1.2.1	M	M	O
PET Image	1.2.840.10008.5.1.4.1.1.128	JPEG Lossless Process 14 (selection value 1) 1.2.840.10008.1.2.4.70	O	M	O
PET Image	1.2.840.10008.5.1.4.1.1.128	Explicit VR Big Endian Uncompressed 1.2.840.10008.1.2.2	O	M	O
PET Image	1.2.840.10008.5.1.4.1.1.128	JPEG Lossy (baseline or extended) 1.2.840.10008.1.2.4.50 1.2.840.10008.1.2.4.51	O	O	O
PET Image	1.2.840.10008.5.1.4.1.1.128	RLE Lossless 1.2.840.10008.1.2.5	O	O	O
PET Image	1.2.840.10008.5.1.4.1.1.128	JPEG 2000 Lossless 1.2.840.10008.1.2.4.90	O	O	O
PET Image	1.2.840.10008.5.1.4.1.1.128	JPEG 2000 Lossy 1.2.840.10008.1.2.4.91	O	O	O
Secondary Capture Image	1.2.840.10008.5.1.4.1.1.7	Explicit VR Little Endian Uncompressed 1.2.840.10008.1.2.1	M	M	O
Secondary Capture Image	1.2.840.10008.5.1.4.1.1.7	JPEG Lossless Process 14 (selection value 1) 1.2.840.10008.1.2.4.70	O	M	O
Secondary Capture Image	1.2.840.10008.5.1.4.1.1.7	Explicit VR Big Endian Uncompressed 1.2.840.10008.1.2.2	O	M	O
Secondary Capture Image	1.2.840.10008.5.1.4.1.1.7	JPEG Lossy (baseline or extended) 1.2.840.10008.1.2.4.50 1.2.840.10008.1.2.4.51	O	O	O
Secondary Capture Image	1.2.840.10008.5.1.4.1.1.7	RLE Lossless 1.2.840.10008.1.2.5	O	O	O
Secondary Capture Image	1.2.840.10008.5.1.4.1.1.7	JPEG 2000 Lossless 1.2.840.10008.1.2.4.90	O	O	O
Secondary Capture Image	1.2.840.10008.5.1.4.1.1.7	JPEG 2000 Lossy 1.2.840.10008.1.2.4.91	O	O	O
Ultrasound Image (retired)	1.2.840.10008.5.1.4.1.1.6	Explicit VR Little Endian Uncompressed 1.2.840.10008.1.2.1	-	M	-
Ultrasound Image (retired)	1.2.840.10008.5.1.4.1.1.6	JPEG Lossless Process 14 (selection value 1) 1.2.840.10008.1.2.4.70	-	M	-

Information Object Definition	SOP Class UID	Transfer Syntax UID	FSC	FSR	FSU
Ultrasound Image (retired)	1.2.840.10008.5.1.4.1.1.6	Explicit VR Big Endian Uncompressed 1.2.840.10008.1.2.2	-	M	-
Ultrasound Image (retired)	1.2.840.10008.5.1.4.1.1.6	JPEG Lossy (baseline or extended) 1.2.840.10008.1.2.4.50 1.2.840.10008.1.2.4.51	-	M	-
Ultrasound Image (retired)	1.2.840.10008.5.1.4.1.1.6	RLE Lossless 1.2.840.10008.1.2.5	-	M	-
Ultrasound Image (retired)	1.2.840.10008.5.1.4.1.1.6	JPEG 2000 Lossless 1.2.840.10008.1.2.4.90	-	M	-
Ultrasound Image (retired)	1.2.840.10008.5.1.4.1.1.6	JPEG 2000 Lossy 1.2.840.10008.1.2.4.91	-	M	-
Ultrasound Image	1.2.840.10008.5.1.4.1.1.6.1	Explicit VR Little Endian Uncompressed 1.2.840.10008.1.2.1	M	M	O
Ultrasound Image	1.2.840.10008.5.1.4.1.1.6.1	JPEG Lossless Process 14 (selection value 1) 1.2.840.10008.1.2.4.70	O	M	O
Ultrasound Image	1.2.840.10008.5.1.4.1.1.6.1	Explicit VR Big Endian Uncompressed 1.2.840.10008.1.2.2	O	M	O
Ultrasound Image	1.2.840.10008.5.1.4.1.1.6.1	JPEG Lossy (baseline or extended) 1.2.840.10008.1.2.4.50 1.2.840.10008.1.2.4.51	O	M	O
Ultrasound Image	1.2.840.10008.5.1.4.1.1.6.1	RLE Lossless 1.2.840.10008.1.2.5	O	M	O
Ultrasound Image	1.2.840.10008.5.1.4.1.1.6.1	JPEG 2000 Lossless 1.2.840.10008.1.2.4.90	O	M	O
Ultrasound Image	1.2.840.10008.5.1.4.1.1.6.1	JPEG 2000 Lossy 1.2.840.10008.1.2.4.91	O	M	O
Ultrasound Multi-frame Image (retired)	1.2.840.10008.5.1.4.1.1.3	Explicit VR Little Endian Uncompressed 1.2.840.10008.1.2.1	-	M	-
Ultrasound Multi-frame Image (retired)	1.2.840.10008.5.1.4.1.1.3	JPEG Lossless Process 14 (selection value 1) 1.2.840.10008.1.2.4.70	-	M	-
Ultrasound Multi-frame Image (retired)	1.2.840.10008.5.1.4.1.1.3	Explicit VR Big Endian Uncompressed 1.2.840.10008.1.2.2	-	M	-
Ultrasound Multi-frame Image (retired)	1.2.840.10008.5.1.4.1.1.3	JPEG Lossy (baseline or extended) 1.2.840.10008.1.2.4.50 1.2.840.10008.1.2.4.51	-	M	-
Ultrasound Multi-frame Image (retired)	1.2.840.10008.5.1.4.1.1.3	RLE Lossless 1.2.840.10008.1.2.5	-	M	-
Ultrasound Multi-frame Image (retired)	1.2.840.10008.5.1.4.1.1.3	JPEG 2000 Lossless 1.2.840.10008.1.2.4.90	-	M	-
Ultrasound Multi-frame Image (retired)	1.2.840.10008.5.1.4.1.1.3	JPEG 2000 Lossy 1.2.840.10008.1.2.4.91	-	M	-
Ultrasound Multi-frame Image	1.2.840.10008.5.1.4.1.1.3.1	Explicit VR Little Endian Uncompressed 1.2.840.10008.1.2.1	M	M	O
Ultrasound Multi-frame Image	1.2.840.10008.5.1.4.1.1.3.1	JPEG Lossless Process 14 (selection value 1) 1.2.840.10008.1.2.4.70	O	M	O
Ultrasound Multi-frame Image	1.2.840.10008.5.1.4.1.1.3.1	Explicit VR Big Endian Uncompressed 1.2.840.10008.1.2.2	O	M	O
Ultrasound Multi-frame Image	1.2.840.10008.5.1.4.1.1.3.1	JPEG Lossy (baseline or extended) 1.2.840.10008.1.2.4.50 1.2.840.10008.1.2.4.51	O	M	O
Ultrasound Multi-frame Image	1.2.840.10008.5.1.4.1.1.3.1	RLE Lossless 1.2.840.10008.1.2.5	O	M	O
X-Ray Angiographic Image	1.2.840.10008.5.1.4.1.1.12.1	JPEG Lossless Process 14 (selection value 1) 1.2.840.10008.1.2.4.70	M	M	O

Information Object Definition	SOP Class UID	Transfer Syntax UID	FSC	FSR	FSU
X-Ray Angiographic Image	1.2.840.10008.5.1.4.1.1.12.1	Explicit VR Little Endian Uncompressed 1.2.840.10008.1.2.1	O	M	O
X-Ray Angiographic Image	1.2.840.10008.5.1.4.1.1.12.1	Explicit VR Big Endian Uncompressed 1.2.840.10008.1.2.2	O	M	O
X-Ray Angiographic Image	1.2.840.10008.5.1.4.1.1.12.1	JPEG Lossy (baseline or extended) 1.2.840.10008.1.2.4.50 1.2.840.10008.1.2.4.51	O	O	O
X-Ray Angiographic Image	1.2.840.10008.5.1.4.1.1.12.1	RLE Lossless 1.2.840.10008.1.2.5	O	M	O
X-Ray Angiographic Image	1.2.840.10008.5.1.4.1.1.12.1	JPEG 2000 Lossless 1.2.840.10008.1.2.4.90	O	M	O
X-Ray Angiographic Image	1.2.840.10008.5.1.4.1.1.12.1	JPEG 2000 Lossy 1.2.840.10008.1.2.4.91	O	M	O
X-Ray Radiofluoroscopic Image	1.2.840.10008.5.1.4.1.1.12.2	JPEG Lossless Process 14 (selection value 1) 1.2.840.10008.1.2.4.70	M	M	O
X-Ray Radiofluoroscopic Image	1.2.840.10008.5.1.4.1.1.12.2	Explicit VR Little Endian Uncompressed 1.2.840.10008.1.2.1	O	M	O
X-Ray Radiofluoroscopic Image	1.2.840.10008.5.1.4.1.1.12.2	Explicit VR Big Endian Uncompressed 1.2.840.10008.1.2.2	O	M	O
X-Ray Radiofluoroscopic Image	1.2.840.10008.5.1.4.1.1.12.2	JPEG Lossy (baseline or extended) 1.2.840.10008.1.2.4.50 1.2.840.10008.1.2.4.51	O	O	O
X-Ray Radiofluoroscopic Image	1.2.840.10008.5.1.4.1.1.12.2	RLE Lossless 1.2.840.10008.1.2.5	O	M	O
X-Ray Radiofluoroscopic Image	1.2.840.10008.5.1.4.1.1.12.2	JPEG 2000 Lossless 1.2.840.10008.1.2.4.90	O	M	O
X-Ray Radiofluoroscopic Image	1.2.840.10008.5.1.4.1.1.12.2	JPEG 2000 Lossy 1.2.840.10008.1.2.4.91	O	M	O

FSC, FSR, FSU – denote the requirements for those roles

O – Optional

M - Mandatory

25.2.3.2 Physical Media and Formats

The PRI-SYNGO-CD Profile requires the 120mm CD-R physical media with the ISO/IEC 9660 Media Format, as defined in PS 3.12.

The PRI-SYNGO-DVD Profile requires the 120mm DVD physical media with the UDF 2.01 Media Format, as defined in PS 3.12.

25.2.3.3 Directory Information in DICOMDIR

Conforming Application Entities shall include in the DICOMDIR File the Basic Directory IOD containing Directory Records at the Patient and subsidiary levels appropriate to the SOP Classes in the File-set. All DICOM files in the File-set incorporating SOP Instances defined for the specific Application profile, shall be referenced by Directory Records.

Note

DICOMDIRs with no directory information are not allowed by this Application Profile

Privately defined IODs will be referenced by “PRIVATE” Directory Records.

25.2.3.3.1 Basic Directory IOD Specialization

This Application Profile makes use of optional attributes of the Basic Directory IOD to support recognition of Patient's Storage Service request results in spanning multiple volumes (file sets). Therefore the File Set Descriptor File can be used and is then referenced by optional Basic Directory IOD attributes. If existent, the specified Descriptor File may be used by FSR applications. Any FSU, FSC shall make a clear Statement if the Descriptor File mechanism is used according to the specialization defined in this Application Profile.

The Descriptor Files shall have the following contents:

One single Line without any control-characters and according to the Basic Character-Set having the following defined text:

"MULTIVOLUME: xx of yy"

xx, yy are replaced by the actual Number of the volume (xx) and the Total Number of Volumes in the set (yy).

If used, the Descriptor File shall have the File ID "README" and reside in same directory level as the DICOMDIR. It is referenced by the attribute [0004,1141] File-set Descriptor File ID having the defined content of "README".

25.2.3.3.2 Additional Keys

File-set Creators and Updaters are required to generate the mandatory elements specified in PS 3.3, Annex F of the DICOM Standard. Table below: PRI-SYNGO-CD Additional DICOMDIR Keys specifies the additional associated keys. At each directory record level other additional data elements can be added, but it is not required that File Set Readers be able to use them as keys. Refer to the Basic Directory IOD in PS 3.3.

Key Attribute	Tag	Directory Record Level	Type	Notes
Date of Birth	(0010,0030)	PATIENT	2C	required, if present in SOP Instance
Patient's Sex	(0010,0040)	PATIENT	2C	required, if present in SOP Instance
Series Date	(0008,0021)	SERIES	3	
Series Time	(0008,0031)	SERIES	3	
Institute Name	(0008,0080)	SERIES	2C	required, if present in SOP Instance
Institution Address	(0008,0081)	SERIES	2C	required, if present in SOP Instance
Series Description	(0008,103E)	SERIES	3	
Performing Physician's Name	(0008,1050)	SERIES	2C	required, if present in SOP Instance
Image Type	(0008,0008)	IMAGE	1C	required, if present in SOP Instance
SOP Class UID	(0008,0016)	IMAGE	3	
SOP Instance UID	(0008,0018)	IMAGE	3	
Content Date	(0008,0023)	IMAGE	3	
Content Time	(0008,0033)	IMAGE	3	
Referenced Image Sequence	(0008,1140)	IMAGE	1C	required, if present in SOP Instance
> Referenced SOP Class UID	(0008,1150)			
> Referenced SOP Instance UID	(0008,1155)			
Image Position (Patient)	(0020,0032)	IMAGE	2C	required, if present in SOP Instance
Image Orientation (Patient)	(0020,0037)	IMAGE	2C	required, if present in SOP Instance
Frame of Reference UID	(0020,0052)	IMAGE	2C	required, if present in SOP Instance
Rows	(0028,0010)	IMAGE	3	
Columns	(0028,0011)	IMAGE	3	
Pixel Spacing	(0028,0030)	IMAGE	1C	required, if present in SOP Instance
Calibration Image	(0050,0004)	IMAGE	2C	required, if present in SOP Instance
Icon Image Sequence	(0088,0200)	IMAGE	3	required for Image SOP Classes
> Samples per Pixel	(0028,0002)			1

Key Attribute	Tag	Directory Record Level	Type	Notes
> Photometric Interpretation	(0028,0004)			MONOCHROME2
> Rows	(0028,0010)			128 for XA, 64 for others
> Columns	(0028,0011)			128 for XA, 64 for others
> Bits Allocated	(0028,0100)			8
> Bits Stored	(0028,0101)			8
> High Bit	(0028,0102)			7
> Pixel Representation	(0028,0103)			0
> Pixel Data	(7FE0,0010)			Icon Image

25.2.3.3.3 Private Directory Record Keys

Private Directory Records are supported by this Application Profile Class at the following Level - IMAGE. The PRIVATE Directory Records will have required elements in addition to the mandatory elements specified in PS 3.3.

The following table will list the additional required keys for PRIVATE Directory Records:

Key Attribute	Tag	Directory Record Level	Type	Notes
Private Record UID	(0004,1432)	PRIVATE	1	See Conformance Statement 26.1.1
SOP Class UID	(0008,0016)	PRIVATE	1C	required, if present in SOP Instance
SOP Instance UID	(0008,0018)	PRIVATE	1C	required, if present in SOP Instance
Image Type	(0008,0008)	PRIVATE	3	
Acquisition Date	(0008,0022)	PRIVATE	3	
Acquisition Time	(0008,0032)	PRIVATE	3	
Acquisition Number	(0020,0012)	PRIVATE	3	
CSA Data Type	(0029,xx08)	PRIVATE	1	private owner code = SIEMENS CSA NON-IMAGE
CSA Data Version	(0029,xx09)	PRIVATE	3	private owner code = SIEMENS CSA NON-IMAGE

25.2.3.3.4 Icon Images

Directory Records of type SERIES or IMAGE may include Icon Images. The Icon Image pixel data shall be as specified in PS 3.3 "Icon Image Key Definition", and restricted such, that Bits Allocated (0028,0100) and Bits Stored (0028,0101) shall be equal 8, and Rows (0028,0010) and Columns (0028,0011) shall be equal to 128 for XA Images and 64 for all other Images. The Photometric Interpretation (0028,0004) shall always be restricted to "MONOCHROME2".

PRIVATE Directory Records will not contain Icon Image information.

25.2.3.4 Other Parameters

This section defines other parameters common to all specific Application Profiles in the PRI-SYNGO class which need to be specified in order to ensure interoperable media interchange.

25.2.3.4.1 Multi-Frame JPEG Format

The JPEG encoding of pixel data shall use Interchange Format (with table specification) for all frames.

26 Extensions, Specialization and Privatization of SOP Classes and Transfer Syntaxes

The SOP Classes listed refer in majority to those created by the equipment to which this conformance Statement is related to. For SOP classes not listed in this section, please refer to the Storage section of the DICOM Conformance Statement of the product. This will include all SOP Instances that can be received and displayed and therefore will be included into offline media storage even though these SOP Instances are not created by the equipment serving the Media Storage Service.

26.1 SOP Specific Conformance Statement for Basic Directory

26.1.1 Extension, Specialization for SIEMENS Non-Image Objects

According to the PRI-SYNGO Application Profile Class the usage of the Private Creator UIDs and further optional keys for the Directory Records referring to SIEMENS Non-Image Objects are listed in the following tables.

Attribute	Tag	Value used
Private Record UID	(0004,1432)	1.3.12.2.1107.5.9.1
SOP Class UID	(0008,0016)	1.3.12.2.1107.5.9.1

For those “Non-Images” no Icon Image Sequence will be generated.

27 Configuration

27.1 AE Title Mapping

27.1.1 DICOM Media Storage AE Title

The DICOM Storage application provides the application entity title:

CsalmageManager

28 Support of Extended Character Sets

The WH AWS DICOM application supports the following character sets as defined in the three tables below:

Single-Byte Character Sets without Code Extension:

Character Set Description	Defined Term	ISO registration number	Character Set
Default repertoire	none	ISO_IR 6	ISO 646:
Latin alphabet No. 1	ISO_IR 100	ISO_IR 100	Supplementary set
		ISO_IR 6	ISO 646:
Latin alphabet No. 2	ISO_IR 101	ISO_IR 101	Supplementary set
		ISO_IR 6	ISO 646

Latin alphabet No. 3	ISO_IR 109	ISO_IR 109	Supplementary set
		ISO_IR 6	ISO 646
Latin alphabet No. 4	ISO_IR 110	ISO_IR 110	Supplementary set
		ISO_IR 6	ISO 646
Cyrillic	ISO_IR 144	ISO_IR 144	Supplementary set
		ISO_IR 6	ISO 646
Arabic	ISO_IR 127	ISO_IR 127	Supplementary set
		ISO_IR 6	ISO 646
Greek	ISO_IR 126	ISO_IR 126	Supplementary set
		ISO_IR 6	ISO 646
Hebrew	ISO_IR 138	ISO_IR 138	Supplementary set
		ISO_IR 6	ISO 646
Latin alphabet No. 5	ISO_IR 148	ISO_IR 148	Supplementary set
		ISO_IR 6	ISO 646
Japanese	ISO_IR 13	ISO_IR 13	JIS X 0201: Katakana
		ISO_IR 14	JIS X 0201: Romaji

Single-Byte Characters Sets with Code Extension:

Character Set Description	Defined Term	Standard for Code Extension	ESC sequence	ISO registration number	Character Set
Default repertoire	ISO 2022 IR 6	ISO 2022	ESC 02/08 04/02	ISO-IR 6	ISO 646
Latin alphabet No.1	ISO 2022 IR 100	ISO 2022	ESC 02/13 04/01	ISO-IR 100	Supplementary set
		ISO 2022	ESC 02/08 04/02	ISO-IR 6	ISO 646
Latin alphabet No.2	ISO 2022 IR 101	ISO 2022	ESC 02/13 04/02	ISO-IR 101	Supplementary set
		ISO 2022	ESC 02/08 04/02	ISO-IR 6	ISO 646
Latin alphabet No.3	ISO 2022 IR 109	ISO 2022	ESC 02/13 04/03	ISO-IR 109	Supplementary set
		ISO 2022	ESC 02/08 04/02	ISO-IR 6	ISO 646
Latin alphabet No.4	ISO 2022 IR 110	ISO 2022	ESC 02/13 04/04	ISO-IR 110	Supplementary set
		ISO 2022	ESC 02/08 04/02	ISO-IR 6	ISO 646
Cyrillic	ISO 2022 IR 144	ISO 2022	ESC 02/13 04/12	ISO-IR 144	Supplementary set
		ISO 2022	ESC 02/08 04/02	ISO-IR 6	ISO 646
Arabic	ISO 2022 IR 127	ISO 2022	ESC 02/13 04/07	ISO-IR 127	Supplementary set
		ISO 2022	ESC 02/08 04/02	ISO-IR 6	ISO 646
Greek	ISO 2022 IR 126	ISO 2022	ESC 02/13 04/06	ISO-IR 126	Supplementary set
		ISO 2022	ESC 02/08 04/02	ISO-IR 6	ISO 646
Hebrew	ISO 2022 IR 138	ISO 2022	ESC 02/13 04/08	ISO-IR 138	Supplementary set
		ISO 2022	ESC 02/08 04/02	ISO-IR 6	ISO 646
Latin alphabet No.5	ISO 2022 IR 148	ISO 2022	ESC 02/13 04/13	ISO-IR 148	Supplementary set
		ISO 2022	ESC 02/08 04/02	ISO-IR 6	ISO 646
Japanese	ISO 2022 IR 13	ISO 2022	ESC 02/09 04/09	ISO-IR 13	JIS X 0201: Katakana
		ISO 2022	ESC 02/08 04/10	ISO-IR 14	JIS X 0201-1976: Romaji

Multi-Byte Character Sets without Code Extension

Character Set Description	Defined Term	ISO registration number	Character Set
Unicode	ISO_IR 192	ISO 10646	Unicode in UTF-8
Chinese	GB18030	GB18030	GB 18030-2000 (China Association for Standardization)

Multi-Byte Character Sets with Code Extension

Character Set Description	Defined Term	Standard for Code Extension	ESC sequence	ISO registration number	Character Set
Japanese	ISO 2022 IR 87	ISO 2022	ESC 02/04 04/02	ISO-IR 87	JIS X 0208: Kanji
	ISO 2022 IR 159	ISO 2022	ESC 02/04 02/08 04/04	ISO-IR 159	JIS X 0212: Supplementary Kanji set
Chinese ^{bb}	ISO 2022 IR 58	ISO 2022	ESC 02/04 04/01	ISO-IR 58	GB2312-80 (China Association for Standardization)

When there is a mismatch between the SCS tags (0008,0005) and the characters in an IOD received by the system, then the following measures are taken to make the characters DICOM conform:

- Try to import with ISO_IR 100. If ISO_IR 100 fails, convert each illegal character to a '?'.
There are now three categories of character sets which have to be differentiated because of their different encoding formats:
- Conventional ISO character sets: ISO_IR 6, ISO 2022 IR 6, ISO_IR 100, etc.
→ encoded in ISO 2022
- ISO_IR 192 → encoded in UTF-8
- GB18030 → encoded in GB18030

It is not possible to recognize the following mismatches automatically on receiving or importing:

- An attribute value is encoded in ISO_IR 192 ↔ (0008,0005) contains a conventional ISO character set as primary character set
- An attribute value is encoded in GB18030 ↔ (0008,0005) contains a conventional ISO character set as primary character set

^{bb} Note: This Character Set is an extension of DICOM for the Chinese language.

- An attribute value is encoded in ISO 2022 \leftrightarrow (0008,0005) contains ISO_IR 192
- An attribute value is encoded in ISO 2022 \leftrightarrow (0008,0005) contains GB18030

An IOD that contains one of the above mentioned inconsistencies is not DICOM conform. As these kinds of inconsistencies cannot be recognized by the system, the IOD will not be rejected but the character data might be corrupted.

Older versions of WH AWS do not support the newly introduced character sets ISO_IR 192 and GB18030 and their special encodings. That means, an IOD which contains one of these new character sets in (0008,0005) will be rejected by an older WH AWS system.

A ANNEX

A.1 WH AWS Settings of Extended MG IOD

Attribute Name	Tag	Notes
Specific Character Set	(0008,0005)	from configuration
Image Type	(0008,0008)	See A.6.1
SOP Class UID	(0008,0016)	1.2.840.10008.5.1.4.1.1.1.2 or 1.2.840.10008.5.1.4.1.1.1.2.1
SOP Instance UID	(0008,0018)	generated
Study Date	(0008,0020)	<yyyymmdd>
Series Date	(0008,0021)	<yyyymmdd>
Acquisition Date	(0008,0022)	<yyyymmdd>
Content Date	(0008,0023)	<yyyymmdd>
Study Time	(0008,0030)	<hhmmss>
Series Time	(0008,0031)	<hhmmss>
Acquisition Time	(0008,0032)	<hhmmss>
Content Time	(0008,0033)	<hhmmss>
Accession Number	(0008,0050)	RIS or Input or empty
Modality	(0008,0060)	MG
Presentation Intent Type	(0008,0068)	FOR PROCESSING or FOR PRESENTATION
Manufacturer	(0008,0070)	SIEMENS
Institution Name	(0008,0080)	From configuration or user input during registration
Institution address	(0008,0081)	From configuration
Referring Physician's Name	(0008,0090)	RIS or Input or empty
Station Name	(0008,1010)	From configuration
Study Description	(0008,1030)	RIS Requested Procedure Description or mapped procedure
Procedure Code Sequence	(0008,1032)	RIS or configured Code or empty
Series Description	(0008,103E)	For Normal 2D and stereo images: MAMMOGRAM,<purpose> and MAMMOGRAM_raw,<purpose> For Tomo Projections: T_PR Laterality +Projection View,<purpose> and T_PR_raw Laterality +Projection View,<purpose>
Institutional Department Name	(0008,1040)	From configuration
Physician(s) of record	(0008,1048)	RIS or empty
Performing Physician's Name	(0008,1050)	Input
Name of Physician(s) reading the study	(0008,1060)	RIS or empty
Operator's Name	(0008,1070)	Input
Manufacturer's Model Name	(0008,1090)	Mammomat Inspiration
Referenced Study Sequence	(0008,1110)	RIS or empty
> Referenced SOP Class UID	(0008,1150)	RIS or empty
> Referenced SOP Instance UID	(0008,1155)	RIS or empty
Referenced Performed Procedure Step Sequence	(0008,1111)	
> Referenced SOP Class UID	(0008,1150)	
> Referenced SOP Instance UID	(0008,1155)	
Referenced Image Sequence	(0008,1140)	Reference to Stereo pair image or empty
> Referenced SOP Class UID	(0008,1150)	
> Referenced SOP Instance UID	(0008,1155)	

Attribute Name	Tag	Notes
Derivation Description	(0008,2111)	Image Processing Parameters
Source Image Sequence	(0008,2112)	Reference to FOR PROCESSING image, only in FOR PRESENTATION image
> Referenced SOP Class UID	(0008,1150)	
> Referenced SOP Instance UID	(0008,1155)	
Anatomic Region Sequence	(0008,2218)	
> Code Value	(0008,0100)	T-0400
> Coding Scheme Designator	(0008,0102)	SNM3
> Code Meaning	(0008,0104)	Breast
Patient's Name	(0010,0010)	RIS or Input
Patient ID	(0010,0020)	RIS or Input
Patient's Birth Date	(0010,0030)	RIS or Input or calculated from (0010,1010)
Patient's Sex	(0010,0040)	RIS or Input
Other Patient Ids	(0010,1000)	RIS or Input
Other Patient Names	(0010,1001)	RIS or Input
Other Patient Ids Sequence	(0010,1002)	RIS or Input or empty
> Patient ID	(0010,0020)	
> Issuer of Patient ID	(0010,0021)	
Patient's Age	(0010,1010)	Calculated from (0010,0030) or Input
Patient's Size	(0010,1020)	RIS or Input
Patient's Weight	(0010,1030)	RIS or Input
Military Rank	(0010,1080)	RIS or Input
Ethnic Group	(0010,2160)	RIS or Input
Additional Patient history	(0010,21B0)	RIS or Input or empty
Pregnancy Status	(0010,21C0)	RIS
Patient Comments	(0010,4000)	Input
Contrast/Bolus Agent	(0018,0010)	Empty
Body Part examined	(0018,0015)	BREAST
KVP	(0018,0060)	
Device Serial Number	(0018,1000)	
Software Version	(0018,1020)	<VERSION>
Protocol Name	(0018,1030)	Normal MG Image: MAMMOGRAM Stereo Image: STEREO TOMO scan: TOMO_PROJ TOMO slices: TOMO
Distance Source to Detector	(0018,1110)	
Distance Source to Patient	(0018,1111)	
Estimated Radiographic magnification Factor	(0018,1114)	
Table Angle	(0018,1138)	0
Table Type	(0018,113A)	NONE
Field of View Shape	(0018,1147)	RECTANGLE
Field of View dimension(s)	(0018,1149)	
Exposure Time	(0018,1150)	
X-Ray Tube Current (mA)	(0018,1151)	
Exposure (mAs)	(0018,1152)	
Exposure (μAs)	(0018,1153)	
Rectification Type	(0018,1156)	CONST POTENTIAL
Imager Pixel Spacing	(0018,1164)	0.085\0.085

Attribute Name	Tag	Notes
Grid	(0018,1166)	FOCUSSED\PARALLEL or NONE or NONE\PRIME
Focal Spot	(0018,1190)	0.1 or 0.3
Anode Target Material	(0018,1191)	TUNGSTEN or MOLYBDENUM
Body Part Thickness	(0018,11A0)	
Compression Force	(0018,11A2)	
Acquisition Device Processing Description	(0018,1400)	Empty
Acquisition Device Processing Code	(0018,1401)	Empty
Relative X-Ray Exposure	(0018,1405)	percentage value of the maximum allowed dose
Positioner Type	(0018,1508)	MAMMOGRAPHIC
Positioner Primary Angle	(0018,1510)	
Positioner Secondary Angle	(0018,1511)	0
Detector Primary Angle	(0018,1530)	
Detector Secondary Angle	(0018,1531)	0
Shutter Shape	(0018,1600)	RECTANGULAR
Shutter Left Vertical Edge	(0018,1602)	
Shutter Right Vertical Edge	(0018,1604)	
Shutter Upper Horizontal Edge	(0018,1606)	
Shutter Lower Horizontal Edge	(0018,1608)	
View Position	(0018,5101)	Abbreviation for View Code Sequence
Detector Conditions Nominal Flag	(0018,7000)	YES or NO
Detector Temperature	(0018,7001)	
Detector Type	(0018,7004)	DIRECT
Detector Configuration	(0018,7005)	AREA
Detector Description	(0018,7006)	
Detector Mode	(0018,7008)	
Detector ID	(0018,700A)	
Date of last Detector Calibration	(0018,700C)	
Time of last Detector Calibration	(0018,700E)	
Exposures on detector since last Calibration	(0018,7010)	
Exposures on Detector since manufactured	(0018,7011)	
Detector time since last Exposure	(0018,7012)	
Detector Active Time	(0018,7014)	
Detector Activation Offset from Exposure	(0018,7016)	
Detector Binning	(0018,701A)	1\1
Detector Element Physical Size	(0018,7020)	0.085\0.085
Detector Element Spacing	(0018,7022)	0.085\0.085
Detector Active Shape	(0018,7024)	RECTANGLE
Detector Active Dimension(s)	(0018,7026)	Depending on paddle
Detector Active Origin	(0018,7028)	0\0
Field of View Origin	(0018,7030)	
Field of View Rotation	(0018,7032)	
Field of View Horizontal Flip	(0018,7034)	YES or NO
Filter Material	(0018,7050)	MOLYBDENUM or RHODIUM
Filter Thickness Minimum	(0018,7052)	
Filter Thickness Maximum	(0018,7054)	
Exposure Control Mode	(0018,7060)	MANUAL or AUTOMATIC
Exposure Control Mode Description	(0018,7062)	
Exposure Status	(0018,7064)	NORMAL or ABORTED
Exposure Time in μ s	(0018,8150)	

Attribute Name	Tag	Notes
X-Ray Tube Current in μ A	(0018,8151)	
SISOD Distance Source to Isocenter	(0018,9402)	Distance Source to Isocenter for TUNGSTEN Anode: Value 608.8 for Tomosynthesis Projection Images
Private Creator	(0019,00xx)	SIEMENS MED SP DXMG WH AWS 1
AEC Coordinates	(0019,xx01)	AEC Coordinates
AEC Coordinates Size	(0019,xx02)	AEC Coordinates Size
Derivation Description	(0019,xx10)	Derivation Description
Study Instance UID	(0020,000D)	generated
Series Instance UID	(0020,000E)	generated
Study ID	(0020,0010)	generated
Series Number	(0020,0011)	Starting with 1 per study
Acquisition number	(0020,0012)	Starting with 1 per ?
Instance Number	(0020,0013)	Starting with 1 per series
Patient Orientation	(0020,0020)	According to view
Image Laterality	(0020,0062)	R, L or B
Image Comments	(0020,4000)	Input
Samples per Pixel	(0028,0002)	1
Photometric Interpretation	(0028,0004)	MONOCHROME1 or MONOCHROME2
Rows	(0028,0010)	Depending on paddle size
Columns	(0028,0011)	Depending on paddle size
Pixel Spacing	(0028,0030)	Default: not set Can be configured by service
Pixel Aspect Ratio	(0028,0034)	Default: not set 1/1 if configured
Bits Allocated	(0028,0100)	16
Bits Stored	(0028,0101)	14 or 12
High Bit	(0028,0102)	13 or 11
Pixel Representation	(0028,0103)	0
Pixel Padding Value	(0028,0120)	0 or $2^{\text{BitsStored}} - 1$
Quality Control Image	(0028,0300)	YES or NO
Burned in annotation	(0028,0301)	NO
Pixel Intensity Relationship	(0028,1040)	LIN or LOG
Pixel Intensity Relationship Sign	(0028,1041)	1
Window Center	(0028,1050)	Dependent on Image processing
Window Width	(0028,1051)	Dependent on Image processing
Rescale Intercept	(0028,1052)	0
Rescale Slope	(0028,1053)	1
Rescale Type	(0028,1054)	US
Window Center and Width Explanation	(0028,1055)	linear LUT
Implant Present	(0028,1300)	YES or NO
Partial View	(0028,1350)	YES or NO
Lossy Image Compression	(0028,2110)	00
VOI LUT Sequence	(0028,3010)	0 -10 VOI LUTs dependent on configuration
> LUT Descriptor	(0028,3002)	
> LUT Explanation	(0028,3003)	
> LUT Data	(0028,3006)	
Private Creator	(0029,00xx)	SIEMENS MEDCOM HEADER
Attributes according to A.4.1		
Performed Procedure Step Start Date	(0040,0244)	Supplied, even if MPPS SOP class is not supported
Performed Procedure Step Start Time	(0040,0245)	Supplied, even if MPPS SOP class is not supported
Performed Procedure Step ID	(0040,0253)	Supplied, even if MPPS SOP class is not supported

Attribute Name	Tag	Notes
Request Attribute Sequence	(0040,0275)	RIS or Input or empty
> Requested Procedure ID	(0040,1001)	RIS or Input or empty
> Scheduled Procedure Step ID	(0040, 0009)	RIS or empty
> Scheduled Procedure Step Description	(0040, 0009)	RIS or empty
> Scheduled Protocol Code Sequence	(0040, 0008)	RIS or empty
>> Code Value	(0008,0100)	RIS or empty
>> Coding Scheme Designator	(0008,0102)	RIS or empty
>> Coding Scheme Version	(0008,0103)	RIS or empty
>> Code Meaning	(0008,0104)	RIS or empty
> Reason for the Requested Procedure Code Sequence	(0040,100A)	Supplied by Procedure Purpose
>> Code Value	(0008,0100)	R-42453 or R-408C3
>> Coding Scheme Designator	(0008,0102)	SRT
>> Coding Scheme Version	(0008,0103)	1
>> Code Meaning	(0008,0104)	Screening or Diagnostic
Entrance Dose (dGy)	(0040,0302)	Calculated
Distance Source to Entrance	(0040,0306)	
Organ Dose (dGy)	(0040,0316)	calculated
Organ Exposed	(0040,0318)	BREAST
Acquisition Context Sequence	(0040,0555)	Empty
Reason For Performed Procedure Code Sequence	(0040,1012)	RIS or configuration
Entrance Dose in mGy	(0040,8302)	calculated
Private Creator	(0041,00xx)	SIEMENS MED SP DXMG WH AWS 1
Reason for the Requested Procedure	(0041,xx02)	Diagnostic or Screening
Calibration Image	(0050,0004)	YES or NO
View Code Sequence	(0054,0220)	Special encoding of XCCL / XCCM and SPEC can be configured
> Code Value	(0008,0100)	
> Coding Scheme Designator	(0008,0102)	
> Code Meaning	(0008,0104)	
>View Modifier Code Sequence	(0054,0222)	
>> Code Value	(0008,0100)	
>> Coding Scheme Designator	(0008,0102)	
>> Code Meaning	(0008,0104)	
Private Creator	(0055,00xx)	SIEMENS MED SP DXMG WH AWS 1
Projection View Display String	(0055,xx01)	Display Name of Projection View
Primary Positioner Scan Arc	(0051,xx60)	for Tomosynthesis Projection Images only
Primary Positioner Scan Start Angle	(0051,xx62)	for Tomosynthesis Projection Images only
Primary Positioner Increment	(0051,xx64)	for Tomosynthesis Projection Images only
Presentation LUT Shape	(2050,0020)	INVERS or IDENTITY
Overlay Rows	(60xx,0010)	Up to 10 Overlays may be included in Stereo Images
Overlay Columns	(60xx,0011)	Up to 10 Overlays may be included in Stereo Images
Overlay Description	(60xx,0022)	For Reference Marks: "First Reference Mark" or "Second Reference Mark" For Target Marks: "First Target Mark" or "Second Target Mark" Only target marks which have been transmitted to the biopsy unit are

Attribute Name	Tag	Notes
		stored in this list.
Overlay Type	(60xx,0040)	G
Overlay Origin	(60xx,0050)	Up to 10 Overlays may be included in Stereo Images
Overlay Bits Allocated	(60xx,0100)	1
Overlay Bit Position	(60xx,0102)	0
Overlay Data	(60xx,3000)	Up to 10 Overlays may be included in Stereo Images
Pixel Data	(7FE0,0010)	

A.2 WH AWS Settings of Extended CT IOD

Attribute Name	Tag	Notes
Specific Character Set	(0008,0005)	From configuration
Image Type	(0008,0008)	See A.6.1
SOP Class UID	(0008,0016)	1.2.840.10008.5.1.4.1.12
SOP Instance UID	(0008,0018)	created
Study Date	(0008,0020)	<yyyymmdd>
Series Date	(0008,0021)	<yyyymmdd>
Acquisition Date	(0008,0022)	<yyyymmdd>
Content Date	(0008,0023)	<yyyymmdd>
Study Time	(0008,0030)	<hhmmss>
Series Time	(0008,0031)	<hhmmss>
Acquisition Time	(0008,0032)	<hhmmss>
Content Time	(0008,0033)	<hhmmss>
Accession Number	(0008,0050)	RIS or Input or empty
Modality	(0008,0060)	Default MG CT can be configured
Manufacturer	(0008,0070)	SIEMENS
Institution Name	(0008,0080)	From configuration or user input during registration
Institution address	(0008,0081)	From configuration
Referring Physician's Name	(0008,0090)	RIS or Input or empty
Station Name	(0008,1010)	From configuration
Study Description	(0008,1030)	RIS Requested Procedure Description or mapped procedure
Procedure Code Sequence	(0008,1032)	RIS or configured code or empty
Series Description	(0008,103E)	TOMO Laterality +Projection View + RPG Name, <purpose>
Institutional Department Name	(0008,1040)	From configuration
Physician(s) of record	(0008,1048)	RIS or empty
Performing Physician's Name	(0008,1050)	Input
Name of Physician(s) reading the study	(0008,1060)	RIS or empty
Operator's Name	(0008,1070)	Input
Manufacturer's Model Name	(0008,1090)	Mammomat Inspiration
Referenced Study Sequence	(0008,1110)	RIS or empty
> Referenced SOP Class UID	(0008,1150)	RIS or empty
> Referenced SOP Instance UID	(0008,1155)	RIS or empty
Referenced Performed Procedure Step Sequence	(0008,1111)	
> Referenced SOP Class UID	(0008,1150)	
> Referenced SOP Instance UID	(0008,1155)	
Derivation Description	(0008,2111)	Reconstruction Parameter Group Name
Source Image Sequence	(0008,2112)	Reference to FOR PROCESSING Projection Images

Attribute Name	Tag	Notes
> Referenced SOP Class UID	(0008,1150)	
> Referenced SOP Instance UID	(0008,1155)	
Anatomic Region Sequence	(0008,2218)	
> Code Value	(0008,0100)	T-0400
> Coding Scheme Designator	(0008,0102)	SNM3
> Code Meaning	(0008,0104)	Breast
Patient's Name	(0010,0010)	RIS or Input
Patient ID	(0010,0020)	RIS or Input
Patient's Birth Date	(0010,0030)	RIS or Input or calculated from (0010,1010)
Patient's Sex	(0010,0040)	RIS or Input
Other Patient Ids	(0010,1000)	RIS or Input
Other Patient Names	(0010,1001)	RIS or Input
Patient's Age	(0010,1010)	Calculated from (0010,0030) or Input
Patient's Size	(0010,1020)	RIS or Input
Patient's Weight	(0010,1030)	RIS or Input
Military Rank	(0010,1080)	RIS or Input
Ethnic Group	(0010,2160)	RIS or Input
Additional Patient history	(0010,21B0)	RIS or Input or empty
Patient Comments	(0010,4000)	Input
Body Part examined	(0018,0015)	BREAST
Scan Options	(0018,0022)	Number of Projections
Slice Thickness	(0018,0050)	In mm
KVP	(0018,0060)	Peak kilo voltage output of the X-Ray generator used – average over all projections of the related tomo scan
Device Serial Number	(0018,1000)	
Software Version	(0018,1020)	<VERSION>
Protocol Name	(0018,1030)	Procedure Name
Distance Source to Detector	(0018,1110)	Copied from Projections
Distance Source to Patient	(0018,1111)	Copied from Projections
Exposure Time	(0018,1150)	Accumulated over projections
X-Ray Tube Current (mA)	(0018,1151)	Average of projections
Exposure (mAs)	(0018,1152)	Accumulated over projections
Exposure (μAs)	(0018,1153)	Accumulated over projections
Filter Type	(0018,1160)	STRIP
Focal Spot	(0018,1190)	0.3
Anode Target Material	(0018,1191)	TUNGSTEN or MOLYBDENUM
Body Part Thickness	(0018,11A0)	
Compression Force	(0018,11A2)	
Convolution Kernel	(0018,1210)	String describing the RPG contents
Positioner Primary Angle	(0018,1510)	
Detector ID	(0018,700A)	
Filter Material	(0018,7050)	MOLYBDENUM or RHODIUM
SISOD Distance to Isocenter	(0018,9402)	
Private Creator	(0019,00xx)	SIEMENS MED SP DXMG WH AWS 1
Reconstruction Parameter Group Name	(0019,xx10)	Reconstruction Parameter Group Name
Study Instance UID	(0020,000D)	Created
Series Instance UID	(0020,000E)	Created
Study ID	(0020,0010)	
Series Number	(0020,0011)	Starting with 1
Acquisition number	(0020,0012)	Starting with 1
Instance Number	(0020,0013)	Starting with 0

Attribute Name	Tag	Notes
Image Position Patient	(0020,0032)	according to view
Image Orientation Patient	(0020,0037)	According to view
Frame of Reference UID	(0020,0052)	created
Image Laterality	(0020,0062)	R, L or B
Images in Acquisition	(0020,1002)	26
Position Reference Indicator	(0020,1040)	Empty
Slice Location	(0020,1041)	Relative position of the image plane expressed in mm starting with 0 on first slide.
Image Comments	(0020,4000)	Input
Samples per Pixel	(0028,0002)	1
Photometric Interpretation	(0028,0004)	MONOCHROME2
Rows	(0028,0010)	Depending on Reconstruction
Columns	(0028,0011)	Depending on Reconstruction
Pixel Spacing	(0028,0030)	0,085/0,085
Bits Allocated	(0028,0100)	16
Bits Stored	(0028,0101)	12
High Bit	(0028,0102)	11
Pixel Representation	(0028,0103)	0
Pixel Padding Value	(0028,0120)	0
Quality Control Image	(0028,0300)	YES or NO
Burned in annotation	(0028,0301)	NO
Window Center	(0028,1050)	
Window Width	(0028,1051)	
Rescale Intercept	(0028,1052)	0
Rescale Slope	(0028,1053)	1
Rescale Type	(0028,1054)	US
Window Center and Width Explanation	(0028,1055)	Linear LUT
Lossy Image Compression	(0028,2110)	00
Private Creator	(0029,00xx)	SIEMENS MEDCOM HEADER
Attributes according to A.4.1		
Requested Procedure Description	(0032,1060)	RIS or empty
Performed Procedure Step Start Date	(0040,0244)	Supplied, even if MPPS SOP class is not supported
Performed Procedure Step Start Time	(0040,0245)	Supplied, even if MPPS SOP class is not supported
Performed Procedure Step ID	(0040,0253)	Supplied, even if MPPS SOP class is not supported
Performed Procedure Step Description	(0040,0254)	
Request Attribute Sequence	(0040,0275)	RIS or Input or empty
> Requested Procedure ID	(0040,1001)	RIS or Input or empty
> Scheduled Procedure Step ID	(0040, 0009)	RIS or empty
> Scheduled Procedure Step Description	(0040, 0009)	RIS or empty
> Scheduled Protocol Code Sequence	(0040, 0008)	RIS or empty
>> Code Value	(0008,0100)	RIS or empty
>> Coding Scheme Designator	(0008,0102)	RIS or empty
>> Coding Scheme Version	(0008,0103)	RIS or empty
>> Code Meaning	(0008,0104)	RIS or empty
> Reason for the Requested Procedure Code Sequence	(0040,100A)	Supplied by Procedure Purpose
>> Code Value	(0008,0100)	R-42453 or R-408C3
>> Coding Scheme Designator	(0008,0102)	SRT
>> Coding Scheme Version	(0008,0103)	1

Attribute Name	Tag	Notes
>> Code Meaning	(0008,0104)	Screening or Diagnostic
Organ Dose (dGy)	(0040,0316)	
Entrance Dose in mGy	(0040,8302)	
Private Creator	(0051,0010)	SIEMENS MED SP DXMG WH AWS 1
Image Position (Tomo)	(0051,xx32)	Center position of the first pixel in mm in the tomo equipment coordinate system (x, y, z). x/y plane = detector plane Right handed cartesian. Origin in detector center X-axis is increasing towards chestwall. Z-axis is increasing from detector plane towards isocenter x: $\text{ProjectionColumns}/2 * 0.085 - \text{SliceColumns} * \text{VoxelSize}$ y: $\text{SliceRows}/2 * \text{VoxelSize}$ x: slice distance from table starting with 0 (from the bottom);
Image Orientation (Tomo)	(0051,xx37)	
Projection Series Instance UID	(0051,xx50)	
Primary Positioner Scan Arc	(0051,xx60)	
Secondary Positioner Scan Arc	(0051,xx61)	
Primary Positioner Scan Start Angle	(0051,xx62)	
Secondary Positioner Scan Start Angle	(0051,xx63)	
Primary Positioner Increment	(0051,xx64)	
Secondary Positioner Increment	(0051,xx65)	
View Code Sequence	(0054,0220)	
> Code Value	(0008,0100)	
> Coding Scheme Designator	(0008,0102)	
> Code Meaning	(0008,0104)	
>View Modifier Code Sequence	(0054,0222)	
>> Code Value	(0008,0100)	
>> Coding Scheme Designator	(0008,0102)	
>> Code Meaning	(0008,0104)	
Private Creator	(0055,00xx)	SIEMENS MED SP DXMG WH AWS 1
Projection View Display String	(0055,xx01)	Display Name of Projection View
Pixel Data	(7FE0,0010)	

A.3 Key Object Selection

Correction of images will be documented in Key Object Selections with Document Title valued (113037, DCM, "Rejected for Patient Safety Reasons").

Bad images will be documented with Key Object Selection with the Document Title valued (113001,DCM, "Rejected for Quality Reasons").

Both objects use the Template TID 2010. The creation of KOS objects is configurable.

A.4 Siemens Standard Extended Modules

IE	Module	Reference	Usage	Note
Image	MEDCOM Header	A.4.1	U	private syngo information
	MEDCOM OOG	A.4.2	U	if object graphics is attached to image

A.4.1 MEDCOM Header Module

The table in this section contains private IOD Attributes that describe MEDCOM Header:

Attribute Name	Tag	Owner	Type	Notes
MedCom Header Type	(0029,xx08)	SIEMENS MEDCOM HEADER	1C	MedCom Header identification characteristics. Defined Terms: MEDCOM 1 (Required if MedCom Header Info (0029,xx10) present.)
MedCom Header Version	(0029,xx09)	SIEMENS MEDCOM HEADER	2C	Version of MedCom Header Info (0029,xx10) format. (Required if MEDCOM Header Info (0029,xx10) present.)
MedCom Header Info	(0029,xx10)	SIEMENS MEDCOM HEADER	3	Manufacturer model dependent information. The value of the attribute MedCom Header Info (0029,xx10) can be build up in each user defined format.
MedCom History Information	(0029,xx20)	SIEMENS MEDCOM HEADER	3	MedCom defined Patient Registration history information. See A.2.3.1.
PMTF Information 1	(0029,xx31)	SIEMENS MEDCOM HEADER	3	Transformation Information
PMTF Information 2	(0029,xx32)	SIEMENS MEDCOM HEADER	3	Transformation Information
PMTF Information 3	(0029,xx33)	SIEMENS MEDCOM HEADER	3	Transformation Information
PMTF Information 4	(0029,xx34)	SIEMENS MEDCOM HEADER	3	Transformation Information
PMTF Information 5	(0029,xx35)	SIEMENS MEDCOM HEADER	3	Transformation Information
Application Header Sequence	(0029,xx40)	SIEMENS MEDCOM HEADER	3	Sequence of Application Header items. Zero or more items are possible.
>Application Header Type	(0029,xx41)	SIEMENS MEDCOM HEADER	1C	Application Header identification characteristics. Required, if Sequence is sent.
>Application Header ID	(0029,xx42)	SIEMENS MEDCOM HEADER	3	Identification of an application header
>Application Header Version	(0029,xx43)	SIEMENS MEDCOM HEADER	3	Version of CSA Series Header Info (0029,xx44) format.
>Application Header Info	(0029,xx44)	SIEMENS MEDCOM HEADER	3	Application dependent information.
Workflow Control Flags	(0029,xx50)	SIEMENS MEDCOM HEADER	3	Eight free definable flags.
Archive Management Flag Keep Online	(0029,xx51)	SIEMENS MEDCOM HEADER	3	Flag to control remote archive management system to keep the image always online (also when already archived). Enumerated Values: 00 = remote control not required 01 = keep image online
Archive Management Flag Do Not Archive	(0029,xx52)	SIEMENS MEDCOM HEADER	3	Flag to control remote archive management system not to archive the related image. Enumerated Values: 00 = remote control not required 01 = don't archive image
Image Location Status	(0029,xx53)	SIEMENS MEDCOM HEADER	3	Image location status to control retrieving. Defined Terms: ONLINE = retrieving has to be done as usual, NEARLINE = move request to SCP and delay according to value of Estimated Retrieve Time (0029,xx54), OFFLINE = invoking a retrieve operation initiates an operator request, INVALID = invoking a retrieve

				operation would always result in an error.
Estimated Retrieve Time	(0029,xx54)	SIEMENS MEDCOM HEADER	3	Estimated retrieve time in seconds. A value less than zero (< 0) indicates location is OFFLINE or INVALID.
Data Size of Retrieved Images	(0029,xx55)	SIEMENS MEDCOM HEADER	3	Data size of images in MByte.

A.4.1.1 MEDCOM History Information

The value of the attribute MEDCOM History Information (0029,xx20) is defined in the following way:

Part	Name	Type	Bytes	Notes
header	Identifier	String	32	Always "CSA HISTORY"
	Version	String	32	e.g. "V1.10"
n Items	Class Name	String	64	
	Modification String	String	1024	

A.4.2 MEDCOM OOG Module

The table in this section contains private IOD Attributes that describe MEDCOM Object Oriented Graphics (OOG). This module is used whenever object graphics is drawn on the image and need to be stored as graphic object properties. Given the condition that the module contents was not removed by other modalities, the graphic objects remain re-animatable if such an image was transferred and is then retrieved back

Attribute Name	Tag	Owner	Type	Notes
MedCom OOG Type	(0029,xx08)	SIEMENS MEDCOM OOG	1	MEDCOM Object Oriented Graphics (OOG) identification characteristics. Defined Terms: MEDCOM OOG 1 MEDCOM OOG 2
MedCom OOG Version	(0029,xx09)	SIEMENS MEDCOM OOG	3	Version of MEDCOM OOG Info (0029,xx10) format.
MedCom OOG Info	(0029,xx10)	SIEMENS MEDCOM OOG	3	MEDCOM Object Oriented Graphics (OOG) data.

The graphics objects are also fully drawn in the Image Overlay Plane for compatibility with other products, which do not support the MedCom OOG module. Any system not supporting the MedCom OOG module shall remove the OOG module and its contents when modifying the image overlay plane content.

A.5 Registry of DICOM Data Elements

Tag	Private Owner Code	Name	VR	VM
(0029,xx08)	SIEMENS MEDCOM HEADER	MedCom Header Type	CS	1
(0029,xx09)	SIEMENS MEDCOM HEADER	MedCom Header Version	LO	1
(0029,xx10)	SIEMENS MEDCOM HEADER	MedCom Header Info	OB	1
(0029,xx20)	SIEMENS MEDCOM HEADER	MedCom History Information	OB	1
(0029,xx40)	SIEMENS MEDCOM HEADER	Application Header Sequence	SQ	1
(0029,xx41)	SIEMENS MEDCOM HEADER	Application Header Type	CS	1
(0029,xx42)	SIEMENS MEDCOM HEADER	Application Header ID	LO	1
(0029,xx43)	SIEMENS MEDCOM HEADER	Application Header Version	LO	1
(0029,xx44)	SIEMENS MEDCOM HEADER	Application Header Info	OB	1
(0029,xx50)	SIEMENS MEDCOM HEADER	Workflow Control Flags	LO	8
(0029,xx51)	SIEMENS MEDCOM HEADER	Arch. Management Flag Keep Online	CS	1

(0029,xx52)	SIEMENS MEDCOM HEADER	Arch. Mgmnt Flag Do Not Archive	CS	1
(0029,xx53)	SIEMENS MEDCOM HEADER	Image Location Status	CS	1
(0029,xx54)	SIEMENS MEDCOM HEADER	Estimated Retrieve Time	DS	1
(0029,xx55)	SIEMENS MEDCOM HEADER	Data Size of Retrieved Images	DS	1

A.6 Standard Extensions of all SOP Classes

The following tables list the data dictionary of all DICOM IOD attributes where WHAWS extends the DICOM standard definitions:

Attribute Name	Tag	Private Creator	Type	Notes
Image Type	(0008,0008)	-	1	see A.6.1 additional Defined Terms: Defined Terms for value 3: OTHER Defined Terms for value 4: LEFT RIGHT BOTH

All SOP classes may contain additional type 3 attributes which DICOM standard defines in a different DICOM IOD or DICOM SOP class (attributes from Normalized SOP classes).

This is the case for example for

- Rescale Slope (0028,1053)
 - Rescale Intercept (0028,1052)
- which are also used in the MR IOD.

A.6.1 Image Type

The Image Type (0008,0008) attribute identifies important image identification characteristics. These characteristics are:

1. Pixel Data Characteristics:
 - is the image an ORIGINAL Image; an image whose pixel values are based on original or source data, or
 - is the image a DERIVED Image; an image whose pixel values have been derived in some manner from the pixel value of one or more other images.
2. Patient Examination Characteristics:
 - is the image a PRIMARY Image; an image created as a direct result of the Patient examination, or
 - is the image a SECONDARY Image; an image created after the initial Patient examination.
3. Modality Specific Characteristics (SOP Specific Characteristics).
4. Implementation specific identifiers; other implementation specific identifiers shall be documented in an implementation's conformance claim.

The Image Type attribute is multi-valued and shall be provided in the following manner:

- Value 1 shall identify the Pixel Data Characteristics; Enumerated Values for the Pixel Data Characteristics are:
 - ORIGINAL = identifies an Original Image
 - DERIVED = identifies a Derived Image

- Value 2 shall identify the Patient Examination Characteristics; Enumerated Values for the Patient Examination Characteristics are:
 - PRIMARY = identifies a Primary Image
 - SECONDARY = identifies a Secondary Image
- Value 3 shall identify any Image IOD specific specialization, the following terms are defined in addition to the DICOM standard definitions:
 - OTHER = is also used for converted non-Axial and non-Localizer CT images
 - MPR = for 3D MPR images
 - PROJECTION IMAGE = for 3D MIP and SSD images
 - TOMO = reconstructed CT Slices
 - TOMO_PROJ = Tomosynthesis Projection Images
 - TOMO_2D = derived Tomosynthesis 2D
 - STEREO = Stereo Images
- Value 4 which are implementation specific, the following terms are defined in addition to the DICOM standard definitions:
 - original *syngo* generated data set types:
 - LEFT = used to indicate left breast
 - RIGHT = used to indicate right breast
 - BOTH = used to indicate both breasts

A.7 DICOM Print SCU – detailed status displays

The following tables document the behavior of the WH AWS DICOM Print AE in response to messages received for the printer SOP class and the print job SOP class.

Definitions of camera symbols:

- Idle: Camera is installed and ready; idle icon is displayed.
- Interact: The user has to react in near future, but not immediately.
Example: A camera was low in 8x10 clear sheets: LOW 8x10 CLR was sent by N-EVENT-REPORT.
- Queue Stopped: The user has to react immediately. Either the camera needs immediate interaction or a job has been aborted.
Example: A camera is out of 8x10 clear sheets, or camera is down, or a film job is aborted.

Note: different camera symbols are displayed according to the Printer Status Info.

The Printer Status (Success, Warning, Failure) is not evaluated, since the Printer Status Info is much more detailed and allows a more appropriate reaction of the system.

A.7.1 Common Status Information

“Common Status Info evaluation”

Printer Status Info/ Execution Status Info	Description	Message string visible in 'Status Bar'	Other action for UI/ 'camera symbol'
---	-------------	---	---

Printer Status Info/ Execution Status Info	Description	Message string visible in 'Status Bar'	Other action for UI/ 'camera symbol'
NORMAL	Camera is ready	Camera is ready	<None>/idle
BAD RECEIVE MGZ	There is a problem with the film receive magazine. Films from the printer cannot be transported into the magazine.	Problem with receive magazine.	<None>/interact
BAD SUPPLY MGZ	There is a problem with the film supply magazine. Films from this magazine cannot be transported into the printer.	Problem with supply magazine.	<None>/interact
CALIBRATING	Printer is performing self calibration, it is expected to be available for normal operation shortly.	Self calibration. Please wait.	<None>/idle
CALIBRATION ERR	An error in the printer calibration has been detected, quality of processed films may not be optimal.	Problem in calibration. Film quality may not be optimal.	<None>/interact
CHECK CHEMISTRY	A problem with the processor chemicals has been detected, quality of processed films may not be optimal.	Problem with chemistry. Film quality may not be optimal.	<None>/interact
CHECK SORTER	There is an error in the film sorter	Error in film sorter.	<None>/interact
CHEMICALS EMPTY	There are no processing chemicals in the processor, films will not be printed and processed until the processor is back to normal.	Camera chemistry empty. Please check.	<None>/interact
CHEMICALS LOW	The chemical level in the processor is low, if not corrected, it will probably shut down soon.	Camera chemistry low. Please check.	<None>/interact
COVER OPEN	One or more printer or processor covers, drawers, doors are open.	Camera cover, drawer or door open.	<None>/interact
ELEC CONFIG ERR	Printer configured improperly for this job.	Camera configured improperly for this job. Queue stopped.	Queue for this camera will be STOPPED/ Queue stopped
ELEC DOWN	Printer is not operating due to some unspecified electrical hardware problem.	Camera electrical hardware Problem.	<None>/interact
ELEC SW ERROR	Printer not operating for some unspecified software error.	Camera software problem. Queue stopped.	Queue for this camera will be STOPPED/ Queue stopped
EMPTY 8x10	The 8x10 inch film supply magazine is empty.	8x10 film supply empty.	<None>/interact
EMPTY 8x10 BLUE	The 8x10 inch blue film supply magazine is empty.	8x10 blue film supply empty.	<None>/interact
EMPTY 8x10 CLR	The 8x10 inch clear film supply magazine is empty.	8x10 clear film supply empty.	<None>/interact
EMPTY 8x10 PAPR	The 8x10 inch paper supply magazine is empty.	8x10 paper supply empty.	<None>/interact
EMPTY 10x12	The 10x12 inch film supply magazine is empty.	10x12 film supply empty.	<None>/interact
EMPTY 10x12 BLUE	The 10x12 inch blue film supply magazine is empty.	10x12 blue film supply empty.	<None>/interact
EMPTY 10x12 CLR	The 10x12 inch clear film supply magazine is empty.	10x12 clear film supply empty.	<None>/interact
EMPTY 10x12 PAPR	The 10x12 inch paper supply magazine is empty.	10x12 paper supply empty.	<None>/interact
EMPTY 10x14	The 10x14 inch film supply magazine is empty.	10x14 film supply empty.	<None>/interact
EMPTY 10x14 BLUE	The 10x14 inch blue film supply magazine is empty.	10x14 blue film supply empty.	<None>/interact
EMPTY 10x14 CLR	The 10x14 inch clear film supply magazine is empty.	10x14 clear film supply empty.	<None>/interact
EMPTY 10x14 PAPR	The 10x14 inch paper supply magazine is empty.	10x14 paper supply empty.	<None>/interact
EMPTY 11x14	The 11x14 inch film supply magazine is empty.	11x14 film supply empty.	<None>/interact
EMPTY 11x14 BLUE	The 11x14 inch blue film supply magazine is empty.	11x14 blue film supply empty.	<None>/interact
EMPTY 11x14 CLR	The 11x14 inch clear film supply magazine is empty.	11x14 clear film supply empty.	<None>/interact
EMPTY 11x14 PAPR	The 11x14 inch paper supply magazine is empty.	11x14 paper supply empty.	<None>/interact

Printer Status Info/ Execution Status Info	Description	Message string visible in 'Status Bar'	Other action for UI/ 'camera symbol'
EMPTY 14x14	The 14x14 inch film supply magazine is empty.	14x14 film supply empty.	<None>/interact
EMPTY 14x14 BLUE	The 14x14 inch blue film supply magazine is empty.	14x14 blue film supply empty.	<None>/interact
EMPTY 14x14 CLR	The 14x14 inch clear film supply magazine is empty.	14x14 clear film supply empty.	<None>/interact
EMPTY 14x14 PAPR	The 14x14 inch paper supply magazine is empty.	14x14 paper supply empty.	<None>/interact
EMPTY 14x17	The 14x17 inch film supply magazine is empty.	14x17 film supply empty.	<None>/interact
EMPTY 14x17 BLUE	The 14x17 inch blue film supply magazine is empty.	14x17 blue film supply empty.	<None>/interact
EMPTY 14x17 CLR	The 14x17 inch clear film supply magazine is empty.	14x17 clear film supply empty.	<None>/interact
EMPTY 14x17 PAPR	The 14x17 inch paper supply magazine is empty.	14x17 paper supply empty.	<None>/interact
EMPTY 24x24	The 24x24 inch film supply magazine is empty.	24x24 film supply empty.	<None>/interact
EMPTY 24x24 BLUE	The 24x24 inch blue film supply magazine is empty.	24x24 blue film supply empty.	<None>/interact
EMPTY 24x24 CLR	The 24x24 inch clear film supply magazine is empty.	24x24 clear film supply empty.	<None>/interact
EMPTY 24x24 PAPR	The 24x24 inch paper supply magazine is empty.	24x24 paper supply empty.	<None>/interact
EMPTY 24x30	The 24x30 inch film supply magazine is empty.	24x30 film supply empty.	<None>/interact
EMPTY 24x30 BLUE	The 24x30 inch blue film supply magazine is empty.	24x30 blue film supply empty.	<None>/interact
EMPTY 24x30 CLR	The 24x30 inch clear film supply magazine is empty.	24x30 clear film supply empty.	<None>/interact
EMPTY 24x30 PAPR	The 24x30 inch paper supply magazine is empty.	24x30 paper supply empty.	<None>/interact
EMPTY A4 PAPR	The A4 paper supply magazine is empty.	A4 paper supply empty.	<None>/interact
EMPTY A4 TRANS	The A4 transparency supply magazine is empty.	A4 transparency supply empty.	<None>/interact
EXPOSURE FAILURE	The exposure device has failed due to some unspecified reason.	Exposure device has failed.	<None>/interact
FILM JAM	A film transport error has occurred and a film is jammed in the printer or processor.	Film jam.	<None>/interact
FILM TRANSP ERR	There is a malfunction with the film transport, there may or may not be a film jam.	Film transport problem.	<None>/interact
FINISHER EMPTY	The finisher is empty.	Finisher is empty.	<None>/interact
FINISHER ERROR	The finisher is not operating due to some unspecified reason	Finisher problem.	<None>/interact
FINISHER LOW	The finisher is low on supplies.	Finisher low.	<None>/interact
LOW 8x10	The 8x10 inch film supply magazine is low.	8x10 film supply low.	<None>/interact
LOW 8x10 BLUE	The 8x10 inch blue film supply magazine is low.	8x10 blue film supply low.	<None>/interact
LOW 8x10 CLR	The 8x10 inch clear film supply magazine is low.	8x10 clear film supply low.	<None>/interact
LOW 8x10 PAPR	The 8x10 inch paper supply magazine is low.	8x10 paper supply low.	<None>/interact
LOW 10x12	The 10x12 inch film supply magazine is low.	10x12 film supply low.	<None>/interact
LOW 10x12 BLUE	The 10x12 inch blue film supply magazine is low.	10x12 blue film supply low.	<None>/interact
LOW 10x12 CLR	The 10x12 inch clear film supply magazine is low.	10x12 clear film supply low.	<None>/interact
LOW 10x12 PAPR	The 10x12 inch paper supply magazine is low.	10x12 paper supply low.	<None>/interact
LOW 10x14	The 10x14 inch film supply magazine is low.	10x14 film supply low.	<None>/interact
LOW 10x14 BLUE	The 10x14 inch blue film supply magazine is low.	10x14 blue film supply low.	<None>/interact

Printer Status Info/ Execution Status Info	Description	Message string visible in 'Status Bar'	Other action for UI/ 'camera symbol'
LOW 10x14 CLR	The 10x14 inch clear film supply magazine is low.	10x14 clear film supply low.	<None>/interact
LOW 10x14 PAPR	The 10x14 inch paper supply magazine is low.	10x14 paper supply low.	<None>/interact
LOW 11x14	The 11x14 inch film supply magazine is low.	11x14 film supply low.	<None>/interact
LOW 11x14 BLUE	The 11x14 inch blue film supply magazine is low.	11x14 blue film supply low.	<None>/interact
LOW 11x14 CLR	The 11x14 inch clear film supply magazine is low.	11x14 clear film supply low.	<None>/interact
LOW 11x14 PAPR	The 11x14 inch paper supply magazine is low.	11x14 paper supply low.	<None>/interact
LOW 14x14	The 14x14 inch film supply magazine is low.	14x14 film supply low.	<None>/interact
LOW 14x14 BLUE	The 14x14 inch blue film supply magazine is low.	14x14 blue film supply low.	<None>/interact
LOW 14x14 CLR	The 14x14 inch clear film supply magazine is low.	14x14 clear film supply low.	<None>/interact
LOW 14x14 PAPR	The 14x14 inch paper supply magazine is low.	14x14 paper supply low.	<None>/interact
LOW 14x17	The 14x17 inch film supply magazine is low.	14x17 film supply low.	<None>/interact
LOW 14x17 BLUE	The 14x17 inch blue film supply magazine is low.	14x17 blue film supply low.	<None>/interact
LOW 14x17 CLR	The 14x17 inch clear film supply magazine is low.	14x17 clear film supply low.	<None>/interact
LOW 14x17 PAPR	The 14x17 inch paper supply magazine is low.	14x17 paper supply low.	<None>/interact
LOW 24x24	The 24x24 inch film supply magazine is low.	24x24 film supply low.	<None>/interact
LOW 24x24 BLUE	The 24x24 inch blue film supply magazine is low.	24x24 blue film supply low.	<None>/interact
LOW 24x24 CLR	The 24x24 inch clear film supply magazine is low.	24x24 clear film supply low.	<None>/interact
LOW 24x24 PAPR	The 24x24 inch paper supply magazine is low.	24x24 paper supply low.	<None>/interact
LOW 24x30	The 24x30 inch film supply magazine is low.	24x30 film supply low.	<None>/interact
LOW 24x30 BLUE	The 24x30 inch blue film supply magazine is low.	24x30 blue film supply low.	<None>/interact
LOW 24x30 CLR	The 24x30 inch clear film supply magazine is low.	24x30 clear film supply low.	<None>/interact
LOW 24x30 PAPR	The 24x30 inch paper supply magazine is low.	24x30 paper supply low.	<None>/interact
LOW A4 PAPR	The A4 paper supply magazine is low.	A4 paper supply low.	<None>/interact
LOW A4 TRANS	The A4 transparency supply magazine is low.	A4 transparency supply low.	<None>/interact
NO RECEIVE MGZ	The film receive magazine is not available.	Film receiver not available.	<None>/interact
NO RIBBON	The ribbon cartridge needs to be replaced.	Replace ribbon cartridge.	<None>/interact
NO SUPPLY MGZ	The film supply magazine is not available.	Film supply not available.	<None>/interact
CHECK PRINTER	The printer is not ready at this time, operator intervention is required to make the printer available.	Check camera.	<None>/interact
CHECK PROC	The processor is not ready at this time, operator intervention is required to make the printer available.	Check processor.	<None>/interact
PRINTER DOWN	The printer is not operating due to some unspecified reason.	Camera down.	<None>/interact
PRINTER INIT	The printer is not ready at this time, it is expected to become available without intervention. For example, it may be in a normal warm-up state.	Camera initializing.	<None>/Idle
PRINTER OFFLINE	The printer has been disabled by an operator or service person.	Camera off-line.	<None>/interact
PROC DOWN	The processor is not operating due to some unspecified reason.	Processor down.	<None>/interact

Printer Status Info/ Execution Status Info	Description	Message string visible in 'Status Bar'	Other action for UI/ 'camera symbol'
PROC INIT	The processor is not ready at this time, it is expected to become available without intervention. For example, it may be in a normal warm-up state.	Processor initializing.	<None>/Idle
PROC OVERFLOW FL	Processor chemicals are approaching the overflow full mark.	Processor chemicals near overflow.	<None>/interact
PROC OVERFLOW HI	Processor chemicals have reached the overflow full mark.	Processor chemicals overflow.	<None>/interact
QUEUED	Print job in Queue	--	<None>/Idle
RECEIVER FULL	The film receive magazine is full.	Receiver full.	<None>/interact
REQ MED NOT INST	The requested film, paper, or other media supply magazine is installed in the printer, but may be available with operator intervention.	Install media supply.	<None>/interact
REQ MED NOT AVAI	The requested film, paper, or other media requested is not available on this printer.	Media supply not available on this camera. Queue stopped. Change camera.	Queue for this camera will be STOPPED/ Queue stopped
RIBBON ERROR	There is an unspecified problem with the print ribbon.	Error with print ribbon.	<None>/interact
SUPPLY EMPTY	The printer is out of film.	Camera out of film.	<None>/interact
SUPPLY LOW	The film supply is low.	Film supply low.	<None>/interact
UNKNOWN	There is an unspecified problem.	Unspecified problem with camera.	<None>/interact

A.7.2 Additional Status Information – AGFA printers

“Additional Agfa printer Status Info evaluation”

Printer Status Info/ Execution Status Info	Description	Message string visible in 'Status Bar'	Other action for UI/ 'camera symbol'
WARMING UP	Printer is in the warm-up stage. Spooling of print jobs to disk is still possible.	Camera is warming up.	<None>/idle
OFFLINE	OFFLINE Printer is switched off-line. Spooling of print jobs to disk is still possible.	Camera is switched off-line.	<None>/interact
NONE	General printer warning, no specific information is available. Spooling of print jobs to disk is still possible.	--	<None>/idle

A.7.3 Additional Status Information – Kodak PACS Link (formerly Imation)

“Additional Kodak PACS Link (Imation) printer Status Info evaluation”

Printer Status Info/ Execution Status Info	Description	Message string visible in 'Status Bar'	Other action for UI/ 'camera symbol'
SUPPLY MGZ ERR	The supply magazine has an error.	Film supply has an error.	<None>/interact

LOAD XLA4-CVTRANS	Load XLA4-Size transparencies.	Load XLA4-Size transparencies.	<None>/interact
LOAD XLW-SIZE	Load XLW-Size media.	Load XLW-Size media.	<None>/interact
LOAD XLW-DVPAPER	Load XLW-Size black and white paper.	Load XLW-Size black and white paper.	<None>/interact
LOAD XLW-CVPAPER	Load XLW-Size color paper.	Load XLW-Size color paper.	<None>/interact
LOAD 8X10-SIZE	Load 8x10 media.	Load 8x10 media.	<None>/interact
LOAD 8X10-DVFILM	Load XLW-Size black and white film.	Load XLW-Size black and white film.	<None>/interact
SUPPLY MISSING	The film supply magazine specified for	Film supply not available.	<None>/interact

	this job is not available.		
RIBBON MISSING	Ribbon is missing.	Ribbon is missing.	<None>/interact
RIBBON EMPTY	Ribbon is empty.	Ribbon is empty.	<None>/interact
TOP COVER OPEN	Top cover of printer is open.	Top cover of camera is open.	<None>/interact

A.7.4 Additional DICOM Execution Status Information

"Additional DICOM Execution Status Info evaluation"

Printer Status Info/ Execution Status Info	Description	Message string visible in 'Status Bar'	Other action for UI/ 'camera symbol'
INVALID PAGE DES	The specified page layout cannot be printed or other page description errors have been detected.	Film Job cannot be printed on this camera. Queue stopped. Please redirect film job.	Queue for this camera will be STOPPED/ Queue stopped
INSUFFICIENT MEMORY	There is not enough memory available to complete this job.	Not enough memory available in camera. Queue stopped. Please continue queue or change camera.	Queue for this camera will be STOPPED/ Queue stopped
NONE	General printer warning, no specific information is available. Spooling of print jobs to disk is still possible.	--	<None>/Idle