

SIEMENS

syngo[®] MULTIMODALITY WORKPLACE 2015A VE61A

SY

DICOM Conformance Statement

© Siemens AG 2015
All rights reserved

Global Siemens Headquarters,
Siemens AG , Wittelsbacherplatz 2, 80333 Muenchen, Germany

Global Siemens Healthcare Headquarters
Siemens AG, Healthcare, Henkestrasse 127, 91052 Erlangen, Germany
Phone: +49 9131 84-0
www.siemens.com/healthcare
Printed in the Federal Republic of Germany

syngo[®] is a registered trademark of Siemens AG.

Table of Contents

1	Introduction	5
1.1	Overview	5
1.2	Scope and Field	5
1.3	Audience	5
1.4	Remarks	5
1.5	Definitions, Terms and Abbreviations	5
1.6	References	6
1.7	Structure	6
2	Implementation Model Verification	7
2.1	Application Data Flow Diagram	7
2.2	Functional Definitions of Applications	7
2.3	Sequencing of Real-World Activities	7
3	Application Entity Specification Verification	8
3.1	Verification AE Specification	8
3.1.1	Association Establishment Policies	8
3.1.2	Association Initiation Policy	8
3.1.3	Association Acceptance Policy	9
4	Implementation Model Storage	10
4.1	Application Data Flow Diagram	10
4.2	Functional Definitions of Application Entities	10
4.3	Sequencing of Real-World Activities	10
5	Application Entity Specification Storage	11
5.1	Storage AEs Specification	11
5.1.1	Association Establishment Policies	13
5.1.2	Association Initiation Policy	14
5.1.3	Association Acceptance Policy	22
6	Implementation Model Storage Commitment	36
6.1	Application Data Flow Diagram	36
6.2	Functional Definitions of Application Entities	36
6.3	Sequencing of real World Activities	37
7	AE Specification Storage Commitment	38
7.1	Storage Commitment AE Specification	38
7.1.1	Association Establishment Policies	38
7.1.2	Association Initiation Policy	39

7.1.3	Association Acceptance Policy	40
8	Implementation Model Query / Retrieve	43
8.1	Application Data Flow Diagram	43
8.2	Functional Definitions of Application Entities	44
8.3	Sequencing of Real-World Activities	44
9	Application Entity Specification Query/Retrieve	45
9.1	Query/Retrieve Service AEs Specification	45
9.1.1	Association Establishment Policies	46
9.1.2	Association Initiation Policy	46
9.1.3	Association Acceptance Policy	55
10	Implementation Model Print	66
10.1	Application Data Flow Diagram	66
10.2	Functional Definition of Application Entities	66
10.3	Sequencing of Real-World Activities	66
11	Application Entity Specification Print	67
11.1	Print Management AE Specification	67
11.1.1	Association Establishment Policies	67
11.1.2	Association Initiation Policy	68
11.1.3	Association Acceptance Policy	75
12	Communication Profiles	76
12.1	Supported Communication Stacks	76
12.1.1	TCP/IP Stack	76
13	Extensions / Specializations / Privatizations	77
13.1.1	Standard Extended / Specialized / Private SOPs	77
13.1.2	Private Transfer Syntaxes	77
14	Configuration	77
14.1	AE Title/Presentation Address Mapping	77
14.1.1	DICOM Verification	77
14.1.2	DICOM Storage AE Title	77
14.1.3	DICOM Query/Retrieve AE Title	77
14.1.4	DICOM Print AE Title	77
14.2	Configurable Parameters	78
14.2.1	Storage, Storage Commitment and Query/Retrieve	78
14.2.2	Print	78
14.3	Default Parameters	79
15	Support of Extended Character Sets	80
	Media Storage Conformance Statement	84
1	Introduction	85
1.1	Purpose	85
1.2	Scope	85
1.3	Definitions, Abbreviations	85
1.3.1	Definitions	85
1.3.2	Abbreviations	85

1.4	References	86
1.5	Remarks	86
2	<i>Implementation Model</i>	87
2.1	Application Data Flow Diagram	87
2.2	Functional Definitions of AEs	87
2.3	Sequencing of Real-World Activities	87
2.4	File Meta Information Options	88
3	<i>AE Specifications</i>	88
3.1	DICOM Archive Specification	88
3.1.1	File Meta Information for the Application Entity	88
3.1.2	Real-World Activities for this Application Entity	88
4	<i>Augmented and Private Profiles</i>	92
4.1	Augmented Application Profiles	92
4.1.1	AUG-GEN-CD	92
4.1.2	AUG-CTMR-xxxxx	92
4.1.3	AUG-XA1K-CD	92
4.2	syngo private offline Media Application Profile	92
4.2.1	Class and Profile Identification	93
4.2.2	Clinical Context	93
4.2.3	PRI-SYNGO Profiles	94
5	<i>Extensions, Specialization and Privatization of SOP Classes and Transfer Syntaxes</i>	108
5.1	SOP Specific Conformance Statement for Basic Directory	108
5.1.1	Extension, Specialization for SIEMENS Non-Image Objects	108
6	<i>Configuration</i>	108
6.1	AE Title Mapping	108
6.1.1	DICOM Media Storage AE Title	108
7	<i>Support of Extended Character Sets</i>	108

1 Introduction

1.1 Overview

The Conformance Statement describes the DICOM interface for the Siemens *syngo* MULTIMODALITY WORKPLACE in terms of part 2 of [DICOM].

This introduction describes the application's implemented DICOM functionality in general terms.

1.2 Scope and Field

The *syngo* MULTIMODALITY WORKPLACE is a "*syngo*[®]" Imaging Modality or workstation. The *syngo* MULTIMODALITY WORKPLACE is designed to be integrated into an environment of medical DICOM-based devices. The *syngo* MULTIMODALITY WORKPLACE DICOM network implementation acts as SCU for the DICOM Storage, Storage Commitment and Query/Retrieve services and as SCU for the DICOM Print. Verification is supported in SCU (only via Service environment) and SCP role. Furthermore the handling of CD, DVD and BD-R offline media is supported as a FSC, FSU and FSR.

1.3 Audience

This document is intended for hospital staff, health system integrators, software designers or implementers. It is assumed that the reader has a working understanding of DICOM.

1.4 Remarks

DICOM, by itself, does not guarantee interoperability. However, the Conformance Statement facilitates a first-level validation for interoperability between different applications supporting the same DICOM functionality as SCU and SCP, respectively.

This Conformance Statement is not intended to replace validation with other DICOM equipment to ensure proper exchange of information intended.

The scope of this Conformance Statement is to facilitate communication with Siemens and other vendors' Medical equipment. The Conformance Statement should be read and understood in conjunction with the DICOM 3.0 Standard [DICOM]. However, by itself it is not guaranteed to ensure the desired interoperability and a successful interconnectivity.

The user should be aware of the following important issues:

- The comparison of different conformance statements is the first step towards assessing interconnectivity between Siemens and non-Siemens equipment.
- Test procedures should be defined and tests should be performed by the user to validate the connectivity desired. DICOM itself and the conformance parts do not specify this.
- The standard will evolve to meet the users' future requirements. Siemens is actively involved in developing the standard further and therefore reserves the right to make changes to its products or to discontinue its delivery.
- Siemens reserves the right to modify the design and specifications contained herein without prior notice. Please contact your local Siemens representative for the most recent product information.

1.5 Definitions, Terms and Abbreviations

Definitions, terms and abbreviations used in this document are defined within the different parts of the DICOM standard.

Additional Abbreviations and terms are as follows:

ACR	American College of Radiology
AE	DICOM Application Entity
ASCII	American Standard Code for Information Interchange
BD/BD-R	Blu Ray Disk/Blu Ray Disk Recordable
CSE	Customer Service Engineer
DB	Database
DCS	DICOM Conformance Statement
DSA	Digital Subtraction Angiography
IOD	DICOM Information Object Definition
ISO	International Standard Organization
syngo MULTIMODALITY WORKPLACE	Multimodality-Workstation
NEMA	National Electrical Manufacturers Association
• Optional Key Attribute	
PDU	DICOM Protocol Data Unit
R	Required Key Attribute
RIS	Radiology Information System
RWA	Real-World Activity
SCU	DICOM Service Class User (DICOM client)
SCP	DICOM Service Class Provider (DICOM server)
SOP	DICOM Service-Object Pair
U	Unique Key Attribute
UTF-16	Unicode Transformation Format-16 (used internally by Microsoft Windows)

1.6 References

[DICOM] Digital Imaging and Communications in Medicine (DICOM), NEMA PS 3.1-3.18, 2011^a

1.7 Structure

This Conformance Statement is subdivided into multiple Parts, which relate to individual documents needed to declare Conformance according to the requirements of "Part 2 - Conformance" of the DICOM Standard.

Those parts are:

- - "Network Conformance Statement" for Network related Services
 - • Storage - User
 - • Storage Commitment - User
 - • Query/Retrieve - User
 - • Basic Grayscale/Color Print - User
- - A privately defined "Media Conformance Statement"
- - and the "Offline Media Conformance Statement" to support local archive media.
- - A general Appendix.

^a The DICOM Standard is under continuous maintenance,
The current official version is available at <http://dicom.nema.org>

2 Implementation Model Verification

The *syngo* MULTIMODALITY WORKPLACE DICOM Service Tool application requests Verification to verify the ability of a foreign DICOM application on a remote node to respond to DICOM messages.

Responding to Verification requests from remote nodes is handled by the Storage SCP application.

2.1 Application Data Flow Diagram

The *syngo* MULTIMODALITY WORKPLACE DICOM network implementation acts as SCU for the C-ECHO DICOM network service. The product target Operating System is Microsoft Windows 7 Ultimate x64 SP1.

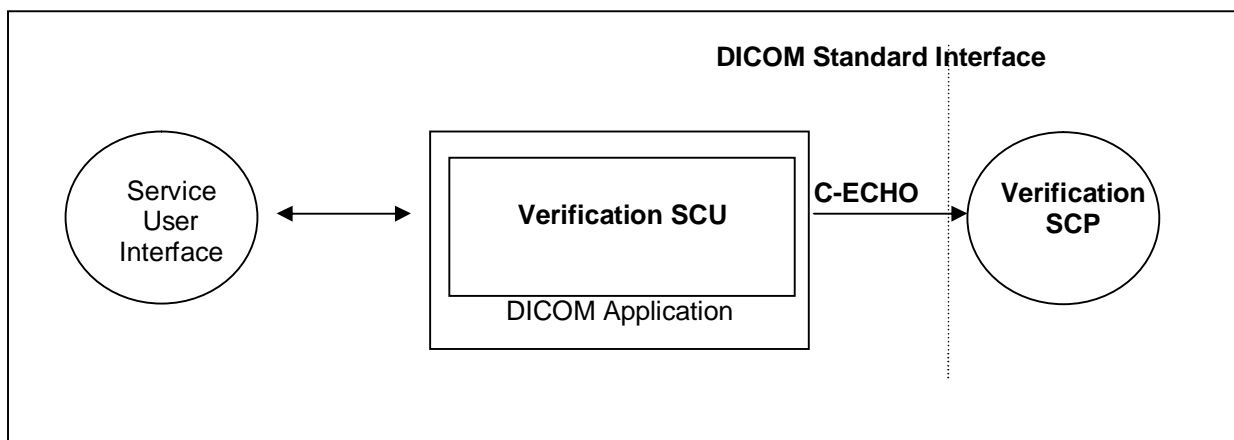


Figure 1: Application Data Flow Diagram - Verification SCU

2.2 Functional Definitions of Applications

The *syngo* MULTIMODALITY WORKPLACE DICOM Service Tool application opens an association when a “verification” of a remote application is requested during a configuration session. This can be done when entering new data for remote application configuration or to verify existing configuration data.

2.3 Sequencing of Real-World Activities

Newly entered data have to be saved first, before a “verification” of these data is possible.

3 Application Entity Specification Verification

3.1 Verification AE Specification

3.1.1 Association Establishment Policies

3.1.1.1 General

The *syngo* MULTIMODALITY WORKPLACE DICOM Service Tool application attempts to open an association for verification request whenever the “verification” function is activated during network configuration of a remote DICOM application.

3.1.1.2 Number of Associations

The *syngo* MULTIMODALITY WORKPLACE DICOM Service Tool application initiates one association at a time to request verification.

3.1.1.3 Asynchronous Nature

The *syngo* MULTIMODALITY WORKPLACE DICOM software does not support asynchronous communication (multiple outstanding transactions over a single association).

3.1.1.4 Implementation Identifying Information

Implementation Class UID	1.3.12.2.1107.5.99.2
Implementation Version Name	“SIEMENS_MMWPVE61”

3.1.2 Association Initiation Policy

The *syngo* MULTIMODALITY WORKPLACE DICOM Service Tool application attempts to initiate a new association for

- DIMSE C-ECHO service operations.

3.1.2.1 Associated Real-World Activity - Verification

3.1.2.1.1 Associated Real-World Activity – Request Verification “verification”

The associated Real-World activity is a C-ECHO request initiated by Service and Configuration SW environment whenever a “verification” is requested. If an association to a remote Application Entity is successfully established, Verification with the configured AET is requested via the open association. If the C-ECHO Response from the remote Application contains a status other than “Success” this will be indicated in the service environment and the association is closed.

3.1.2.1.2 Proposed Presentation Contexts

The syngo MULTIMODALITY WORKPLACE DICOM application will propose Presentation Contexts as shown in the following table:

Presentation Context Table – Verification SCU					
Abstract Syntax		Transfer Syntax		Role	Extended Negotiation
Name	UID	Name List	UID List		
Verification	1.2.840.10008.1.1	Implicit VR Little Endian Explicit VR Little Endian Explicit VR Big Endian	1.2.840.10008.1.2 1.2.840.10008.1.2.1 1.2.840.10008.1.2.2	SCU	None

3.1.2.1.3 SOP Specific Conformance – Verification SCU

The Application conforms to the definitions of the Verification SCU in accordance to the DICOM Standard.

3.1.3 Association Acceptance Policy

The Verification SCP is part of the Storage SCP – see section 5.1.3.

4 Implementation Model Storage

The syngo MULTIMODALITY WORKPLACE DICOM Application Entity both originates associations for Storage of DICOM Composite Information Objects in Remote Application Entities and accepts association requests for Storage from Remote Application Entities.

4.1 Application Data Flow Diagram

The syngo MULTIMODALITY WORKPLACE DICOM network implementation acts as SCU and SCP for the C-STORE DICOM network service and as SCP for the C-ECHO DICOM network service. The product target Operating System is Microsoft Windows 7 Ultimate x64 SP1.

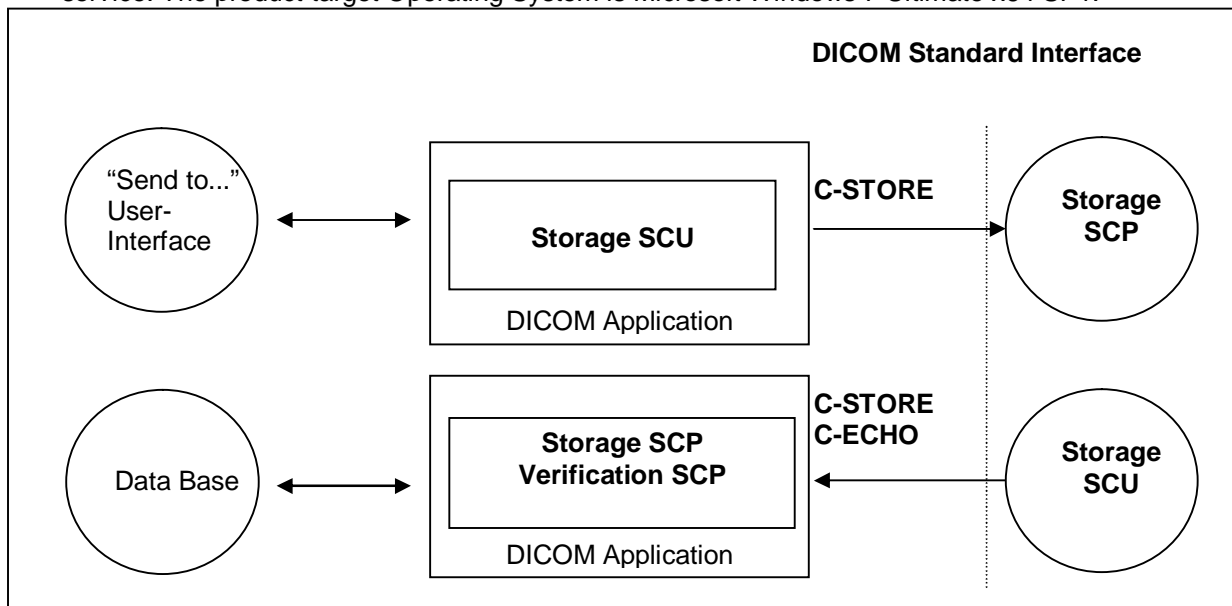


Figure 2: Application Data Flow Diagram – Storage SCU/SCP

4.2 Functional Definitions of Application Entities

The Storage SCU is invoked by the job control interface that is responsible for processing network archival tasks. The job consists of data describing the composite image objects selected for storage and the destination. An association is negotiated with the destination application entity and the image data is transferred using the C-STORE DIMSE-Service. Status of the transfer is reported to the job control interface.

The Storage SCP component of the syngo MULTIMODALITY WORKPLACE DICOM application is operating as background server process. It is existing when the machine is powered on and waits for Storage association requests. Upon accepting an association with a negotiated Presentation Context it starts to receive the Composite Image Objects and imports them to local database. Verification requests will be processed and responded by Storage SCP component too.

4.3 Sequencing of Real-World Activities

not applicable

5 Application Entity Specification Storage

5.1 Storage AEs Specification

The SYNGO MULTIMODALITY WORKPLACE Storage service class user/service class provider applications use one AE when initiating/receiving associations to/from remote DICOM nodes.

SIEMENS SYNGO MULTIMODALITY WORKPLACE DICOM products provide Standard Conformance to the following DICOM V3.0 SOP Classes as an SCU:

SOP Class Name	SOP Class UID
Computed R adiography Image Storage	1.2.840.10008.5.1.4.1.1.1
Computed T omography Image Storage	1.2.840.10008.5.1.4.1.1.2
Enhanced Computed T omography Image Storage	1.2.840.10008.5.1.4.1.1.2.1
D igital X -Ray Image Storage – for Processing	1.2.840.10008.5.1.4.1.1.1.1
D igital X -Ray Image Storage – for Presentation	1.2.840.10008.5.1.4.1.1.1.1
Digital I ntra- o ral X -Ray Image Storage – for Presentation	1.2.840.10008.5.1.4.1.1.1.3.1
Digital I ntra- o ral X -Ray Image Storage – for Presentation	1.2.840.10008.5.1.4.1.1.1.3
M agnetic R esonance Image Storage	1.2.840.10008.5.1.4.1.1.4
Enhanced M agnetic R esonance Image Storage	1.2.840.10008.5.1.4.1.1.4.1
M agnetic R esonance Spectroscopy Storage	1.2.840.10008.5.1.4.1.1.4.2
Enhanced M agnetic R esonance Colored Storage	1.2.840.10008.5.1.4.1.1.4.3
G rayscale S oftCopy P resentation S tate Storage	1.2.840.10008.5.1.4.1.1.11.1
B reast T omosynthesis Image Storage	1.2.840.10008.5.1.4.1.1.13.1.3
N uclear M edicine Image Storage	1.2.840.10008.5.1.4.1.1.20
P ET Image Storage	1.2.840.10008.5.1.4.1.1.128
R adio T herapy S tructure S et Storage	1.2.840.10008.5.1.4.1.1.481.3
R adio T herapy D ose Storage	1.2.840.10008.5.1.4.1.1.481.2
R adio T herapy I mage Storage	1.2.840.10008.5.1.4.1.1.481.1
R adio T herapy P lan Storage	1.2.840.10008.5.1.4.1.1.481.5
R adio T herapy Ion P lan Storage	1.2.840.10008.5.1.4.1.1.481.8
R adio T herapy Ion B eams T reatment R ecord Storage	1.2.840.10008.5.1.4.1.1.481.9
R adio T herapy B rachy T reatment R ecord Storage	1.2.840.10008.5.1.4.1.1.481.6
R adio T herapy T reatment S ummary R ecord Storage	1.2.840.10008.5.1.4.1.1.481.7

Secondary Capture Image Storage	1.2.840.10008.5.1.4.1.1.7
Multi-frame Single Bit Secondary Capture Image Storage	1.2.840.10008.5.1.4.1.1.7.1
Multi-frame Grayscale Byte Secondary Capture Image Storage	1.2.840.10008.5.1.4.1.1.7.2
Multi-frame Grayscale Word Secondary Capture Image Storage	1.2.840.10008.5.1.4.1.1.7.3
Multi-frame True Color Secondary Capture Image Storage	1.2.840.10008.5.1.4.1.1.7.4
UltraSound Multi-Frame Image Storage	1.2.840.10008.5.1.4.1.1.3.1
UltraSound Image Storage	1.2.840.10008.5.1.4.1.1.6.1
X-Ray Angiographic Image Storage	1.2.840.10008.5.1.4.1.1.12.1
X-Ray RadioFluoroscopic Image Storage	1.2.840.10008.5.1.4.1.1.12.2
12-lead ECG Waveform Storage	1.2.840.10008.5.1.4.1.1.9.1.1
Ambulatory ECG Waveform Storage	1.2.840.10008.5.1.4.1.1.9.1.3
Basic Voice Audio Waveform Storage	1.2.840.10008.5.1.4.1.1.9.4.1
Cardiac Electrophysiology Waveform Storage	1.2.840.10008.5.1.4.1.1.9.3.1
General ECG Waveform Storage	1.2.840.10008.5.1.4.1.1.9.1.2
Hemodynamic Waveform Storage	1.2.840.10008.5.1.4.1.1.9.2.1
RAW Data Storage	1.2.840.10008.5.1.4.1.1.66
Spatial Registration Storage	1.2.840.10008.5.1.4.1.1.66.1
Spatial Fiducials Storage	1.2.840.10008.5.1.4.1.1.66.2
Segmentation Storage	1.2.840.10008.5.1.4.1.1.66.4
Surface Segmentation Storage	1.2.840.10008.5.1.4.1.1.66.5
Basic Text SR	1.2.840.10008.5.1.4.1.1.88.11
Enhanced SR	1.2.840.10008.5.1.4.1.1.88.22
Comprehensive SR	1.2.840.10008.5.1.4.1.1.88.33
Procedure Log	1.2.840.10008.5.1.4.1.1.88.40
Mammography CAD SR	1.2.840.10008.5.1.4.1.1.88.50
Key Object Selection Document	1.2.840.10008.5.1.4.1.1.88.59
Chest CAD SR	1.2.840.10008.5.1.4.1.1.88.65
X-Ray Radiation Dose SR	1.2.840.10008.5.1.4.1.1.88.67
Encapsulated PDF	1.2.840.10008.5.1.4.1.1.104.1

SIEMENS SYNGO MULTIMODALITY WORKPLACE DICOM products provide Private Conformance to the following DICOM V3.0 conform private SOP Classes as an SCU:

SOP Class Name	SOP Class UID
CSA Non-Image Storage	1.3.12.2.1107.5.9.1

Note: In addition to the above SOP classe UIDs the following DICOM SOP Class UIDs are supported by our database. These SOP class UIDs cannot be received, transferred, imported and exported.

- RT Beams Delivery Instruction Storage - 1.2.840.10008.5.1.4.34.1
- Unified Procedure Step DICOM object - 1.2.840.10008.5.1.4.34.4.1

5.1.1 Association Establishment Policies

5.1.1.1 General

The existence of a job queue entry with network destination or an internal trigger from processing a retrieve request will activate the DICOM Storage Application. An association request is sent to the destination AE and upon successful negotiation of a Presentation Context the transfer is started.

The default PDU size used will be 515KB.

5.1.1.2 Number of Associations

The SYNGO MULTIMODALITY WORKPLACE DICOM application initiates several associations at a time, one for each destination to which a transfer request is being processed in the active job queue list.

The SYNGO MULTIMODALITY WORKPLACE DICOM application is able to accept multiple associations at a time. It can handle up to 10 associations in parallel.

The number of Simultaneous DICOM associations can be configured via the Service-UI. The dialog can be found in Configuration / DICOM / General.

5.1.1.3 Asynchronous Nature

The syngo DICOM software supports asynchronous communication (multiple outstanding transactions over a single association).

syngo supports sending/receiving of the DICOM objects in asynchronous mode during network transfers. The asynchronous mode allows the user to specify a window size i.e Max Operations Invoked and Max Operations Performed for both SCU and SCP. The window size defines, the number of request messages can be sent/received over an association before a response message is required to be received.

Note: As this is optional configuration, the asynchronous communication configuration features can be enabled through the service UI in Configuration / DICOM / General for the local machine, and in DICOM/Network Nodes page for Remote machines.

5.1.1.4 Implementation Identifying Information

Implementation Class UID	1.3.12.2.1107.5.99.2
Implementation Version Name	"SIEMENS_MMWPVE61"

5.1.2 Association Initiation Policy

If a job with network destination gets active in the job list or a retrieve sub-operation is processed the *syngo* MULTIMODALITY WORKPLACE DICOM application attempts to initiate a new association for

- DIMSE C-STORE service operations.

5.1.2.1 Associated Real-World Activity - Send

5.1.2.1.1 Associated Real-World Activity – Send Image Objects to a Network Destination

The associated Real-World activity is a C-STORE request initiated by an internal daemon process triggered by a job with network destination or the processing of an external C-MOVE retrieve request. If the process successfully establishes an association to a remote Application Entity, it will transfer each image one after another via the open association. If the C-STORE Response from the remote Application contains a status other than "Success" or "Warning", the association is aborted.

5.1.2.1.2 Proposed Presentation Context – Send Images

The *syngo* MULTIMODALITY WORKPLACE DICOM application will propose Presentation Contexts as shown in the following table:

Presentation Context Table					
Abstract Syntax		Transfer Syntax		Role	Ext. Neg.
Name	UID	Name List	UID List		
Computed Radiography Image	1.2.840.10008.5.1.4.1.1.1	JPEG Lossy Extended *1 (Process 2 & 4)	1.2.840.10008.1.2.4.51	SCU	None
		JPEG Lossless, Process 14 (selection value 1)	1.2.840.10008.1.2.4.70		
		JPEG Lossy Baseline (Process 1) *1	1.2.840.10008.1.2.4.50		
		Explicit VR Little Endian	1.2.840.10008.1.2.1		
		Explicit VR Big Endian	1.2.840.10008.1.2.2		
		Implicit VR Little Endian	1.2.840.10008.1.2		
		RLE *2	1.2.840.10008.1.2.5		
		JPEG LOSSLESS LS *2	1.2.840.10008.1.2.4.80		

Presentation Context Table					
Abstract Syntax		Transfer Syntax		Role	Ext. Neg.
Name	UID	Name List	UID List		
Computed Tomography Image	1.2.840.10008.5.1.4.1.1.2	JPEG Lossy Extended *1 (Process 2 & 4) JPEG Lossless, Process 14 (selection value 1) JPEG Lossy Baseline (Process 1) *1 Explicit VR Little Endian Explicit VR Big Endian Implicit VR Little Endian RLE *2 JPEG LOSSLESS LS *2	1.2.840.10008.1.2.4.51 1.2.840.10008.1.2.4.70 1.2.840.10008.1.2.4.50 1.2.840.10008.1.2.1 1.2.840.10008.1.2.2 1.2.840.10008.1.2 1.2.840.10008.1.2.5 1.2.840.10008.1.2.4.80	SCU	None
Enhanced Computed Tomography Image	1.2.840.10008.5.1.4.1.1.2.1	JPEG Lossy Extended *1 (Process 2 & 4) JPEG Lossless, Process 14 (selection value 1) JPEG Lossy Baseline (Process 1) *1 Explicit VR Little Endian Explicit VR Big Endian Implicit VR Little Endian RLE *2 JPEG LOSSLESS LS *2	1.2.840.10008.1.2.4.51 1.2.840.10008.1.2.4.70 1.2.840.10008.1.2.4.50 1.2.840.10008.1.2.1 1.2.840.10008.1.2.2 1.2.840.10008.1.2 1.2.840.10008.1.2.5 1.2.840.10008.1.2.4.80	SCU	None
Digital X-Ray Image for processing	1.2.840.10008.5.1.4.1.1.1.1	JPEG Lossy Extended *1 (Process 2 & 4) JPEG Lossless, Process 14 (selection value 1) JPEG Lossy Baseline (Process 1) *1 Explicit VR Little Endian Explicit VR Big Endian Implicit VR Little Endian RLE *2 JPEG LOSSLESS LS *2	1.2.840.10008.1.2.4.51 1.2.840.10008.1.2.4.70 1.2.840.10008.1.2.4.50 1.2.840.10008.1.2.1 1.2.840.10008.1.2.2 1.2.840.10008.1.2 1.2.840.10008.1.2.5 1.2.840.10008.1.2.4.80	SCU	None
Digital X-Ray Image for presentation	1.2.840.10008.5.1.4.1.1.1.1	JPEG Lossy Extended *1 (Process 2 & 4) JPEG Lossless, Process 14 (selection value 1) JPEG Lossy Baseline (Process 1) *1 Explicit VR Little Endian Explicit VR Big Endian Implicit VR Little Endian RLE *2 JPEG LOSSLESS LS *2	1.2.840.10008.1.2.4.51 1.2.840.10008.1.2.4.70 1.2.840.10008.1.2.4.50 1.2.840.10008.1.2.1 1.2.840.10008.1.2.2 1.2.840.10008.1.2 1.2.840.10008.1.2.5 1.2.840.10008.1.2.4.80	SCU	None
Digital Intra-oral X-Ray Image for processing	1.2.840.10008.5.1.4.1.1.1.3.1	JPEG Lossy Extended *1 (Process 2 & 4) JPEG Lossless, Process 14 (selection value 1) JPEG Lossy Baseline (Process 1) *1 Explicit VR Little Endian Explicit VR Big Endian Implicit VR Little Endian RLE *2 JPEG LOSSLESS LS *2	1.2.840.10008.1.2.4.51 1.2.840.10008.1.2.4.70 1.2.840.10008.1.2.4.50 1.2.840.10008.1.2.1 1.2.840.10008.1.2.2 1.2.840.10008.1.2 1.2.840.10008.1.2.5 1.2.840.10008.1.2.4.80	SCU	None
Digital Intra-oral X-Ray Image for presentation	1.2.840.10008.5.1.4.1.1.1.3	JPEG Lossy Extended *1 (Process 2 & 4) JPEG Lossless, Process 14 (selection value 1) JPEG Lossy Baseline (Process 1) *1 Explicit VR Little Endian Explicit VR Big Endian Implicit VR Little Endian RLE *2 JPEG LOSSLESS LS *2	1.2.840.10008.1.2.4.51 1.2.840.10008.1.2.4.70 1.2.840.10008.1.2.4.50 1.2.840.10008.1.2.1 1.2.840.10008.1.2.2 1.2.840.10008.1.2 1.2.840.10008.1.2.5 1.2.840.10008.1.2.4.80	SCU	None

Presentation Context Table					
Abstract Syntax		Transfer Syntax		Role	Ext. Neg.
Name	UID	Name List	UID List		
Magnetic Resonance Image	1.2.840.10008.5.1.4.1.1.4	JPEG Lossy Extended *1 (Process 2 & 4) JPEG Lossless, Process 14 (selection value 1) JPEG Lossy Baseline (Process 1) *1 Explicit VR Little Endian Explicit VR Big Endian Implicit VR Little Endian RLE *2 JPEG LOSSLESS LS *2	1.2.840.10008.1.2.4.51 1.2.840.10008.1.2.4.70 1.2.840.10008.1.2.4.50 1.2.840.10008.1.2.1 1.2.840.10008.1.2.2 1.2.840.10008.1.2 1.2.840.10008.1.2.5 1.2.840.10008.1.2.4.80	SCU	None
Enhanced Magnetic Resonance Image	1.2.840.10008.5.1.4.1.1.4.1	JPEG Lossy Extended *1 (Process 2 & 4) JPEG Lossless, Process 14 (selection value 1) JPEG Lossy Baseline (Process 1) *1 Explicit VR Little Endian Explicit VR Big Endian Implicit VR Little Endian RLE *2 JPEG LOSSLESS LS *2	1.2.840.10008.1.2.4.51 1.2.840.10008.1.2.4.70 1.2.840.10008.1.2.4.50 1.2.840.10008.1.2.1 1.2.840.10008.1.2.2 1.2.840.10008.1.2 1.2.840.10008.1.2.5 1.2.840.10008.1.2.4.80	SCU	None
Magnetic Resonance Spectroscopy Storage	1.2.840.10008.5.1.4.1.1.4.2	Explicit VR Little Endian Explicit VR Big Endian Implicit VR Little Endian	1.2.840.10008.1.2.1 1.2.840.10008.1.2.2 1.2.840.10008.1.2	SCU	None
Enhanced Magnetic Resonance Colored Image	1.2.840.10008.5.1.4.1.1.4.3	JPEG Lossy Extended *1 (Process 2 & 4) JPEG Lossless, Process 14 (selection value 1) JPEG Lossy Baseline (Process 1) *1 Explicit VR Little Endian Explicit VR Big Endian Implicit VR Little Endian RLE *2 JPEG LOSSLESS LS *2	1.2.840.10008.1.2.4.51 1.2.840.10008.1.2.4.70 1.2.840.10008.1.2.4.50 1.2.840.10008.1.2.1 1.2.840.10008.1.2.2 1.2.840.10008.1.2 1.2.840.10008.1.2.5 1.2.840.10008.1.2.4.80	SCU	None
Grayscale Softcopy Presentation State Storage	1.2.840.10008.5.1.4.1.1.11.1	Explicit VR Little Endian Explicit VR Big Endian Implicit VR Little Endian	1.2.840.10008.1.2.1 1.2.840.10008.1.2.2 1.2.840.10008.1.2	SCU	None
Breast Tomosynthesis Image Storage	1.2.840.10008.5.1.4.1.1.13.1.3	JPEG Lossy Extended *1 (Process 2 & 4) JPEG Lossless, Process 14 (selection value 1) JPEG Lossy Baseline (Process 1) *1 Explicit VR Little Endian Explicit VR Big Endian Implicit VR Little Endian RLE *2 JPEG LOSSLESS LS *2	1.2.840.10008.1.2.4.51 1.2.840.10008.1.2.4.70 1.2.840.10008.1.2.4.50 1.2.840.10008.1.2.1 1.2.840.10008.1.2.2 1.2.840.10008.1.2 1.2.840.10008.1.2.5 1.2.840.10008.1.2.4.80	SCU	None
Nuclear Medicine Image	1.2.840.10008.5.1.4.1.1.20	JPEG Lossy Extended *1 (Process 2 & 4) JPEG Lossless, Process 14 (selection value 1) JPEG Lossy Baseline (Process 1) *1 Explicit VR Little Endian Explicit VR Big Endian Implicit VR Little Endian RLE *2 JPEG LOSSLESS LS *2	1.2.840.10008.1.2.4.51 1.2.840.10008.1.2.4.70 1.2.840.10008.1.2.4.50 1.2.840.10008.1.2.1 1.2.840.10008.1.2.2 1.2.840.10008.1.2 1.2.840.10008.1.2.5 1.2.840.10008.1.2.4.80	SCU	None

Presentation Context Table					
Abstract Syntax		Transfer Syntax		Role	Ext. Neg.
Name	UID	Name List	UID List		
PET Image	1.2.840.10008.5.1.4.1.1.128	JPEG Lossy Extended *1 (Process 2 & 4) JPEG Lossless, Process 14 (selection value 1) JPEG Lossy Baseline (Process 1) *1 Explicit VR Little Endian Explicit VR Big Endian Implicit VR Little Endian RLE *2 JPEG LOSSLESS LS *2	1.2.840.10008.1.2.4.51 1.2.840.10008.1.2.4.70 1.2.840.10008.1.2.4.50 1.2.840.10008.1.2.1 1.2.840.10008.1.2.2 1.2.840.10008.1.2 1.2.840.10008.1.2.5 1.2.840.10008.1.2.4.80	SCU	None
RT Structure Set	1.2.840.10008.5.1.4.1.1.481.3	Explicit VR Little Endian Explicit VR Big Endian Implicit VR Little Endian	1.2.840.10008.1.2.1 1.2.840.10008.1.2.2 1.2.840.10008.1.2	SCU	None
RT Dose	1.2.840.10008.5.1.4.1.1.481.2	JPEG Lossy Extended *1 (Process 2 & 4) JPEG Lossless, Process 14 (selection value 1) JPEG Lossy Baseline (Process 1) *1 Explicit VR Little Endian Explicit VR Big Endian Implicit VR Little Endian RLE *2 JPEG LOSSLESS LS *2	1.2.840.10008.1.2.4.51 1.2.840.10008.1.2.4.70 1.2.840.10008.1.2.4.50 1.2.840.10008.1.2.1 1.2.840.10008.1.2.2 1.2.840.10008.1.2 1.2.840.10008.1.2.5 1.2.840.10008.1.2.4.80	SCU	None
RT Image	1.2.840.10008.5.1.4.1.1.481.1	JPEG Lossy Extended *1 (Process 2 & 4) JPEG Lossless, Process 14 (selection value 1) JPEG Lossy Baseline (Process 1) *1 Explicit VR Little Endian Explicit VR Big Endian Implicit VR Little Endian RLE *2 JPEG LOSSLESS LS *2	1.2.840.10008.1.2.4.51 1.2.840.10008.1.2.4.70 1.2.840.10008.1.2.4.50 1.2.840.10008.1.2.1 1.2.840.10008.1.2.2 1.2.840.10008.1.2 1.2.840.10008.1.2.5 1.2.840.10008.1.2.4.80	SCU	None
RT Plan	1.2.840.10008.5.1.4.1.1.481.5	Explicit VR Little Endian Explicit VR Big Endian Implicit VR Little Endian	1.2.840.10008.1.2.1 1.2.840.10008.1.2.2 1.2.840.10008.1.2	SCU	None
RT Beams Treatment Record	1.2.840.10008.5.1.4.1.1.481.4	Explicit VR Little Endian Explicit VR Big Endian Implicit VR Little Endian	1.2.840.10008.1.2.1 1.2.840.10008.1.2.2 1.2.840.10008.1.2	SCU	None
RT Brachy Treatment Record	1.2.840.10008.5.1.4.1.1.481.6	Explicit VR Little Endian Explicit VR Big Endian Implicit VR Little Endian	1.2.840.10008.1.2.1 1.2.840.10008.1.2.2 1.2.840.10008.1.2	SCU	None
RT Treatment Summary Record	1.2.840.10008.5.1.4.1.1.481.7	Explicit VR Little Endian Explicit VR Big Endian Implicit VR Little Endian	1.2.840.10008.1.2.1 1.2.840.10008.1.2.2 1.2.840.10008.1.2	SCU	None
RT Ion Plan	1.2.840.10008.5.1.4.1.1.481.8	Explicit VR Little Endian Explicit VR Big Endian Implicit VR Little Endian	1.2.840.10008.1.2.1 1.2.840.10008.1.2.2 1.2.840.10008.1.2	SCU	None
RT Ion Beams Treatment Record	1.2.840.10008.5.1.4.1.1.481.9	Explicit VR Little Endian Explicit VR Big Endian Implicit VR Little Endian	1.2.840.10008.1.2.1 1.2.840.10008.1.2.2 1.2.840.10008.1.2	SCU	None

Presentation Context Table					
Abstract Syntax		Transfer Syntax		Role	Ext. Neg.
Name	UID	Name List	UID List		
Secondary Capture Image	1.2.840.10008.5.1.4.1.1.7	JPEG Lossy Extended *1 (Process 2 & 4) JPEG Lossless, Process 14 (selection value 1) JPEG Lossy Baseline (Process 1) *1 Explicit VR Little Endian Explicit VR Big Endian Implicit VR Little Endian RLE *2 JPEG LOSSLESS LS *2	1.2.840.10008.1.2.4.51 1.2.840.10008.1.2.4.70 1.2.840.10008.1.2.4.50 1.2.840.10008.1.2.1 1.2.840.10008.1.2.2 1.2.840.10008.1.2 1.2.840.10008.1.2.5 1.2.840.10008.1.2.4.80	SCU	None
Multi-frame Single Bit Secondary Capture Image	1.2.840.10008.5.1.4.1.1.7.1	JPEG Lossy Extended *1 (Process 2 & 4) JPEG Lossless, Process 14 (selection value 1) JPEG Lossy Baseline (Process 1) *1 Explicit VR Little Endian Explicit VR Big Endian Implicit VR Little Endian RLE *2 JPEG LOSSLESS LS *2	1.2.840.10008.1.2.4.51 1.2.840.10008.1.2.4.70 1.2.840.10008.1.2.4.50 1.2.840.10008.1.2.1 1.2.840.10008.1.2.2 1.2.840.10008.1.2 1.2.840.10008.1.2.5 1.2.840.10008.1.2.4.80	SCU	None
Multi-frame Grayscale Byte Secondary Capture Image	1.2.840.10008.5.1.4.1.1.7.2	JPEG Lossy Extended *1 (Process 2 & 4) JPEG Lossless, Process 14 (selection value 1) JPEG Lossy Baseline (Process 1) *1 Explicit VR Little Endian Explicit VR Big Endian Implicit VR Little Endian RLE *2 JPEG LOSSLESS LS *2	1.2.840.10008.1.2.4.51 1.2.840.10008.1.2.4.70 1.2.840.10008.1.2.4.50 1.2.840.10008.1.2.1 1.2.840.10008.1.2.2 1.2.840.10008.1.2 1.2.840.10008.1.2.5 1.2.840.10008.1.2.4.80	SCU	None
Multi-frame Grayscale Word Secondary Capture Image	1.2.840.10008.5.1.4.1.1.7.3	JPEG Lossy Extended *1 (Process 2 & 4) JPEG Lossless, Process 14 (selection value 1) JPEG Lossy Baseline (Process 1) *1 Explicit VR Little Endian Explicit VR Big Endian Implicit VR Little Endian RLE *2 JPEG LOSSLESS LS *2	1.2.840.10008.1.2.4.51 1.2.840.10008.1.2.4.70 1.2.840.10008.1.2.4.50 1.2.840.10008.1.2.1 1.2.840.10008.1.2.2 1.2.840.10008.1.2 1.2.840.10008.1.2.5 1.2.840.10008.1.2.4.80	SCU	None
Multi-frame True Color Secondary Capture Image	1.2.840.10008.5.1.4.1.1.7.4	JPEG Lossy Extended *1 (Process 2 & 4) JPEG Lossless, Process 14 (selection value 1) JPEG Lossy Baseline (Process 1) *1 Explicit VR Little Endian Explicit VR Big Endian Implicit VR Little Endian RLE *2 JPEG LOSSLESS LS *2	1.2.840.10008.1.2.4.51 1.2.840.10008.1.2.4.70 1.2.840.10008.1.2.4.50 1.2.840.10008.1.2.1 1.2.840.10008.1.2.2 1.2.840.10008.1.2 1.2.840.10008.1.2.5 1.2.840.10008.1.2.4.80	SCU	None

Presentation Context Table					
Abstract Syntax		Transfer Syntax		Role	Ext. Neg.
Name	UID	Name List	UID List		
Ultra-Sound Multi-Frame Image	1.2.840.10008.5.1.4.1.1.3.1	JPEG Lossy Extended *1 (Process 2 & 4) JPEG Lossless, Process 14 (selection value 1) JPEG Lossy Baseline (Process 1) *1 Explicit VR Little Endian Explicit VR Big Endian Implicit VR Little Endian RLE *2 JPEG LOSSLESS LS *2	1.2.840.10008.1.2.4.51 1.2.840.10008.1.2.4.70 1.2.840.10008.1.2.4.50 1.2.840.10008.1.2.1 1.2.840.10008.1.2.2 1.2.840.10008.1.2 1.2.840.10008.1.2.5 1.2.840.10008.1.2.4.80	SCU	None
Ultra-Sound Image	1.2.840.10008.5.1.4.1.1.6.1	JPEG Lossy Extended *1 (Process 2 & 4) JPEG Lossless, Process 14 (selection value 1) JPEG Lossy Baseline (Process 1) *1 Explicit VR Little Endian Explicit VR Big Endian Implicit VR Little Endian RLE *2 JPEG LOSSLESS LS *2	1.2.840.10008.1.2.4.51 1.2.840.10008.1.2.4.70 1.2.840.10008.1.2.4.50 1.2.840.10008.1.2.1 1.2.840.10008.1.2.2 1.2.840.10008.1.2 1.2.840.10008.1.2.5 1.2.840.10008.1.2.4.80	SCU	None
X-Ray Angiographic Image	1.2.840.10008.5.1.4.1.1.12.1	JPEG Lossy Extended *1 (Process 2 & 4) JPEG Lossless, Process 14 (selection value 1) JPEG Lossy Baseline (Process 1) *1 Explicit VR Little Endian Explicit VR Big Endian Implicit VR Little Endian RLE *2 JPEG LOSSLESS LS *2	1.2.840.10008.1.2.4.51 1.2.840.10008.1.2.4.70 1.2.840.10008.1.2.4.50 1.2.840.10008.1.2.1 1.2.840.10008.1.2.2 1.2.840.10008.1.2 1.2.840.10008.1.2.5 1.2.840.10008.1.2.4.80	SCU	None
X-Ray RadioFluoroscopic Image	1.2.840.10008.5.1.4.1.1.12.2	JPEG Lossy Extended *1 (Process 2 & 4) JPEG Lossless, Process 14 (selection value 1) JPEG Lossy Baseline (Process 1) *1 Explicit VR Little Endian Explicit VR Big Endian Implicit VR Little Endian RLE *2 JPEG LOSSLESS LS *2	1.2.840.10008.1.2.4.51 1.2.840.10008.1.2.4.70 1.2.840.10008.1.2.4.50 1.2.840.10008.1.2.1 1.2.840.10008.1.2.2 1.2.840.10008.1.2 1.2.840.10008.1.2.5 1.2.840.10008.1.2.4.80	SCU	None
Waveform	1.2.840.10008.5.1.4.1.1.9.1.1	Explicit VR Little Endian Explicit VR Big Endian Implicit VR Little Endian	1.2.840.10008.1.2.1 1.2.840.10008.1.2.2 1.2.840.10008.1.2	SCU	None
Waveform 12-Lead ECG Object	1.2.840.10008.5.1.4.1.1.9.1.1	Explicit VR Little Endian Explicit VR Big Endian Implicit VR Little Endian	1.2.840.10008.1.2.1 1.2.840.10008.1.2.2 1.2.840.10008.1.2	SCU	None
Waveform General ECG Object	1.2.840.10008.5.1.4.1.1.9.1.2	Explicit VR Little Endian Explicit VR Big Endian Implicit VR Little Endian	1.2.840.10008.1.2.1 1.2.840.10008.1.2.2 1.2.840.10008.1.2	SCU	None
Waveform Ambulatory ECG Object	1.2.840.10008.5.1.4.1.1.9.1.3	Explicit VR Little Endian Explicit VR Big Endian Implicit VR Little Endian	1.2.840.10008.1.2.1 1.2.840.10008.1.2.2 1.2.840.10008.1.2	SCU	None
Waveform Hemodynamic Object	1.2.840.10008.5.1.4.1.1.9.2.1	Explicit VR Little Endian Explicit VR Big Endian Implicit VR Little Endian	1.2.840.10008.1.2.1 1.2.840.10008.1.2.2 1.2.840.10008.1.2	SCU	None
Waveform Cardiac Electro-physiology Object	1.2.840.10008.5.1.4.1.1.9.3.1	Explicit VR Little Endian Explicit VR Big Endian Implicit VR Little Endian	1.2.840.10008.1.2.1 1.2.840.10008.1.2.2 1.2.840.10008.1.2	SCU	None

Presentation Context Table					
Abstract Syntax		Transfer Syntax		Role	Ext. Neg.
Name	UID	Name List	UID List		
Waveform Basic Audio Object	1.2.840.10008.5.1.4.1.1.9.4.1	Explicit VR Little Endian Explicit VR Big Endian Implicit VR Little Endian	1.2.840.10008.1.2.1 1.2.840.10008.1.2.2 1.2.840.10008.1.2	SCU	None
Raw Data Storage Object	1.2.840.10008.5.1.4.1.1.66	Explicit VR Little Endian Explicit VR Big Endian Implicit VR Little Endian	1.2.840.10008.1.2.1 1.2.840.10008.1.2.2 1.2.840.10008.1.2	SCU	None
Spatial Registration Object	1.2.840.10008.5.1.4.1.1.66.1	Explicit VR Little Endian Explicit VR Big Endian Implicit VR Little Endian	1.2.840.10008.1.2.1 1.2.840.10008.1.2.2 1.2.840.10008.1.2	SCU	None
Spatial Fiducials Object	1.2.840.10008.5.1.4.1.1.66.2	Explicit VR Little Endian Explicit VR Big Endian Implicit VR Little Endian	1.2.840.10008.1.2.1 1.2.840.10008.1.2.2 1.2.840.10008.1.2	SCU	None
Segmentation Storage	1.2.840.10008.5.1.4.1.1.66.4	JPEG Lossy Extended *1 (Process 2 & 4) JPEG Lossless, Process 14 (selection value 1) JPEG Lossy Baseline (Process 1) *1 Explicit VR Little Endian Explicit VR Big Endian Implicit VR Little Endian RLE *2 JPEG LOSSLESS LS *2	1.2.840.10008.1.2.4.51 1.2.840.10008.1.2.4.70 1.2.840.10008.1.2.4.50 1.2.840.10008.1.2.1 1.2.840.10008.1.2.2 1.2.840.10008.1.2 1.2.840.10008.1.2.5 1.2.840.10008.1.2.4.80	SCU	None
Surface Segmentation Storage	1.2.840.10008.5.1.4.1.1.66.5	Implicit VR Little Endian Explicit VR Big Endian Explicit VR Little Endian	1.2.840.10008.1.2 1.2.840.10008.1.2.2 1.2.840.10008.1.2.1	SCU	None
Basic Text SR	1.2.840.10008.5.1.4.1.1.88.11	Implicit VR Little Endian Explicit VR Big Endian Explicit VR Little Endian	1.2.840.10008.1.2 1.2.840.10008.1.2.2 1.2.840.10008.1.2.1	SCU	None
Enhanced SR	1.2.840.10008.5.1.4.1.1.88.22	Implicit VR Little Endian Explicit VR Big Endian Explicit VR Little Endian	1.2.840.10008.1.2 1.2.840.10008.1.2.2 1.2.840.10008.1.2.1	SCU	None
Comprehensive SR	1.2.840.10008.5.1.4.1.1.88.33	Implicit VR Little Endian Explicit VR Big Endian Explicit VR Little Endian	1.2.840.10008.1.2 1.2.840.10008.1.2.2 1.2.840.10008.1.2.1	SCU	None
Mammography CAD SR	1.2.840.10008.5.1.4.1.1.88.50	Implicit VR Little Endian Explicit VR Big Endian Explicit VR Little Endian	1.2.840.10008.1.2 1.2.840.10008.1.2.2 1.2.840.10008.1.2.1	SCU	None
Key Object Selection Document	1.2.840.10008.5.1.4.1.1.88.59	Implicit VR Little Endian Explicit VR Big Endian Explicit VR Little Endian	1.2.840.10008.1.2 1.2.840.10008.1.2.2 1.2.840.10008.1.2.1	SCU	None
Chest CAD SR	1.2.840.10008.5.1.4.1.1.88.65	Implicit VR Little Endian Explicit VR Big Endian Explicit VR Little Endian	1.2.840.10008.1.2 1.2.840.10008.1.2.2 1.2.840.10008.1.2.1	SCU	None
Procedure Log	1.2.840.10008.5.1.4.1.1.88.40	Implicit VR Little Endian Explicit VR Big Endian Explicit VR Little Endian	1.2.840.10008.1.2 1.2.840.10008.1.2.2 1.2.840.10008.1.2.1	SCU	None
X-Ray Radiation Dose SR	1.2.840.10008.5.1.4.1.1.88.67	Implicit VR Little Endian Explicit VR Big Endian Explicit VR Little Endian	1.2.840.10008.1.2 1.2.840.10008.1.2.2 1.2.840.10008.1.2.1	SCU	None

Presentation Context Table					
Abstract Syntax		Transfer Syntax		Role	Ext. Neg.
Name	UID	Name List	UID List		
Encapsulated PDF	1.2.840.10008.5.1.4.1.1.104.1	Implicit VR Little Endian Explicit VR Big Endian Explicit VR Little Endian	1.2.840.10008.1.2 1.2.840.10008.1.2.2 1.2.840.10008.1.2.1	SCU	None
CSA Non-Image	1.3.12.2.1107.5.9.1	Implicit VR Little Endian Explicit VR Big Endian Explicit VR Little Endian	1.2.840.10008.1.2 1.2.840.10008.1.2.2 1.2.840.10008.1.2.1	SCU	None

*1: The Transfer Syntax used is strongly influenced by the fact of "how was the accepted Transfer Syntax at the time when the Instance was received". e.g. the Instances received with JPEG Lossy Transfer Syntaxes will not be converted and can only be sent out with the same Transfer Syntax.

*2: During transfer of 'X-Ray 3D Angiographic Image Storage' which has IMAGE Type tag (0008, 0008) value contains '4D_DSA' and transfer of syntax of the sending images are RLE or JPEG LS LOSSLESS, then the sending images are send as it is without modification in the PIXEL data.

Note: The proposed Transfer Syntax is highly restricted for images stored internally in lossy compressed format. E.g. instances received with JPEG Loss Transfer Syntaxes will not be converted and can only be sent out with the same Transfer Syntax.

Note: The compression is only supported for images with pixel representation (0028, 0103) equal to 0 (=unsigned)

The "MOVE destinations" must be configured as Storage destinations. This would include the configuration of Transfer Syntax capabilities.

Not all the listed transfer syntaxes will be proposed all the time. For some abstract syntaxes only a list of uncompressed (UC) transfer syntaxes (one or more) will be proposed, for other abstract syntaxes also JPEG Lossless (LL) syntax will be proposed and/or a list of JPEG Lossy (LY) transfer syntaxes. The contents of this lists is configurable, e.g. UC could be configured to contain only Implicit Little Endian for instance.

Depending on the real world activity initiating the C-STORE, we have the following behaviors:

- if the C-STORE is initiated by a user, a configuration parameter called QualityFactor(Q) will be used to decide which transfer syntax lists will be proposed. Q can take values between 0 and 100. If Q=0, only UC will be proposed. If Q = 100, UC and LL will be proposed. Else UC and LY will be proposed.
- if the C-STORE is initiated by the C-MOVE SCP, there is another configuration parameter called Compression Types Supported (CTS) which will be used to decide what transfer syntaxes are proposed. CTS can take integer values. If CTS=0 or CTS > 3, UC will be proposed. If CTS=1, UC and LY will be proposed. If CTS = 2, UC and LL will be proposed. If CTS >= 3, UC, LL and LY will be proposed.

The compression types JPEG lossy and JPEG losless are parameters, which are part of the Application Entity Properties configuration (storage checked). It can by reached via the Service-UI: Configuration / DICOM / Network nodes

5.1.2.1.3 SOP specific Conformance to Storage SOP classes

The syngo MULTIMODALITY WORKPLACE DR Composing applications will create SC IOD type images when performing special applications that create Derived Images. The SC IOD will be a Standard Extended SC Storage SOP Class. The Angio Viewer will only display XA images and has functions to create derived XA images (Store Monitor images). The InSpace3D application

will primarily create CT axial slice images and additional XA corrected images as intermediate results. The 3D viewing application is able to create further 2D (SC) images to document results from 3D processing.

The *syngo* MULTIMODALITY WORKPLACE (DICOM) application will not change private attributes as long as no modification is done. During a “Save as ...” operation all private attributes not defined within the *syngo* MULTIMODALITY WORKPLACE DICOM application will be removed when the new object instance is created.

For association and DIMSE level time-outs, please refer to Configuration section of this document.

5.1.2.1.3.1 Optional Attributes

- Data Dictionary of DICOM Type 2 and 3 IOD Attributes

Please see the related Image Object definition tables in the Annex for a list of all DICOM IOD attributes of type 2 and 3, which are encoded by the *syngo* MULTIMODALITY WORKPLACE applications.

5.1.2.1.3.2 Specialized Information Object Definitions

The DICOM images created by *syngo* MULTIMODALITY WORKPLACE DICOM application conform to the DICOM IOD definitions (Standard extended IODs). But they will contain additional private elements, which have to be discarded by a DICOM system when modifying the image.

The DICOM nodes are responsible for data consistency when modifying images. All unknown private attributes have to be removed upon modification!

- Data Dictionary of applied private IOD Attributes

Please see “A.2 Siemens Standard Extended Modules” in the Annex for a list of possible private IOD attributes

5.1.3 Association Acceptance Policy

The *syngo* MULTIMODALITY WORKPLACE DICOM application attempts to accept a new association for

- DIMSE C-ECHO
- DIMSE C-STORE

service operations. Any Information Objects transmitted on that association will be checked on conformance and stored in database if check was successful.

5.1.3.1 Associated Real-World Activity - Receive

5.1.3.1.1 Associated Real-World Activity – Receiving Images from a Remote Node

The daemon receiving process will accept an association and will receive any images transmitted on that association and will store the images on disk in the own database if the conformance check is performed successfully.

5.1.3.1.2 Accepted Presentation Context – Receiving Images

The syngo MULTIMODALITY WORKPLACE DICOM application will accept Presentation Contexts as shown in the following table:

Presentation Context Table					
Abstract Syntax		Transfer Syntax		Role	Ext. Neg.
Name	UID	Name List	UID List		
Computed Radiography Image	1.2.840.10008.5.1.4.1.1.1	JPEG Lossy Extended (Process 2 & 4)	1.2.840.10008.1.2.4.51	SCP	None
		JPEG Lossless, Process 14 (selection value 1)	1.2.840.10008.1.2.4.70		
		JPEG Lossless, Process 14, Non-HIER	1.2.840.10008.1.2.4.57		
		JPEG Lossy Baseline (Process 1)	1.2.840.10008.1.2.4.50		
		RLE Lossless	1.2.840.10008.1.2.5		
		Explicit VR Little Endian	1.2.840.10008.1.2.1		
		Explicit VR Big Endian	1.2.840.10008.1.2.2		
		Implicit VR Little Endian	1.2.840.10008.1.2		
		JPEG 2000 Lossless	1.2.840.10008.1.2.4.90		
		JPEG 2000 Lossy	1.2.840.10008.1.2.4.91		
		JPEG LS LOSSLESS	1.2.840.10008.1.2.4.80		
Computed Tomography Image	1.2.840.10008.5.1.4.1.1.2	JPEG Lossy Extended (Process 2 & 4)	1.2.840.10008.1.2.4.51	SCP	None
		JPEG Lossless, Process 14 (selection value 1)	1.2.840.10008.1.2.4.70		
		JPEG Lossless, Process 14, Non-HIER	1.2.840.10008.1.2.4.57		
		JPEG Lossy Baseline (Process 1)	1.2.840.10008.1.2.4.50		
		RLE Lossless	1.2.840.10008.1.2.5		
		Explicit VR Little Endian	1.2.840.10008.1.2.1		
		Explicit VR Big Endian	1.2.840.10008.1.2.2		
		Implicit VR Little Endian	1.2.840.10008.1.2		
		JPEG 2000 Lossless	1.2.840.10008.1.2.4.90		
		JPEG 2000 Lossy	1.2.840.10008.1.2.4.91		
		JPEG LS LOSSLESS	1.2.840.10008.1.2.4.80		
Enhanced Computed Tomography Image	1.2.840.10008.5.1.4.1.1.2.1	JPEG Lossy Extended (Process 2 & 4)	1.2.840.10008.1.2.4.51	SCP	None
		JPEG Lossless, Process 14 (selection value 1)	1.2.840.10008.1.2.4.70		
		JPEG Lossless, Process 14, Non-HIER	1.2.840.10008.1.2.4.57		
		JPEG Lossy Baseline (Process 1)	1.2.840.10008.1.2.4.50		
		RLE Lossless	1.2.840.10008.1.2.5		
		Explicit VR Little Endian	1.2.840.10008.1.2.1		
		Explicit VR Big Endian	1.2.840.10008.1.2.2		
		Implicit VR Little Endian	1.2.840.10008.1.2		
		JPEG 2000 Lossless	1.2.840.10008.1.2.4.90		
		JPEG 2000 Lossy	1.2.840.10008.1.2.4.91		
		JPEG LS LOSSLESS	1.2.840.10008.1.2.4.80		
Digital X-Ray Image	1.2.840.10008.5.1.4.1.1.1.1	JPEG Lossy Extended (Process 2 & 4)	1.2.840.10008.1.2.4.51	SCP	None
	1.2.840.10008.5.1.4.1.1.1	JPEG Lossless, Process 14 (selection value 1)	1.2.840.10008.1.2.4.70		
		JPEG Lossless, Process 14, Non-HIER	1.2.840.10008.1.2.4.57		
		JPEG Lossy Baseline (Process 1)	1.2.840.10008.1.2.4.50		
		RLE Lossless	1.2.840.10008.1.2.5		
		Explicit VR Little Endian	1.2.840.10008.1.2.1		
		Explicit VR Big Endian	1.2.840.10008.1.2.2		
		Implicit VR Little Endian	1.2.840.10008.1.2		
		JPEG 2000 Lossless	1.2.840.10008.1.2.4.90		
		JPEG 2000 Lossy	1.2.840.10008.1.2.4.91		
		JPEG LS LOSSLESS	1.2.840.10008.1.2.4.80		

Presentation Context Table									
Abstract Syntax		Transfer Syntax		Role	Ext. Neg.				
Name	UID	Name List	UID List						
Digital Intra-oral X-Ray Image	1.2.840.10008.5.1.4.1.1.1.3.1	JPEG Lossy Extended (Process 2 & 4)	1.2.840.10008.1.2.4.51	SCP	None				
	1.2.840.10008.5.1.4.1.1.1.3	JPEG Lossless, Process 14 (selection value 1)	1.2.840.10008.1.2.4.70						
		JPEG Lossless, Process 14, Non-HIER	1.2.840.10008.1.2.4.57						
		JPEG Lossy Baseline (Process 1)	1.2.840.10008.1.2.4.50						
		RLE Lossless	1.2.840.10008.1.2.5						
		Explicit VR Little Endian	1.2.840.10008.1.2.1						
		Explicit VR Big Endian	1.2.840.10008.1.2.2						
		Implicit VR Little Endian	1.2.840.10008.1.2						
		JPEG 2000 Lossless	1.2.840.10008.1.2.4.90						
		JPEG 2000 Lossy	1.2.840.10008.1.2.4.91						
		JPEG LS LOSSLESS	1.2.840.10008.1.2.4.80						
		Magnetic Resonance Image	1.2.840.10008.5.1.4.1.1.4			JPEG Lossy Extended (Process 2 & 4)	1.2.840.10008.1.2.4.51	SCP	None
						JPEG Lossless, Process 14 (selection value 1)	1.2.840.10008.1.2.4.70		
JPEG Lossless, Process 14, Non-HIER	1.2.840.10008.1.2.4.57								
JPEG Lossy Baseline (Process 1)	1.2.840.10008.1.2.4.50								
RLE Lossless	1.2.840.10008.1.2.5								
Explicit VR Little Endian	1.2.840.10008.1.2.1								
Explicit VR Big Endian	1.2.840.10008.1.2.2								
Implicit VR Little Endian	1.2.840.10008.1.2								
JPEG 2000 Lossless	1.2.840.10008.1.2.4.90								
JPEG 2000 Lossy	1.2.840.10008.1.2.4.91								
JPEG LS LOSSLESS	1.2.840.10008.1.2.4.80								
Enhanced Magnetic Resonance Image	1.2.840.10008.5.1.4.1.1.4.1			JPEG Lossy Extended (Process 2 & 4)	1.2.840.10008.1.2.4.51	SCP	None		
				JPEG Lossless, Process 14 (selection value 1)	1.2.840.10008.1.2.4.70				
		JPEG Lossless, Process 14, Non-HIER	1.2.840.10008.1.2.4.57						
		JPEG Lossy Baseline (Process 1)	1.2.840.10008.1.2.4.50						
		RLE Lossless	1.2.840.10008.1.2.5						
		Explicit VR Little Endian	1.2.840.10008.1.2.1						
		Explicit VR Big Endian	1.2.840.10008.1.2.2						
		Implicit VR Little Endian	1.2.840.10008.1.2						
		JPEG 2000 Lossless	1.2.840.10008.1.2.4.90						
		JPEG 2000 Lossy	1.2.840.10008.1.2.4.91						
		JPEG LS LOSSLESS	1.2.840.10008.1.2.4.80						
		Magnetic Resonance Spectroscopy Storage	1.2.840.10008.5.1.4.1.1.4.2	Explicit VR Little Endian	1.2.840.10008.1.2.1			SCP	None
				Explicit VR Big Endian	1.2.840.10008.1.2.2				
Implicit VR Little Endian	1.2.840.10008.1.2								
Enhanced Magnetic Resonance Colored Image	1.2.840.10008.5.1.4.1.1.4.3			JPEG Lossy Extended (Process 2 & 4)	1.2.840.10008.1.2.4.51	SCP	None		
		JPEG Lossless, Process 14 (selection value 1)	1.2.840.10008.1.2.4.70						
		JPEG Lossless, Process 14, Non-HIER	1.2.840.10008.1.2.4.57						
		JPEG Lossy Baseline (Process 1)	1.2.840.10008.1.2.4.50						
		RLE Lossless	1.2.840.10008.1.2.5						
		Explicit VR Little Endian	1.2.840.10008.1.2.1						
		Explicit VR Big Endian	1.2.840.10008.1.2.2						
		Implicit VR Little Endian	1.2.840.10008.1.2						
		JPEG 2000 Lossless	1.2.840.10008.1.2.4.90						
		JPEG 2000 Lossy	1.2.840.10008.1.2.4.91						
		JPEG LS LOSSLESS	1.2.840.10008.1.2.4.80						

Presentation Context Table					
Abstract Syntax		Transfer Syntax		Role	Ext. Neg.
Name	UID	Name List	UID List		
Grayscale Softcopy Presentation State Storage	1.2.840.10008.5.1.4.1.1.11.1	Explicit VR Little Endian Explicit VR Big Endian Implicit VR Little Endian	1.2.840.10008.1.2.1 1.2.840.10008.1.2.2 1.2.840.10008.1.2	SCP	None
Breast Tomosynthesis Image Storage	1.2.840.10008.5.1.4.1.1.13.1.3	JPEG Lossy Extended (Process 2 & 4) JPEG Lossless, Process 14 (selection value 1) JPEG Lossless, Process 14, Non-HIER JPEG Lossy Baseline (Process 1) RLE Lossless Explicit VR Little Endian Explicit VR Big Endian Implicit VR Little Endian JPEG 2000 Lossless JPEG 2000 Lossy JPEG LS LOSSLESS	1.2.840.10008.1.2.4.51 1.2.840.10008.1.2.4.70 1.2.840.10008.1.2.4.57 1.2.840.10008.1.2.4.50 1.2.840.10008.1.2.5 1.2.840.10008.1.2.1 1.2.840.10008.1.2.2 1.2.840.10008.1.2 1.2.840.10008.1.2.4.90 1.2.840.10008.1.2.4.91 1.2.840.10008.1.2.4.80	SCP	None
Nuclear Medicine Image	1.2.840.10008.5.1.4.1.1.20	JPEG Lossy Extended (Process 2 & 4) JPEG Lossless, Process 14 (selection value 1) JPEG Lossless, Process 14, Non-HIER JPEG Lossy Baseline (Process 1) RLE Lossless Explicit VR Little Endian Explicit VR Big Endian Implicit VR Little Endian JPEG 2000 Lossless JPEG 2000 Lossy JPEG LS LOSSLESS	1.2.840.10008.1.2.4.51 1.2.840.10008.1.2.4.70 1.2.840.10008.1.2.4.57 1.2.840.10008.1.2.4.50 1.2.840.10008.1.2.5 1.2.840.10008.1.2.1 1.2.840.10008.1.2.2 1.2.840.10008.1.2 1.2.840.10008.1.2.4.90 1.2.840.10008.1.2.4.91 1.2.840.10008.1.2.4.80	SCP	None
PET Image	1.2.840.10008.5.1.4.1.1.128	JPEG Lossy Extended (Process 2 & 4) JPEG Lossless, Process 14 (selection value 1) JPEG Lossless, Process 14, Non-HIER JPEG Lossy Baseline (Process 1) RLE Lossless Explicit VR Little Endian Explicit VR Big Endian Implicit VR Little Endian JPEG 2000 Lossless JPEG 2000 Lossy JPEG LS LOSSLESS	1.2.840.10008.1.2.4.51 1.2.840.10008.1.2.4.70 1.2.840.10008.1.2.4.57 1.2.840.10008.1.2.4.50 1.2.840.10008.1.2.5 1.2.840.10008.1.2.1 1.2.840.10008.1.2.2 1.2.840.10008.1.2 1.2.840.10008.1.2.4.90 1.2.840.10008.1.2.4.91 1.2.840.10008.1.2.4.80	SCP	None
RT Structure Set	1.2.840.10008.5.1.4.1.1.481.3	Explicit VR Little Endian Explicit VR Big Endian Implicit VR Little Endian	1.2.840.10008.1.2.1 1.2.840.10008.1.2.2 1.2.840.10008.1.2	SCP	None
RT Dose	1.2.840.10008.5.1.4.1.1.481.2	JPEG Lossy Extended (Process 2 & 4) JPEG Lossless, Process 14 (selection value 1) JPEG Lossless, Process 14, Non-HIER JPEG Lossy Baseline (Process 1) RLE Lossless Explicit VR Little Endian Explicit VR Big Endian Implicit VR Little Endian JPEG 2000 Lossless JPEG 2000 Lossy JPEG LS LOSSLESS	1.2.840.10008.1.2.4.51 1.2.840.10008.1.2.4.70 1.2.840.10008.1.2.4.57 1.2.840.10008.1.2.4.50 1.2.840.10008.1.2.5 1.2.840.10008.1.2.1 1.2.840.10008.1.2.2 1.2.840.10008.1.2 1.2.840.10008.1.2.4.90 1.2.840.10008.1.2.4.91 1.2.840.10008.1.2.4.80	SCP	None

Presentation Context Table					
Abstract Syntax		Transfer Syntax		Role	Ext. Neg.
Name	UID	Name List	UID List		
RT Image	1.2.840.10008.5.1.4.1.1.481.1	JPEG Lossy Extended (Process 2 & 4) JPEG Lossless, Process 14 (selection value 1) JPEG Lossless, Process 14, Non-HIER JPEG Lossy Baseline (Process 1) RLE Lossless Explicit VR Little Endian Explicit VR Big Endian Implicit VR Little Endian JPEG 2000 Lossless JPEG 2000 Lossy JPEG LS LOSSLESS	1.2.840.10008.1.2.4.51 1.2.840.10008.1.2.4.70 1.2.840.10008.1.2.4.57 1.2.840.10008.1.2.4.50 1.2.840.10008.1.2.5 1.2.840.10008.1.2.1 1.2.840.10008.1.2.2 1.2.840.10008.1.2 1.2.840.10008.1.2.4.90 1.2.840.10008.1.2.4.91 1.2.840.10008.1.2.4.80	SCP	None
RT Plan	1.2.840.10008.5.1.4.1.1.481.5	Explicit VR Little Endian Explicit VR Big Endian Implicit VR Little Endian	1.2.840.10008.1.2.1 1.2.840.10008.1.2.2 1.2.840.10008.1.2	SCP	None
RT Beams Treatment Record	1.2.840.10008.5.1.4.1.1.481.4	Explicit VR Little Endian Explicit VR Big Endian Implicit VR Little Endian	1.2.840.10008.1.2.1 1.2.840.10008.1.2.2 1.2.840.10008.1.2	SCP	None
RT Brachy Treatment Record	1.2.840.10008.5.1.4.1.1.481.6	Explicit VR Little Endian Explicit VR Big Endian Implicit VR Little Endian	1.2.840.10008.1.2.1 1.2.840.10008.1.2.2 1.2.840.10008.1.2	SCP	None
RT Treatment Summary Record	1.2.840.10008.5.1.4.1.1.481.7	Explicit VR Little Endian Explicit VR Big Endian Implicit VR Little Endian	1.2.840.10008.1.2.1 1.2.840.10008.1.2.2 1.2.840.10008.1.2	SCP	None
RT Ion Plan	1.2.840.10008.5.1.4.1.1.481.8	Explicit VR Little Endian Explicit VR Big Endian Implicit VR Little Endian	1.2.840.10008.1.2.1 1.2.840.10008.1.2.2 1.2.840.10008.1.2	SCP	None
RT Ion Beams Treatment Record	1.2.840.10008.5.1.4.1.1.481.9	Explicit VR Little Endian Explicit VR Big Endian Implicit VR Little Endian	1.2.840.10008.1.2.1 1.2.840.10008.1.2.2 1.2.840.10008.1.2	SCP	None
Secondary Capture Image	1.2.840.10008.5.1.4.1.1.7	JPEG Lossy Extended (Process 2 & 4) JPEG Lossless, Process 14 (selection value 1) JPEG Lossless, Process 14, Non-HIER JPEG Lossy Baseline (Process 1) RLE Lossless Explicit VR Little Endian Explicit VR Big Endian Implicit VR Little Endian JPEG 2000 Lossless JPEG 2000 Lossy JPEG LS LOSSLESS	1.2.840.10008.1.2.4.51 1.2.840.10008.1.2.4.70 1.2.840.10008.1.2.4.57 1.2.840.10008.1.2.4.50 1.2.840.10008.1.2.5 1.2.840.10008.1.2.1 1.2.840.10008.1.2.2 1.2.840.10008.1.2 1.2.840.10008.1.2.4.90 1.2.840.10008.1.2.4.91 1.2.840.10008.1.2.4.80	SCP	None

Presentation Context Table					
Abstract Syntax		Transfer Syntax		Role	Ext. Neg.
Name	UID	Name List	UID List		
Multi-frame Single Bit Secondary Capture Image	1.2.840.10008.5.1.4.1.1.7.1	JPEG Lossy Extended (Process 2 & 4) JPEG Lossless, Process 14 (selection value 1) JPEG Lossless, Process 14, Non-HIER JPEG Lossy Baseline (Process 1) RLE Lossless Explicit VR Little Endian Explicit VR Big Endian Implicit VR Little Endian JPEG 2000 Lossless JPEG 2000 Lossy JPEG LS LOSSLESS	1.2.840.10008.1.2.4.51 1.2.840.10008.1.2.4.70 1.2.840.10008.1.2.4.57 1.2.840.10008.1.2.4.50 1.2.840.10008.1.2.5 1.2.840.10008.1.2.1 1.2.840.10008.1.2.2 1.2.840.10008.1.2 1.2.840.10008.1.2.4.90 1.2.840.10008.1.2.4.91 1.2.840.10008.1.2.4.80	SCP	None
Multi-frame Grayscale Byte Secondary Capture Image	1.2.840.10008.5.1.4.1.1.7.2	JPEG Lossy Extended (Process 2 & 4) JPEG Lossless, Process 14 (selection value 1) JPEG Lossless, Process 14, Non-HIER JPEG Lossy Baseline (Process 1) RLE Lossless Explicit VR Little Endian Explicit VR Big Endian Implicit VR Little Endian JPEG 2000 Lossless JPEG 2000 Lossy JPEG LS LOSSLESS	1.2.840.10008.1.2.4.51 1.2.840.10008.1.2.4.70 1.2.840.10008.1.2.4.57 1.2.840.10008.1.2.4.50 1.2.840.10008.1.2.5 1.2.840.10008.1.2.1 1.2.840.10008.1.2.2 1.2.840.10008.1.2 1.2.840.10008.1.2.4.90 1.2.840.10008.1.2.4.91 1.2.840.10008.1.2.4.80	SCP	None
Multi-frame Grayscale Word Secondary Capture Image	1.2.840.10008.5.1.4.1.1.7.3	JPEG Lossy Extended (Process 2 & 4) JPEG Lossless, Process 14 (selection value 1) JPEG Lossless, Process 14, Non-HIER JPEG Lossy Baseline (Process 1) RLE Lossless Explicit VR Little Endian Explicit VR Big Endian Implicit VR Little Endian JPEG 2000 Lossless JPEG 2000 Lossy JPEG LS LOSSLESS	1.2.840.10008.1.2.4.51 1.2.840.10008.1.2.4.70 1.2.840.10008.1.2.4.57 1.2.840.10008.1.2.4.50 1.2.840.10008.1.2.5 1.2.840.10008.1.2.1 1.2.840.10008.1.2.2 1.2.840.10008.1.2 1.2.840.10008.1.2.4.90 1.2.840.10008.1.2.4.91 1.2.840.10008.1.2.4.80	SCP	None
Multi-frame True Color Secondary Capture Image	1.2.840.10008.5.1.4.1.1.7.4	JPEG Lossy Extended (Process 2 & 4) JPEG Lossless, Process 14 (selection value 1) JPEG Lossless, Process 14, Non-HIER JPEG Lossy Baseline (Process 1) RLE Lossless Explicit VR Little Endian Explicit VR Big Endian Implicit VR Little Endian JPEG 2000 Lossless JPEG 2000 Lossy JPEG LS LOSSLESS	1.2.840.10008.1.2.4.51 1.2.840.10008.1.2.4.70 1.2.840.10008.1.2.4.57 1.2.840.10008.1.2.4.50 1.2.840.10008.1.2.5 1.2.840.10008.1.2.1 1.2.840.10008.1.2.2 1.2.840.10008.1.2 1.2.840.10008.1.2.4.90 1.2.840.10008.1.2.4.91 1.2.840.10008.1.2.4.80	SCP	None

Presentation Context Table					
Abstract Syntax		Transfer Syntax		Role	Ext. Neg.
Name	UID	Name List	UID List		
Ultra-Sound Multi-Frame Image (retired) *1	1.2.840.10008.5.1.4.1.1.3	JPEG Lossy Extended (Process 2 & 4) JPEG Lossless, Process 14 (selection value 1) JPEG Lossless, Process 14, Non-HIER JPEG Lossy Baseline (Process 1) RLE Lossless Explicit VR Little Endian Explicit VR Big Endian Implicit VR Little Endian JPEG 2000 Lossless JPEG 2000 Lossy JPEG LS LOSSLESS	1.2.840.10008.1.2.4.51 1.2.840.10008.1.2.4.70 1.2.840.10008.1.2.4.57 1.2.840.10008.1.2.4.50 1.2.840.10008.1.2.5 1.2.840.10008.1.2.1 1.2.840.10008.1.2.2 1.2.840.10008.1.2 1.2.840.10008.1.2.4.90 1.2.840.10008.1.2.4.91 1.2.840.10008.1.2.4.80	SCP	None
Ultra-Sound Image (retired) *1	1.2.840.10008.5.1.4.1.1.6	JPEG Lossy Extended (Process 2 & 4) JPEG Lossless, Process 14 (selection value 1) JPEG Lossless, Process 14, Non-HIER JPEG Lossy Baseline (Process 1) RLE Lossless Explicit VR Little Endian Explicit VR Big Endian Implicit VR Little Endian JPEG 2000 Lossless JPEG 2000 Lossy JPEG LS LOSSLESS	1.2.840.10008.1.2.4.51 1.2.840.10008.1.2.4.70 1.2.840.10008.1.2.4.57 1.2.840.10008.1.2.4.50 1.2.840.10008.1.2.5 1.2.840.10008.1.2.1 1.2.840.10008.1.2.2 1.2.840.10008.1.2 1.2.840.10008.1.2.4.90 1.2.840.10008.1.2.4.91 1.2.840.10008.1.2.4.80	SCP	None
Ultra-Sound Multi-Frame Image	1.2.840.10008.5.1.4.1.1.3.1	JPEG Lossy Extended (Process 2 & 4) JPEG Lossless, Process 14 (selection value 1) JPEG Lossless, Process 14, Non-HIER JPEG Lossy Baseline (Process 1) RLE Lossless Explicit VR Little Endian Explicit VR Big Endian Implicit VR Little Endian JPEG 2000 Lossless JPEG 2000 Lossy JPEG LS LOSSLESS	1.2.840.10008.1.2.4.51 1.2.840.10008.1.2.4.70 1.2.840.10008.1.2.4.57 1.2.840.10008.1.2.4.50 1.2.840.10008.1.2.5 1.2.840.10008.1.2.1 1.2.840.10008.1.2.2 1.2.840.10008.1.2 1.2.840.10008.1.2.4.90 1.2.840.10008.1.2.4.91 1.2.840.10008.1.2.4.80	SCP	None
Ultra-Sound Image	1.2.840.10008.5.1.4.1.1.6.1	JPEG Lossy Extended (Process 2 & 4) JPEG Lossless, Process 14 (selection value 1) JPEG Lossless, Process 14, Non-HIER JPEG Lossy Baseline (Process 1) RLE Lossless Explicit VR Little Endian Explicit VR Big Endian Implicit VR Little Endian JPEG 2000 Lossless JPEG 2000 Lossy JPEG LS LOSSLESS	1.2.840.10008.1.2.4.51 1.2.840.10008.1.2.4.70 1.2.840.10008.1.2.4.57 1.2.840.10008.1.2.4.50 1.2.840.10008.1.2.5 1.2.840.10008.1.2.1 1.2.840.10008.1.2.2 1.2.840.10008.1.2 1.2.840.10008.1.2.4.90 1.2.840.10008.1.2.4.91 1.2.840.10008.1.2.4.80	SCP	None

Presentation Context Table					
Abstract Syntax		Transfer Syntax		Role	Ext. Neg.
Name	UID	Name List	UID List		
X-Ray Angiographic Image	1.2.840.10008.5.1.4.1.1.12.1	JPEG Lossy Extended (Process 2 & 4) JPEG Lossless, Process 14 (selection value 1) JPEG Lossless, Process 14, Non-HIER JPEG Lossy Baseline (Process 1) RLE Lossless Explicit VR Little Endian Explicit VR Big Endian Implicit VR Little Endian JPEG 2000 Lossless JPEG 2000 Lossy JPEG LS LOSSLESS	1.2.840.10008.1.2.4.51 1.2.840.10008.1.2.4.70 1.2.840.10008.1.2.4.57 1.2.840.10008.1.2.4.50 1.2.840.10008.1.2.5 1.2.840.10008.1.2.1 1.2.840.10008.1.2.2 1.2.840.10008.1.2 1.2.840.10008.1.2.4.90 1.2.840.10008.1.2.4.91 1.2.840.10008.1.2.4.80	SCP	None
X-Ray RadioFluoroscopic Image	1.2.840.10008.5.1.4.1.1.12.2	JPEG Lossy Extended (Process 2 & 4) JPEG Lossless, Process 14 (selection value 1) JPEG Lossless, Process 14, Non-HIER JPEG Lossy Baseline (Process 1) RLE Lossless Explicit VR Little Endian Explicit VR Big Endian Implicit VR Little Endian JPEG 2000 Lossless JPEG 2000 Lossy JPEG LS LOSSLESS	1.2.840.10008.1.2.4.51 1.2.840.10008.1.2.4.70 1.2.840.10008.1.2.4.57 1.2.840.10008.1.2.4.50 1.2.840.10008.1.2.5 1.2.840.10008.1.2.1 1.2.840.10008.1.2.2 1.2.840.10008.1.2 1.2.840.10008.1.2.4.90 1.2.840.10008.1.2.4.91 1.2.840.10008.1.2.4.80	SCP	None
Waveform	1.2.840.10008.5.1.4.1.1.9.1.1 1.2.840.10008.5.1.4.1.1.9.1.2 1.2.840.10008.5.1.4.1.1.9.1.3 1.2.840.10008.5.1.4.1.1.9.2.1 1.2.840.10008.5.1.4.1.1.9.3.1 1.2.840.10008.5.1.4.1.1.9.4.1	Explicit VR Little Endian Explicit VR Big Endian Implicit VR Little Endian	1.2.840.10008.1.2.1 1.2.840.10008.1.2.2 1.2.840.10008.1.2	SCP	None
Raw Data Storage Object	1.2.840.10008.5.1.4.1.1.66	Implicit VR Little Endian Explicit VR Big Endian Explicit VR Little Endian	1.2.840.10008.1.2 1.2.840.10008.1.2.2 1.2.840.10008.1.2.1	SCP	None
Spatial Registration Object	1.2.840.10008.5.1.4.1.1.66.1	Implicit VR Little Endian Explicit VR Big Endian Explicit VR Little Endian	1.2.840.10008.1.2 1.2.840.10008.1.2.2 1.2.840.10008.1.2.1	SCP	None
Spatial Fiducials Object	1.2.840.10008.5.1.4.1.1.66.2	Implicit VR Little Endian Explicit VR Big Endian Explicit VR Little Endian	1.2.840.10008.1.2 1.2.840.10008.1.2.2 1.2.840.10008.1.2.1	SCP	None
Segmentation Storage	1.2.840.10008.5.1.4.1.1.66.4	JPEG Lossy Extended (Process 2 & 4) JPEG Lossless, Process 14 (selection value 1) JPEG Lossless, Process 14, Non-HIER JPEG Lossy Baseline (Process 1) RLE Lossless Explicit VR Little Endian Explicit VR Big Endian Implicit VR Little Endian JPEG 2000 Lossless JPEG 2000 Lossy JPEG LS LOSSLESS	1.2.840.10008.1.2.4.51 1.2.840.10008.1.2.4.70 1.2.840.10008.1.2.4.57 1.2.840.10008.1.2.4.50 1.2.840.10008.1.2.5 1.2.840.10008.1.2.1 1.2.840.10008.1.2.2 1.2.840.10008.1.2 1.2.840.10008.1.2.4.90 1.2.840.10008.1.2.4.91 1.2.840.10008.1.2.4.80	SCP	None
Surface Segmentation Storage	1.2.840.10008.5.1.4.1.1.66.5	Implicit VR Little Endian Explicit VR Big Endian Explicit VR Little Endian	1.2.840.10008.1.2 1.2.840.10008.1.2.2 1.2.840.10008.1.2.1	SCP	None

Presentation Context Table					
Abstract Syntax		Transfer Syntax		Role	Ext. Neg.
Name	UID	Name List	UID List		
Basic Text SR	1.2.840.10008.5.1.4.1.1.88.11	Implicit VR Little Endian Explicit VR Big Endian Explicit VR Little Endian	1.2.840.10008.1.2 1.2.840.10008.1.2.2 1.2.840.10008.1.2.1	SCP	None
Enhanced SR	1.2.840.10008.5.1.4.1.1.88.22	Implicit VR Little Endian Explicit VR Big Endian Explicit VR Little Endian	1.2.840.10008.1.2 1.2.840.10008.1.2.2 1.2.840.10008.1.2.1	SCP	None
Comprehensive SR	1.2.840.10008.5.1.4.1.1.88.33	Implicit VR Little Endian Explicit VR Big Endian Explicit VR Little Endian	1.2.840.10008.1.2 1.2.840.10008.1.2.2 1.2.840.10008.1.2.1	SCP	None
Mammography CAD SR	1.2.840.10008.5.1.4.1.1.88.50	Implicit VR Little Endian Explicit VR Big Endian Explicit VR Little Endian	1.2.840.10008.1.2 1.2.840.10008.1.2.2 1.2.840.10008.1.2.1	SCP	None
Key Object Selection Selection Document	1.2.840.10008.5.1.4.1.1.88.59	Implicit VR Little Endian Explicit VR Big Endian Explicit VR Little Endian	1.2.840.10008.1.2 1.2.840.10008.1.2.2 1.2.840.10008.1.2.1	SCP	None
Chest CAD SR	1.2.840.10008.5.1.4.1.1.88.65	Implicit VR Little Endian Explicit VR Big Endian Explicit VR Little Endian	1.2.840.10008.1.2 1.2.840.10008.1.2.2 1.2.840.10008.1.2.1	SCP	None
Procedure Log	1.2.840.10008.5.1.4.1.1.88.40	Implicit VR Little Endian Explicit VR Big Endian Explicit VR Little Endian	1.2.840.10008.1.2 1.2.840.10008.1.2.2 1.2.840.10008.1.2.1	SCP	None
X-Ray Radiation Dose SR	1.2.840.10008.5.1.4.1.1.88.67	Implicit VR Little Endian Explicit VR Big Endian Explicit VR Little Endian	1.2.840.10008.1.2 1.2.840.10008.1.2.2 1.2.840.10008.1.2.1	SCP	None
Encapsulated PDF	1.2.840.10008.5.1.4.1.1.104.1	Implicit VR Little Endian Explicit VR Big Endian Explicit VR Little Endian	1.2.840.10008.1.2 1.2.840.10008.1.2.2 1.2.840.10008.1.2.1	SCP	None
CSA Non-Image Storage	1.3.12.2.1107.5.9.1	Implicit VR Little Endian Explicit VR Big Endian Explicit VR Little Endian	1.2.840.10008.1.2 1.2.840.10008.1.2.2 1.2.840.10008.1.2.1	SCP	None
Verification	1.2.840.10008.1.1	Implicit VR Little Endian Explicit VR Big Endian Explicit VR Little Endian	1.2.840.10008.1.2 1.2.840.10008.1.2.2 1.2.840.10008.1.2.1	SCP	None

*1) US Retired and US Multi-frame Retired images are converted to US Images/US Multi-frame images before storing them into the local database. The conversion creates new images, which implies new UIDs.

Note:

With RLE Lossless Transfer Syntax and JPEG Lossless, Process 14, Non-HIER Transfer Syntax the DICOM application will decompress the image before storing it into the database.

Note:

JPEG 2000 decompression supported only for import in connection with *syngo Imaging* workplace.

Note:

Private attributes in sequence items will be removed during import into *syngo*.

Note:

Receiving of Enhanced CT and Enhanced MR images with concatenated data is not supported. This is realised by checking the Concatenation UID (Tag ID: 0020, 9161) of Multi-Frame Functional Group, which will be set for Concatenated data.

Note:

After receiving of images of type Multi-frame Single Bit Secondary Capture Image, Multi-frame Grayscale Byte Secondary Capture Image, Multi-frame Grayscale Word Secondary Capture Image and Multi-frame True Color Secondary Capture

Image, while storing SOP class UID of received image is changed to Secondary Capture Image (1.2.840.10008.5.1.4.1.1.7.1).

The SOP Class UID will be stored as private attribute and while sending it SOP Class UID will be updated back to original.

Note:

During receiving of the images 'X-Ray 3D Angiographic Image Storage' which has IMAGE Type tag (0008, 0008) value contains '4D_DSA' and transfer of syntax of the received images are RLE or JPEG LS LOSSLESS, then the received images are stored as it. The received images are not decompressed.

5.1.3.1.3 SOP-specific Conformance Statement – Receiving Images

The *syngo* MULTIMODALITY WORKPLACE DICOM application conforms to the Full Storage Class at Level 2.

Upon successful receiving a C-STORE-RQ, the Siemens *syngo* MULTIMODALITY WORKPLACE DICOM receiver performs a quick plausibility test on the received image and available system resources. If this test succeeds, it returns the status SUCCESS, otherwise one of the following status codes is returned and the association is aborted:

- **Refused (A700):**
This error status indicates a lack of Resources (e.g. not enough disk space) on the *syngo* MULTIMODALITY WORKPLACE modality.
- **Invalid Dataset (0xA900):**
The dataset is not containing one of the Attributes "Study Instance UID", "Series Instance UID" or "SOP Instance UID", or one of them has an invalid value.
- **Processing Error (0110):**
An error occurred while processing the image, which makes it impossible to proceed

Attention! Only after sending the response, the image will be saved into the database. If during this operation an error occurs, the association will be aborted. This implies that a C-STORE-RSP with status SUCCESS does not mean that the image was successfully stored into the database.

In order to confirm that the sent images were successfully stored in the database, the sending application should use Storage Commitment Service.

If an image instance is received that is identified by a SOP Instance UID which is already used by an Instance stored in database then the actual received image will be discarded. The existing Instance is not superseded.

The following sections will differentiate the attribute contents required for Image Viewing. The *syngo* MULTIMODALITY WORKPLACE DICOM application supports more formats for Storage of Images than Viewing.

5.1.3.1.3.1 Image Pixel Attribute Acceptance Criterion for Grayscale Images - Viewing

The *syngo* MULTIMODALITY WORKPLACE Multi-Modality Viewing application accepts the MONOCHROME1 and MONOCHROME2 photometric interpretation pixel format and graphic overlay with unsigned integer and 8 or 16 bits allocated. Accepted values:

- **Pixel plane**
 - samples per pixel (attribute 0028, 0002) = 1
 - photometric interpretation (attribute 0028,0004) = "MONOCHROME1"
 - photometric interpretation (attribute 0028,0004) = "MONOCHROME2"
 - pixel representation (attribute 0028, 0103) = 0
 - bits allocated (attribute 0028, 0100) = 8, 16

- bits stored (attribute 0028,0101) = 8, 10, 12
- high bit (attribute 0028,0102) = 7, 9, 11
- only aspect ratio 1:1 is supported
- Overlay plane
 - overlay type (attribute 60xx, 0040) = "G"
 - bits allocated (attribute 60xx, 0100) = 16
 - bit position (attribute 60xx, 0102) = 12, 13, 14, 15 (only bits above high bit permitted)
 - Graphic Overlay will be shifted to fill Overlay Planes from Bit 12 and consecutive.
- Overlay plane
 - overlay type (attribute 60xx, 0040) = "G"
 - bits allocated (attribute 60xx, 0100) = 1
 - bit position (attribute 60xx, 0102) = 0
 - overlay data (attribute 60xx, 3000) = supported

The *syngo* MULTIMODALITY WORKPLACE Multi-Modality Viewing application accepts also the MONOCHROME1 and MONOCHROME2 photometric interpretation pixel format with binary 2's complement integer and 16 bits allocated. Accepted values:

- Pixel plane
 - samples per pixel (attribute 0028, 0002) = 1
 - photometric interpretation (attribute 0028,0004) = "MONOCHROME1"
 - photometric interpretation (attribute 0028,0004) = "MONOCHROME2"
 - pixel representation (attribute 0028, 0103) = 1 (signed)
 - bits allocated (attribute 0028, 0100) = 16
 - bits stored (attribute 0028,0101) = 16
 - high bit (attribute 0028,0102) = 15
 - only aspect ratio 1:1 is supported
- Overlay plane
 - overlay type (attribute 60xx, 0040) = "G"
 - bits allocated (attribute 60xx, 0100) = 1
 - bit position (attribute 60xx, 0102) = 0
 - overlay data (attribute 60xx, 3000) = supported
 - For MOD LUT, both the linear LUT (Rescale Slope/Intercept) and the MOD LUT SQ are supported and considered when pixel data is displayed. However there are two limitations. The MOD LUT SQ will be ignored in the following cases:
- 8-Bit signed pixels
- the pixel format is changed by the MOD LUT (e.g. 8bit -> 16bit)
 - If the MOD LUT SQ contains multiple LUTs, then only the first one is used.

For VOI LUT, both the linear LUT (Window Center/Width) and the VOI LUT SQ are supported (VOI LUT SQ with 8 or 16 bit LUT data)

But if both, a VOI LUT SQ and a linear MOD LUT, are specified within one image, then the value for Rescale Slope is restricted to 1.

If the VOI LUT SQ contains multiple LUTs, then only the first one is used by default. The other VOI LUTs are selectable.

Only Rectangular and Circular Shutter Shape is supported in this version. Images containing other Shutter Shapes will be displayed w/o shutter.

5.1.3.1.3.2 Image Pixel Attribute Acceptance Criterion for Color Images - Viewing

The *syngo* MULTIMODALITY WORKPLACE Multi-Modality Viewing application supports the RGB color image description with the unsigned integer 24-bit color image plane pixel format. Accepted values:

- samples per pixel (attribute 0028, 0002) = 3
- photometric interpretation (attribute 0028,0004) = "RGB"
- pixel representation (attribute 0028, 0103) = 0
- bits allocated (attribute 0028, 0100) = 8
- bits stored (attribute 0028,0101) = 8
- high bit (attribute 0028,0102) = 7
- planar configuration (attribute 0028,0006) = 0 (pixel interleave) or 1 (plane interleave).

The *syngo* MULTIMODALITY WORKPLACE Multi-modality Viewing application supports the "Palette Color" color image description with the unsigned integer and 2's complement pixel format. Accepted values:

- samples per pixel (attribute 0028, 0002) = 1
- photometric interpretation (attribute 0028,0004) = "PALETTE COLOR"
- pixel representation (attribute 0028, 0103) = 0
- bits allocated (attribute 0028, 0100) = 8 and bits stored (attribute 0028,0101) = 8
- bits allocated (attribute 0028, 0100) = 16 and bits stored (attribute 0028,0101) = 16
- high bit (attribute 0028,0102) = 7, 15

Both 8-bit and 16-bit palettes are supported, but NO Segmented Palette Color LUTs.

The *syngo* MULTIMODALITY WORKPLACE Multi-modality Viewing application supports the YBR color image description with the unsigned integer pixel format. Accepted values:

- samples per pixel (attribute 0028, 0002) = 3
- photometric interpretation (attribute 0028,0004) = "YBR_FULL" or "YBR_FULL_422"
- pixel representation (attribute 0028, 0103) = 0
- bits allocated (attribute 0028, 0100) = 8 and bits stored (attribute 0028,0101) = 8
- high bit (attribute 0028,0102) = 7

If *syngo* MULTIMODALITY WORKPLACE software is making any persistent changes on a YBR image, the resulting new image will be saved with Photometric Interpretation = "RGB".

5.1.3.1.4 Presentation Context Acceptance Criterion

The *syngo* MULTIMODALITY WORKPLACE DICOM application will accept any number of verification or storage SOP classes that are listed above. The number of presentation contexts accepted is limited to the maximum of 127 (DICOM limit). In the event that the *syngo* MULTIMODALITY WORKPLACE DICOM application runs out of resources, it will reject the association request.

5.1.3.1.5 Transfer Syntax Selection Policies

The *syngo* MULTIMODALITY WORKPLACE DICOM application currently supports

- the Implicit VR Little Endian, the Explicit VR Little Endian and Explicit VR Big Endian Transfer Syntaxes
- the JPEG Lossless Non-hierarchical Transfer Syntax
- the JPEG Baseline and JPEG Extended Transfer Syntaxes (JPEG Lossy).
- the RLE Lossless Transfer Syntax
- the JPEG 2000 Lossless and Lossy Transfer Syntax

Any proposed presentation context including one of these Transfer Syntaxes will be accepted. Any proposed presentation context that does not include one of these Transfer Syntaxes will be rejected.

The order of preference in accepting Transfer Syntaxes within Presentation Contexts or Presentation Contexts with single Transfer Syntaxes is:

1. JPEG Lossy Extended
2. JPEG Lossless hierarchical
3. JPEG Lossy Baseline
4. RLE Lossless
5. Explicit VR Little Endian
6. Explicit VR Big Endian
7. Implicit VR Little Endian
8. JPEG 2000 Lossy
9. JPEG 2000 Lossless
10. JPEG LossLess Non-hierarchical
11. JPEG LS LOSSLESS

With RLE Lossless, JPEG 2000 Lossy and JPEG 2000 Lossless Transfer Syntax the *syngo* MULTIMODALITY WORKPLACE DICOM application will decompress the image before storing it into the database.

With Implicit VR Little Endian Transfer Syntax the *syngo* MULTIMODALITY WORKPLACE DICOM application will remove any Private Attributes not known to the application. Decision on

removal of a Private Element is done if there is NO entry in the attribute-dictionary of the *syngo* MULTIMODALITY WORKPLACE DICOM application.

Therefore any Explicit VR Transfer Syntax shall preferably be used by the Storage SCU's when sending Composite Image Instances to the *syngo* MULTIMODALITY WORKPLACE DICOM application.

6 Implementation Model Storage Commitment

The Storage Commitment service class defines an application-level class of service which facilitates the commitment to storage. It performs an additional task of commitment of composite objects apart from the network based storage of images as defined by the Storage Service class. The *syngo* MULTIMODALITY WORKPLACE DICOM implementation supports the Storage Commitment Push Model as SCU and SCP.

6.1 Application Data Flow Diagram

The *syngo* MULTIMODALITY WORKPLACE DICOM network implementation acts as SCU/SCP for the Storage Commitment Push Model Service using the Storage Commitment Service Class. The product target Operating System is Microsoft Windows 7 Ultimate x64 SP1.

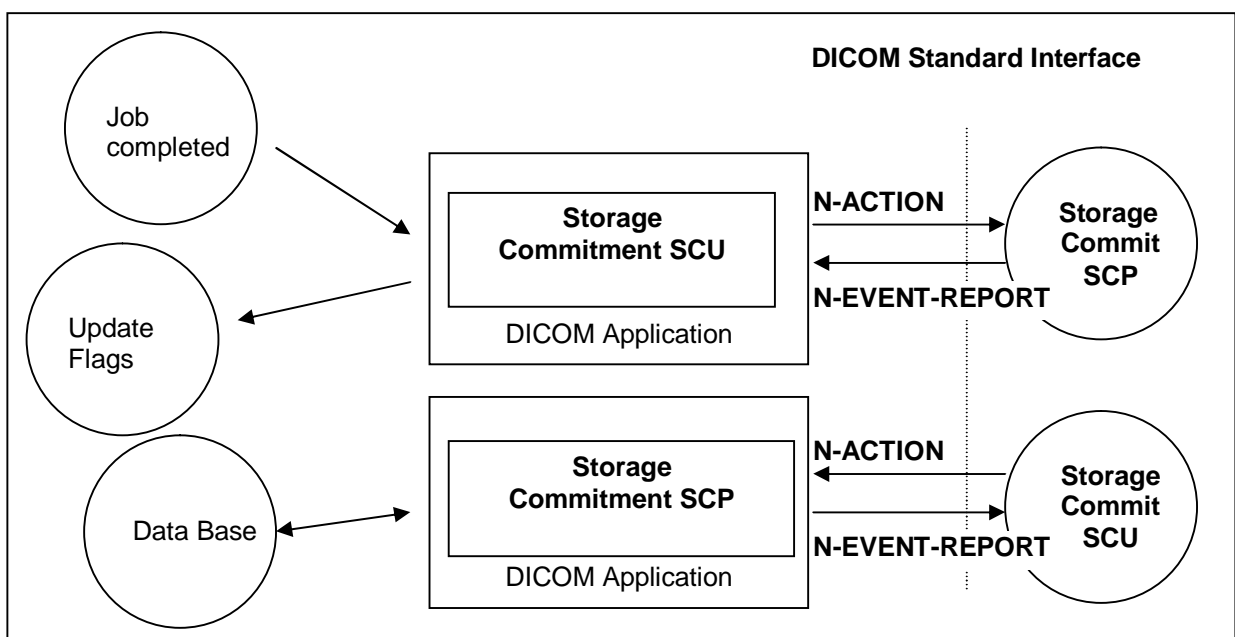


Figure 3: Application Data Flow Diagram – Storage Commitment SCU/SCP

6.2 Functional Definitions of Application Entities

With each successfully completed send job, the *syngo* MULTIMODALITY WORKPLACE DICOM Application will create a Storage Commitment Push Model Identifier from the SOP Instances sent. Then an a Storage Commit Request is triggered. Depending on configuration, the *syngo* MULTIMODALITY WORKPLACE DICOM application will keep the association open for responses with a configurable time-out, or closes the association and expects responses on a different association that has to be establishes by the remote Storage Commitment SCP.

The commitment status derived from the related trigger response will be indicated in the related Status Flags of the related entity. It is possible to create triggers ("auto rules") from this event.

The Transaction UUIDs of the pending commitment request are kept "open" for a configurable amount in time (default: 1h). If the "open time" for a pending commitment request has elapsed w/o a related response from the provider, the Transaction UUID is removed and the related entities are indicated as "commit failed".

In any case, commitment will only be requested for previously and successfully sent images.

The Storage Commitment SCP is running in background and is ready to receive request when the system is started.

6.3 Sequencing of real World Activities

The Storage Commitment trigger is automatically derived from the successful completion of a Send Job.

7 AE Specification Storage Commitment

7.1 Storage Commitment AE Specification

SIEMENS *syngo* MULTIMODALITY WORKPLACE DICOM application provides Standard Conformance to the following DICOMV3.0SOPClass as an SCU and SCP:

SOP Class Name	SOP Class UID
Storage Commitment Push Model	1.2.840.10008.1.20.1

7.1.1 Association Establishment Policies

7.1.1.1 General

With a Send Job successfully completed, the DICOM application will generate an Storage Commitment Identifier which references to all Instances of the processed job. The Commit Request is then sent over a single opened association. The *syngo* MULTIMODALITY WORKPLACE will wait for Status responses of the Storage Commitment Request. If the Provider accepts the Storage Commitment with Success Status, the generated Transaction UID, together with study identification data and a time-stamp, is kept. Depending on configuration, the association is closed when the configured time-out has elapsed or a response was received before. If the association is closed before a response was received, the response is then expected on a different association. Multiple Storage Commitment Requests can be pending. The default PDU size used will be 515KB.

7.1.1.2 Number of Associations

The *syngo* MULTIMODALITY WORKPLACE DICOM application initiates several associations at a time, one for each destination to which a transfer request is being processed in the active job queue list.

The *syngo* MULTIMODALITY WORKPLACE DICOM application is able to accept multiple associations at a time. It can handle up to 10 associations in parallel.

7.1.1.3 Asynchronous Nature

The *syngo* DICOM software supports asynchronous communication (multiple outstanding transactions over a single association).

syngo supports sending/receiving of the DICOM objects in asynchronous mode during network transfers. The asynchronous mode allows the user to specify a window size i.e Max Operations Invoked and Max Operations Performed for both SCU and SCP. The window size defines, the number of request messages can be sent/received over an association before a response message is required to be received.

Note: As this is optional configuration, the asynchronous communication configuration features can be enabled through the service UI in Configuration / DICOM / General for the local machine, and in DICOM/Network Nodes page for Remote machines.

7.1.1.4 Implementation Identifying Information

Implementation Class UID	1.3.12.2.1107.5.99.2
Implementation Version Name	"SIEMENS_MMWPVE61"

7.1.2 Association Initiation Policy

The *syngo* MULTIMODALITY WORKPLACE DICOM Application Entity acts as a Service Class User (SCU) for the

- Storage Commitment Push Model Service Class (to request commitment for storage of instances previously sent).

To do so, the *syngo* MULTIMODALITY WORKPLACE will issue a

- N-ACTION DIMSE to request commitment or a
- N-EVENT-REPORT DIMSE to respond to a received storage commitment request and the association was closed by the remote system prior to response.

7.1.2.1 Real World Activity – Storage Commitment

7.1.2.1.1 Associated Real-World Activity - Job Completed

The *syngo* MULTIMODALITY WORKPLACE Storage Commitment application sends the commit request (N-ACTION-RQ) message and waits for acceptance of this request (N-ACTION-RSP). After receiving this, the transaction is marked as "waiting".

Depending on a configuration value, the association will then be closed or kept open. In the first case, there is another configurable timeout giving the number of hours (h) and minutes (m) (by default 1h:0m) to wait for the corresponding commit response (N-EVENT-REPORT). In the second case, this time is the (also configurable) time-out for the association. For both cases, if the commit response (N-EVENT-REPORT) does not arrive during the configured time, the transaction will be marked as failed. The *syngo* MULTIMODALITY WORKPLACE does not re-send objects from a failed Storage Commitment result in any case.

If the commit response (N-EVENT-REPORT) received has the status of "complete - failure exists", the transaction is marked as failed, else the transaction is marked as "completed"; In both cases, a message is shown to the user.

7.1.2.1.2 Proposed Presentation Contexts - Job Completed

The *syngo* MULTIMODALITY WORKPLACE DICOM application will propose Presentation Contexts as shown in the following table:

Presentation Context Table					
Abstract Syntax		Transfer Syntax		Role	Ext. Neg.
Name	UID	Name List	UID List		
Storage Commitment Push Model	1.2.840.10008.1.20.1	Implicit VR Little Endian Explicit VR Little Endian Explicit VR Big Endian	1.2.840.10008.1.2 1.2.840.10008.1.2.1 1.2.840.10008.1.2.2	SCU	None

7.1.2.1.3 SOP Specific Conformance Statement- Job Completed

Storage Commitment is supported for all the SOP class UIDs as mentioned in 'Acceptable presentation contexts - Storage' in the Storage SCP section of this document.

The Referenced Study Component Sequence is not supported.

Storage Media File-Set ID and UID Attributes will not be supported in the commitment request (N-ACTION primitive) invoked by the Storage Commitment SCU.

7.1.2.1.4 Associated Real-World Activity - Send Commit Response

Acting as an Storage Commitment Provider, the *syngo* MULTIMODALITY WORKPLACE Storage Commitment AE received an Storage Commitment request, carried out the request, and is ready to send back the response, but the association is not open anymore. In this case it will by itself initiate an association to send the storage commitment response (N-EVENT-REPORT) to the SCU.

7.1.2.1.5 Proposed Presentation Contexts - Send Commitment Response

The Siemens *syngo* MULTIMODALITY WORKPLACE DICOM application will propose Presentation Contexts as shown in the following table:

Presentation Context Table					
Abstract Syntax		Transfer Syntax		Role	Ext. Neg.
Name	UID	Name List	UID List		
Storage Commitment Push Model	1.2.840.10008.1.20.1	Implicit VR Little Endian Explicit VR Little Endian Explicit VR Big Endian	1.2.840.10008.1.2 1.2.840.10008.1.2.1 1.2.840.10008.1.2.2	SCP	None

7.1.2.1.6 SOP Specific Conformance Statement - Send Commitment Response

Storage Media File-Set ID and UID Attributes will not be supported in the N-EVENT-REPORT primitive invoked by the Storage Commitment SCP.

7.1.3 Association Acceptance Policy

The *syngo* MULTIMODALITY WORKPLACE DICOM Application Entity acts as a Service Class Provider (SCP) for the

- Storage Commitment Push Model Service Class (Give a commitment to store previously received instances).

To do so, the *syngo* MULTIMODALITY WORKPLACE attempts to accept a

- N-ACTION DIMSE to receive a commitment request for the instance included or a
- N-EVENT-REPORT DIMSE to receive a storage commitment response from a previous request and the SCP behavior requires a different association than the commit request.

7.1.3.1 Associated Real-World Activity - Commit SCP

7.1.3.1.1 Associated Real-World Activity - Receive Commit Request

When receiving an Storage Commitment request the *syngo* MULTIMODALITY WORKPLACE DICOM application will perform the necessary steps to check the received list Instances against the local database or, if configured, check the Instances with the attached archive system.

7.1.3.1.2 Accepted Presentation Contexts - Receive Commit Request

The Siemens *syngo* MULTIMODALITY WORKPLACE DICOM application will accept Presentation Contexts as shown in the following table:

Presentation Context Table					
Abstract Syntax		Transfer Syntax		Role	Ext. Neg.
Name	UID	Name List	UID List		
Storage Commitment Push Model	1.2.840.10008.1.20.1	Implicit VR Little Endian Explicit VR Little Endian Explicit VR Big Endian	1.2.840.10008.1.2 1.2.840.10008.1.2.1 1.2.840.10008.1.2.2	SCP	None

7.1.3.1.3 SOP-specific Conformance Statement - Receive Commit Request

The *syngo* MULTIMODALITY WORKPLACE Storage Commitment DICOM Application can be configured to run on an archive system.

If the Storage Commitment Application is running on an archive system, it will interact with this archive system in order to commit the storage of images and will send back to the SCU the result of the operation.

If not running on an archive node, the *syngo* MULTIMODALITY WORKPLACE Storage Commitment AE will return success for images that are stored in the local database and failure for images that are not. However, the committed images can later be deleted by the user on the SCP side!

Remark: When not running on an archive system, sending data with Storage Commitment via network is a safe data transfer but does not fulfill the regulatory requirements of long-term archiving, objects with the "committed" flag may be deleted by the user.

7.1.3.2 Associated Real-World Activity - Commit SCU

7.1.3.2.1 Associated Real-World Activity - Update Flags

The *syngo* MULTIMODALITY WORKPLACE Storage Commitment DICOM Application has sent a Storage Commitment Request and, being configured to receive response on a separate association, has closed the association, and now it gets an association request from the Storage Commitment SCP that want to send the results. The *syngo* MULTIMODALITY WORKPLACE DICOM application will await Storage commitment Notification triggers. Any incoming Notification will be checked for validity, that is, if the related Transaction UID is still part of the Pending Request Queue.

If the Notification is valid, the Notification Identifier is evaluated and the related Instances marked with the related status. The over-all Commit Status of the higher Information Entities is derived from propagation of the States of all Image entities included in a study.

The Status Flags directly affected by Storage Commitment results and indicated in the different entities of the Patient Browser list can be one of

- “AC” or “SC” - Successful Commitment, A means archived to configured Archive destination, whereas S means sent to any other destination
- “Af” or “Sf” - Commitment failed.
- “A?” or “S?” - Commitment request is sent, response is pending.

In case of failure the user has to repeat the transfer of images to the Archive destination. Another Storage Commitment will be performed after sending is completed successfully.

Note: The flags A (Archived) and S (Sent) respectively only indicate the receipt of the images by remote AE. They do not indicate successful storage in the intended archive. The data may be lost if it is deleted by the sender e.g. by an auto delete mechanism and if it cannot be stored by the receiver.

Advice the service technician always to use ‘storage commitment’ if supported by sender and receiver of data.

Source of danger: Misleading/misinterpretation of the flags AC/SC

Flags “AC” and “SC” depict receipt and storage on hard disk on the receiver side which may be not sufficient to fulfill the regulatory requirements of long-term archiving.

Consequence: Loss of data within the required period of retention.

Remedy: Sending the data with the attributes “AC” or “SC” via network indicates a safe data transfer but does not fulfill the regulatory requirements of long-term archiving. Objects with the “committed” flag may be deleted by the user. Observe the regulatory requirements regarding the archiving procedure.

7.1.3.2.2 Accepted Presentation Contexts - Update Flags

The Siemens syngo MULTIMODALITY WORKPLACE DICOM application will accept Presentation Contexts as shown in the following table:

Presentation Context Table					
Abstract Syntax		Transfer Syntax		Role	Ext. Neg.
Name	UID	Name List	UID List		
Storage Commitment Push Model	1.2.840.10008.1.20.1	Implicit VR Little Endian Explicit VR Little Endian Explicit VR Big Endian	1.2.840.10008.1.2 1.2.840.10008.1.2.1 1.2.840.10008.1.2.2	SCU	None

7.1.3.2.3 SOP-specific Conformance Statement - Update Flags

If the Commitment response (N-EVENT-REPORT) received has the status of “complete - failure exists”, the transaction is marked as failed, else the transaction is marked as “completed”; In both cases, a message is shown to the user.

The related status flags are set for the committed images in the local database.

The syngo MULTIMODALITY WORKPLACE DICOM application will NOT support the Storage Media File Set ID attributes.

8 Implementation Model Query / Retrieve

The query/retrieve service class defines an application-level class of services which facilitates the management of images and patient data against the well-defined information model of DICOM and allows a DICOM AE to retrieve images from a remote DICOM node or to request a remote DICOM AE to initiate a transfer of images to another DICOM AE. The *syngo* MULTIMODALITY WORKPLACE DICOM query/retrieve application supports the query/retrieve services to act as SCU and SCP.

8.1 Application Data Flow Diagram

The *syngo* MULTIMODALITY WORKPLACE DICOM network implementation acts as SCU and SCP for the query/retrieve network service. The product target Operating System is Microsoft Windows 7 Ultimate x64 SP1.

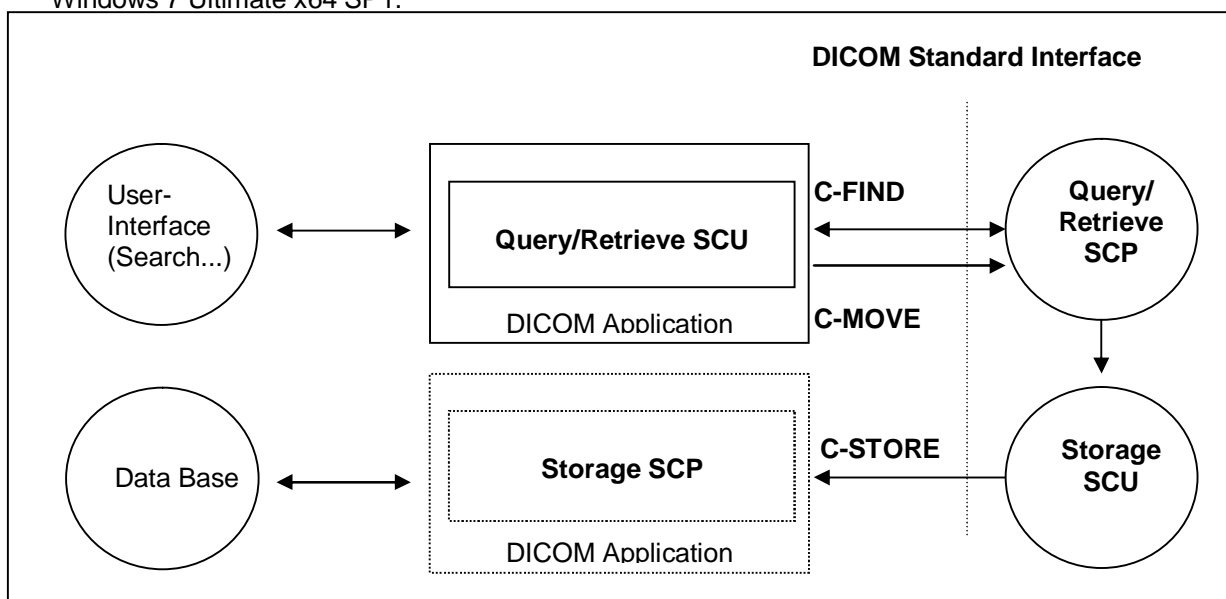


Figure 4: *syngo* MULTIMODALITY WORKPLACE Application Data Flow Diagram – Query/Retrieve SCU

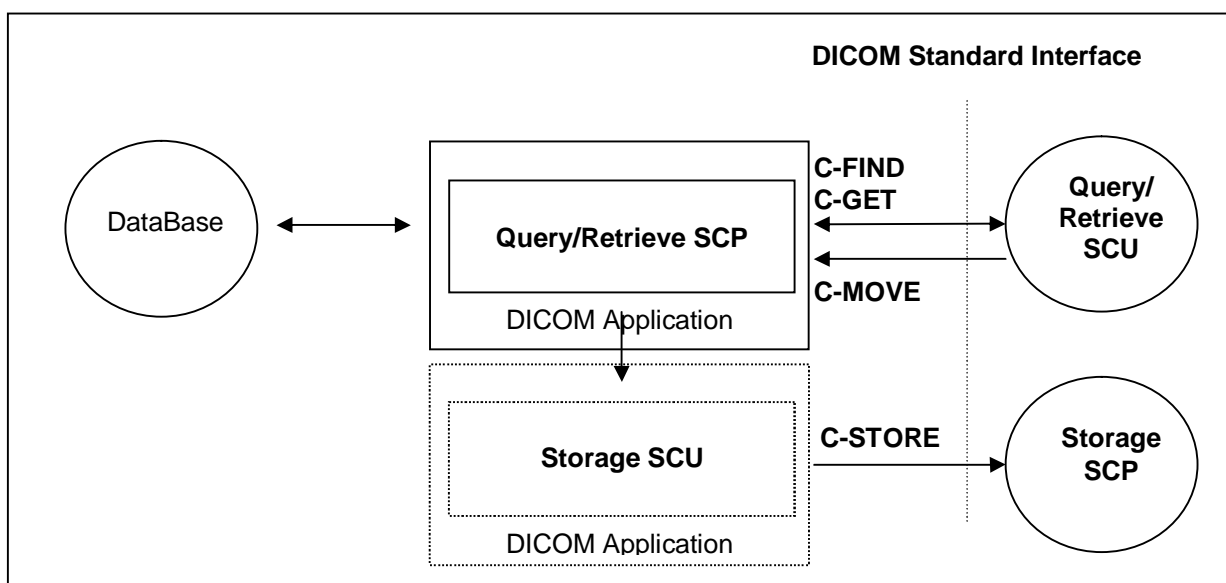


Figure 5: syngo MULTIMODALITY WORKPLACE Application Data Flow Diagram – Query/Retrieve SCP

8.2 Functional Definitions of Application Entities

The syngo MULTIMODALITY WORKPLACE DICOM query/retrieve SCU requests the remote query/retrieve SCP to perform a search and match to the keys specified in the request in order to display the results in the syngo MULTIMODALITY WORKPLACE user interface. Depending on user action (Import) the syngo MULTIMODALITY WORKPLACE DICOM SCU sends a C-MOVE DIMSE service to initiate a C-STORE sub-operation on the SCP to start an image transfer from remote Storage SCU (running on Query/Retrieve SCP) to the syngo MULTIMODALITY WORKPLACE Storage SCP.

The syngo MULTIMODALITY WORKPLACE DICOM query/retrieve SCP responds to C-FIND DIMSE services from remote SCU applications. Depending on further remote request, a C-GET or a C-MOVE involves the syngo MULTIMODALITY WORKPLACE DICOM query/retrieve SCP application to initiate a C-STORE association (by triggering and parametrizing the own Storage SCU) to send image objects to a remote Storage SCP.

All components of the DICOM query/retrieve SCP application are operating as background server processes. They are existing when the machine is powered on and then respond to queries based on the records stored in its database.

8.3 Sequencing of Real-World Activities

Retrieve of images is only possible if results from a previous “Search...” operation exist and those entities can be selected for “Import”.

9 Application Entity Specification Query/Retrieve

9.1 Query/Retrieve Service AEs Specification

The Query/Retrieve SCU requests that the remote SCP performs a match of all keys specified in the request, against the information in its database and the identified images will be moved over a different (C-MOVE) storage association.

The Query/Retrieve SCP responds to queries based on the records based on its database and images will be sent to the requesting SCU or to a different storage destination.

SIEMENS syngo MULTIMODALITY WORKPLACE DICOM products provide Standard Conformance to the following DICOM V3.0 SOP Classes as SCU:

SOP Class Name	SOP Class UID
Patient Root Query/Retrieve Information Model - FIND	1.2.840.10008.5.1.4.1.2.1.1
Patient Root Query/Retrieve Information Model - MOVE	1.2.840.10008.5.1.4.1.2.1.2
Study Root Query/Retrieve Information Model - FIND	1.2.840.10008.5.1.4.1.2.2.1
Study Root Query/Retrieve Information Model - MOVE	1.2.840.10008.5.1.4.1.2.2.2
Patient/Study Only Query/Retrieve Information Model - FIND	1.2.840.10008.5.1.4.1.2.3.1
Patient/Study Only Query/Retrieve Information Model - MOVE	1.2.840.10008.5.1.4.1.2.3.2

The following SOP classes are supported in addition by the syngo Study Transfer application.

SOP Class Name	SOP Class UID
Patient Root Query/Retrieve Information Model - GET	1.2.840.10008.5.1.4.1.2.1.3
Study Root Query/Retrieve Information Model - GET	1.2.840.10008.5.1.4.1.2.2.3
Patient/Study Only Query/Retrieve Information Model - FIND	1.2.840.10008.5.1.4.1.2.3.1
Patient/Study Only Query/Retrieve Information Model - MOVE	1.2.840.10008.5.1.4.1.2.3.2
Patient/Study Only Query/Retrieve Information Model - GET	1.2.840.10008.5.1.4.1.2.3.3

SIEMENS syngo MULTIMODALITY WORKPLACE DICOM products provide Standard Conformance to the following DICOM V3.0 SOP Classes as an SCP:

SOP Class Name	SOP Class UID
Patient Root Query/Retrieve Information Model - FIND	1.2.840.10008.5.1.4.1.2.1.1
Patient Root Query/Retrieve Information Model - MOVE	1.2.840.10008.5.1.4.1.2.1.2
Patient Root Query/Retrieve Information Model - GET	1.2.840.10008.5.1.4.1.2.1.3
Study Root Query/Retrieve Information Model - FIND	1.2.840.10008.5.1.4.1.2.2.1

Study Root Query/Retrieve Information Model - MOVE	1.2.840.10008.5.1.4.1.2.2.2
Study Root Query/Retrieve Information Model - GET	1.2.840.10008.5.1.4.1.2.2.3
Patient/Study Only Query/Retrieve Information Model - FIND	1.2.840.10008.5.1.4.1.2.3.1
Patient/Study Only Query/Retrieve Information Model – MOVE	1.2.840.10008.5.1.4.1.2.3.2
Patient/Study Only Query/Retrieve Information Model - GET	1.2.840.10008.5.1.4.1.2.3.3

Note: See also the Storage DICOM Conformance Statement of the *syngo* MULTIMODALITY WORKPLACE DICOM application to compare for conformance of the C-STORE sub-operation generated by the C-GET or C-MOVE DIMSE services. Furthermore compare the supported Storage Service SOP classes described in the Storage DICOM Conformance Statement of the Modality to which the images shall be transferred to.

9.1.1 Association Establishment Policies

9.1.1.1 General

With the “Search...” function the query data are input and the DICOM query/retrieve application is started. A query request will be sent out to one remote node that can be selected from a list of configured Query Providers and the response data will be displayed for the user. Upon request (Import), the retrieval of selected items is initiated. The default PDU size used will be 515KB.

9.1.1.2 Number of Associations

The *syngo* MULTIMODALITY WORKPLACE DICOM application initiates several associations at a time, one for each destination to which a transfer request is being processed in the active job queue list.

The *syngo* MULTIMODALITY WORKPLACE DICOM application is able to accept multiple associations at a time. It can handle up to 10 associations in parallel.

9.1.1.3 Asynchronous Nature

The *syngo* MULTIMODALITY WORKPLACE DICOM software does not support asynchronous communication (multiple outstanding transactions over a single association).

9.1.1.4 Implementation Identifying Information

Implementation Class UID	1.3.12.2.1107.5.99.2
Implementation Version Name	“SIEMENS_MMWPVE61”

9.1.2 Association Initiation Policy

The query user interface will request the query-data from user and triggers one C-FIND request to the selected remote node. The response data will be displayed in the query UI for further data navigation.

When requesting Import of related items the browser requests the retrieve application to send a C-MOVE request to the related remote node. Images will then be received by the Storage SCP as described in the related section.

9.1.2.1 Real World Activity - Find SCU

9.1.2.1.1 Associated Real-World Activity - Find SCU “Search”

The associated Real-World activity is to fill out a query form with search data and pass it as query to the network application which issues a C-FIND over a previously built association. The remote SCP will respond with related data-entries that will be passed to a browser application. When data transfer is finished the association is closed.

9.1.2.1.2 Proposed Presentation Contexts - Find SCU

The syngo MULTIMODALITY WORKPLACE DICOM application will propose Presentation Contexts as shown in the following table:

Presentation Context Table					
Abstract Syntax		Transfer Syntax		Role	Ext. Neg.
Name	UID	Name List	UID List		
Patient Root Query/Retrieve Model – FIND	1.2.840.10008.5.1.4.1.2.1.1	Implicit VR Little Endian Explicit VR Little Endian Explicit VR Big Endian	1.2.840.10008.1.2 1.2.840.10008.1.2.1 1.2.840.10008.1.2.2	SCU	None
Study Root Query/Retrieve Model – FIND	1.2.840.10008.5.1.4.1.2.2.1	Implicit VR Little Endian Explicit VR Little Endian Explicit VR Big Endian	1.2.840.10008.1.2 1.2.840.10008.1.2.1 1.2.840.10008.1.2.2	SCU	None

It is configurable which of the two query models (or both) are to be used by the syngo MULTIMODALITY WORKPLACE DICOM Query SCU application. If both Abstract Syntaxes are configured, The C-FIND SCU will use the Patient Root Model only for C-FIND requests on PATIENT level. For all other levels it will use the STUDY root model.

Presentation Context Table					
Abstract Syntax		Transfer Syntax		Role	Ext. Neg.
Name	UID	Name List	UID List		
Patient/Study Only Query/Retrieve Model – FIND	1.2.840.10008.5.1.4.1.2.3.1	Implicit VR Little Endian Explicit VR Little Endian Explicit VR Big Endian	1.2.840.10008.1.2 1.2.840.10008.1.2.1 1.2.840.10008.1.2.2	SCU	None

9.1.2.1.3 Conformance Statement - Find SCU

The syngo MULTIMODALITY WORKPLACE DICOM Query/Retrieve SCU supports hierarchical queries with all mandatory search keys. The interactive querying of attributes on IMAGE level is not supported by the Query SCU. Nevertheless, retrieval of individual Objects is possible. The following table describes the search keys for the different query models that the SCU supports. Matching is either wildcard, which means that the user can supply a string containing wildcards, or universal, which means that the attribute is requested as return value.

Attribute name	Tag	Type	Matching	User input	return value display
Patient Level^a					
Patient Name	(0010,0010)	R	Single, Wildcard ^b	enter value	yes
Patient ID	(0010,0020)	U	Single, Wildcard ^b	enter value	yes
Patient's Birth date	(0010,0030)	O	Single	enter value	yes
Patient's Sex	(0010,0040)	O	Single	enter value	yes
Number of Patient related Studies	(0020,1200)	O	universal (Null)	-	yes ^c
Number of Patient related Series	(0020,1202)	O	universal (Null)	-	no
Number of Patient related Instances	(0020,1204)	O	universal (Null)	-	no
Study Level					
Patient Name ^d	(0010,0010)	R	Single, Wildcard ^b	enter value	yes
Patient ID	(0010,0020)	R	Single, Wildcard ^b	enter value	yes
Patient's Birth date ^d	(0010,0030)	O	Single	enter value	yes
Patient's Sex ^d	(0010,0040)	O	Single	enter value	yes
Study Instance UID	(0020,000D)	U	Single	enter value	Yes
Study ID	(0020,0010)	R	Single, Wildcard ^b	enter value	yes
Study Date	(0008,0020)	R	Single, range matching	enter value ^e	yes
Study Time	(0008,0030)	R	Single, range matching	enter value ^f	yes
Accession Number	(0008,0050)	R	Single, Wildcard ^b	Enter value	yes
Study Description	(0008,1030)	O	Single, Wildcard ^b	Enter value	yes
Referring Physician's Name	(0008,0090)	O	Single, Wildcard ^b	Enter value	yes
Name of Physician	(0008,1060)	O	Single, Wildcard ^b	Enter value	yes

^a Patient Root Information Model only

^b Always a "*" is appended to the user-supplied string

^c Implicitly visualized in the UI if no study and series search attributes have been entered

^d Study Root Information Model only

^e Date/Time range also possible

^f Date/Time range also possible

Attribute name	Tag	Type	Matching	User input	return value display
Reading Study					
Modalities in Study	(0008,0061)	O	Single, Wildcard ^b	Enter value	yes
Storage Media File-Set ID	(0008,0130)	O	universal (Null)	-	no
Retrieve AE Title	(0008,0054)	O	universal (Null)	-	no
Number of Study related Series	(0020,1206)	O	universal (Null)	-	yes ^a
Number of Study related Instances	(0020,1208)	O	universal (Null)	-	no
Series Level					
Series Instance UID	(0020,000E)	U	Single	Enter value	yes
Series Number	(0020,0011)	R	Single	Enter value	yes
Modality	(0008,0060)	R	Single, Wildcard ^b	enter value	yes
Series Description	(0008,103E)	O	Single, Wildcard ^b	enter value	yes
Body Part Examined	(0018,0015)	O	Single, Wildcard ^b	enter value	yes
Performing Physician	(0008,1050)	O	Single, Wildcard ^b	enter value	yes
Storage Media File-Set ID	(0008,0130)	O	universal (Null)	-	yes
Retrieve AE Title	(0008,0054)	O	universal (Null)	-	yes
Protocol Name	(0018,1030)	O	universal (Null)	-	no
Perf. Procedure Step Start Date	(0040,0244)	O	Single, Range	-	yes
Perf. Procedure Step Start Time	(0040,0245)	O	Single, Range	-	yes
Requested Attribute Sequence	(0040,0275)	O	Sequence matching	-	yes
> Requested Procedure ID	(0040,1001)	O	Single, Wildcard ^b	Enter value	yes
> Scheduled Procedure ID	(0040,0009)	O	Single, Wildcard ^b	Enter value	yes
Number of Series related Instances	(0020,1209)	O	universal (Null)	-	yes
Image Level					
SOP Instance UID	(0008,0018)	U	single value	-	No
Image Number	(0020,0013)	R	universal (Null)	-	Yes
Storage Media File-Set ID	(0008,0130)	O	universal (Null)	-	No
Retrieve AE Title	(0008,0054)	O	universal (Null)	-	No
Instance Date	(0008,0023)	O	universal (Null)	-	No
Instance Time	(0008,0033)	O	universal (Null)	-	No

^a Implicitly if no series search attributes have been entered

^b Always a '*' is appended to the user-supplied string

Attribute name	Tag	Type	Matching	User input	return value display
Number of Frames	(0028,0008)	O	universal (Null)	-	yes
Content Date	(0008,0023)	O	single value, range matching, universal	enter value	Yes
Content Time	(0008,0033)	O	single value, range matching, universal	enter value	Yes
Referenced Request Sequence	(0040,A370)	O	sequence matching	-	Yes
>Accession Number	0008,0050)	O	single value, universal	-	Yes
>Requested Procedure ID	(0040,1000)	O	single value, universal	-	Yes
Concept Name Code Sequence	(0040,A043)	O	sequence matching	enter value	Yes
>Code Value	(0008,0100)	O	single value, universal, wildcard	-	Yes
>Coding Scheme Designator	(0008,0102)	O	single value, universal, wildcard	-	Yes
>Coding Scheme Version	(0008,0103)	O	single value, universal, wildcard	-	Yes
>Code Meaning	(0008,0104)	O	single value, universal, wildcard	enter value	Yes
Template Identifier	(0040,DB00)	O	single value, universal, wildcard	-	Yes
Completion Flag	(0040,A491)	O	single value, universal, wildcard	enter value	Yes
Verification Flag	(0040,A493)	O	single value, universal, wildcard	enter value	Yes
Verifying Observer Sequence	(0040,A073)	O	sequence matching	enter value	Yes
>Verifying Organization	(0040,A027)	O	single value, universal, wildcard	-	Yes
>Verifying DateTime	(0040,A030)	O	single value, range matching, universal	enter value	Yes
>Verifying Observer Name	(0040,A075)	O	single value, universal, wildcard	enter value	Yes
>Verifying Observer Identification Code Sequence	(0040,A088)	O	sequence matching	-	Yes
>>Code Value	(0008,0100)	O	single value, universal, wildcard	-	Yes
>>Coding Scheme Designator	(0008,0102)	O	single value, universal, wildcard	-	Yes

Attribute name	Tag	Type	Matching	User input	return value display
>>Coding Scheme Version	(0008,0103)	O	single value, universal, wildcard	-	Yes
>>Code Meaning	(0008,0104)	O	single value, universal, wildcard	-	yes
Approval Status	(300E,0002)	O	single value, universal, wildcard	enter value	yes
Review Date	(300E,0004)	O	single value, range matching, universal	-	yes
Review Time	(300E,0005)	O	single value, range matching, universal	-	yes
Reviewer Name	(300E,0008)	O	single value, universal, wildcard	-	yes

The Find SCU interprets following status codes:

C-FIND response status

Service Status	Meaning	Protocol Codes	Related Fields
Refused	Out of Resources	A700	(0000,0902)
Failed	Identifier does not match SOP Class	A900	(0000,0901) (0000,0902)
	Unable to process	Cxxx	(0000,0901) (0000,0902)
Cancel	Matching terminated due to Cancel request	FE00	None
Success	Matching is complete - No final Identifier is supplied	0000	None
Pending	Matches are continuing - Current Match is supplied and any Optional Keys were supported in the same manner as Required Keys	FF00	Identifier
	Matches are continuing - Warning that one or more Optional Keys were not supported for existence and/or matching for this identifier	FF01	Identifier

Any Division using only the Query UI application has to remove this section.

The syngo Query / Retrieve application is using only a subset of the search attributes supported by study transfer. StudyTransfer API supports all DICOM query models: Patient_Root, Study_Root, Patient/Study_Only.

The StudyTransfer Find SCU is supporting the same attributes as the StudyTransfer Find SCP.

The Find SCU interprets the following status codes:

Service Status	Meaning	Error Codes	Related Fields
Refused	Out of Resources	A700	(0000,0902)
Failed	Identifier does not match SOP Class	A900	(0000,0901) (0000,0902)
	Unable to process	CXXX	(0000,0901) (0000,0902)
Cancel	Matching terminated due to Cancel request	FE00	None
Success	Matching is complete - No final Identifier is supplied	0000	None
Pending	Matches are continuing - Current Match is supplied and any Optional Keys were supported in the same manner as Required Keys	FF00	Identifier
	Matches are continuing - Warning that one or more Optional Keys were not supported for existence and/or matching for this identifier	FF01	Identifier

9.1.2.2 Real World Activity - Get SCU

9.1.2.2.1 Associated Real-World Activity - Get SCU

The DICOM query UI application only supports C-MOVE SCU but not C-GET SCU.

The C-GET SCU is available only if the direct syngo StudyTransfer API is used.

Therefore all divisions should remove this section about Get-SCU if they don't use the direct StudyTransfer API but only the syngo query UI application.

The associated Real-World activity is to initiate retrievals of images using the C-GET operation with the query model Patient Root, Study Root and Patient/Study Only. The Storage Service Class Conformance Statement describes the C-STORE service which is generated by the C-GET service.

9.1.2.2.2 Proposed Presentation Contexts - Get SCU

The syngo MULTIMODALITY WORKPLACE DICOM application will propose Presentation Contexts as shown in the following table:

Presentation Context Table					
Abstract Syntax		Transfer Syntax		Role	Ext. Neg.
Name	UID	Name List	UID List		
Patient Root Query/Retrieve Model – GET	1.2.840.10008.5.1.4.1.2.1.3	Implicit VR Little Endian Explicit VR Little Endian Explicit VR Big Endian	1.2.840.10008.1.2 1.2.840.10008.1.2.1 1.2.840.10008.1.2.2	SCU	None
Study Root Query/Retrieve Model – GET	1.2.840.10008.5.1.4.1.2.2.3	Implicit VR Little Endian Explicit VR Little Endian Explicit VR Big Endian	1.2.840.10008.1.2 1.2.840.10008.1.2.1 1.2.840.10008.1.2.2	SCU	None
Patient/Study Only Query/Retrieve Model – GET	1.2.840.10008.5.1.4.1.2.3.3	Implicit VR Little Endian Explicit VR Little Endian Explicit VR Big Endian	1.2.840.10008.1.2 1.2.840.10008.1.2.1 1.2.840.10008.1.2.2	SCU	None

Note: C-GET Extended Negotiation will be NOT supported by the SCU.

9.1.2.2.3 SOP Specific Conformance Statement - Get SCU

At association establishment time the C-GET presentation context must be negotiated along with the C-STORE sub-operations which must be accomplished on the same association as the C-GET operation.

The Get SCU interprets following status codes:

Service Status	Meaning	Error Codes	Related Fields
Refused	Out of Resources - Unable to calculate number of matches	A701	(0000,0902)
	Out of Resources - Unable to perform suboperations	A702	(0000,1020) (0000,1021) (0000,1022) (0000,1023)
Failed	Identifier does not match SOP Class	A900	(0000,0901) (0000,0902)
	Unable to process	CXXX	(0000,0901) (0000,0902)
Cancel	Sub-operations terminated due to Cancel Indication	FE00	(0000,1020) (0000,1021) (0000,1022) (0000,1023)
Warning	Sub-operations Complete - One or more Failures or Warnings	B000	(0000,1020) (0000,1021) (0000,1022) (0000,1023)
Success	Sub-operations Complete - No Failures or Warning	0000	(0000,1020) (0000,1021) (0000,1022)

Service Status	Meaning	Error Codes	Related Fields
			(0000,1023)
Pending	Sub-operations are continuing	FF00	(0000,1020) (0000,1021) (0000,1022) (0000,1023)

9.1.2.3 Real-World Activity – Move SCU

9.1.2.3.1 Associated Real-World Activity – Move SCU “Import”

When selecting a data entry in the Query UI and activate the “Import” function, a retrieval request is passed to the archival application which issues a C-MOVE service according to the Patient Root or Study Root query model. (The Storage Service Class Conformance Statement describes the C-STORE service, which is generated by processing the C-MOVE service.)

The transferred image data are processed as described in the storage class SCP descriptions.

The possibility to request the remote C-MOVE provider (remote application that responded to the C-FIND) to move data to an application entity other than the C-MOVE SCU (the *syngo* MULTIMODALITY WORKPLACE DICOM application) is NOT USED.

C-MOVE operation on Patient Level is not supported by the Query UI.

9.1.2.3.2 Proposed Presentation Contexts - Move SCU “Import”

The *syngo* MULTIMODALITY WORKPLACE DICOM application will propose Presentation Contexts as shown in the following table:

Presentation Context Table					
Abstract Syntax		Transfer Syntax		Role	Ext. Neg.
Name	UID	Name List	UID List		
Patient Root Query/Retrieve Model – MOVE	1.2.840.10008.5.1.4.1.2.1.2	Implicit VR Little Endian Explicit VR Little Endian Explicit VR Big Endian	1.2.840.10008.1.2 1.2.840.10008.1.2.1 1.2.840.10008.1.2.2	SCU	None
Study Root Query/Retrieve Model – MOVE	1.2.840.10008.5.1.4.1.2.2.2	Implicit VR Little Endian Explicit VR Little Endian Explicit VR Big Endian	1.2.840.10008.1.2 1.2.840.10008.1.2.1 1.2.840.10008.1.2.2	SCU	None

Note: C-MOVE extended negotiation will not be supported by the SCU

Presentation Context Table					
Abstract Syntax		Transfer Syntax		Role	Ext. Neg.
Name	UID	Name List	UID List		
Patient/Study OnlyQuery/Retrieve Model – MOVE	1.2.840.10008.5.1.4.1.2.3.2	Implicit VR Little Endian Explicit VR Little Endian Explicit VR Big Endian	1.2.840.10008.1.2 1.2.840.10008.1.2.1 1.2.840.10008.1.2.2	SCU	None

StudyTransfer is supporting C-MOVE on Patient level.

9.1.2.3.3 SOP Specific Conformance Statement - Move SCU “Import”

At association establishment time the C-MOVE presentation context shall be negotiated. The C-STORE sub-operations must be done on a different association to transfer images to the own Storage Service Class SCP.

The Move SCU interprets following status codes:

Service Status	Meaning	Error Codes	Related Fields
Refused	Out of Resources - Unable to calculate number of matches	A701	(0000,0902)
	Out of Resources - Unable to perform sub operations	A702	(0000,1020) (0000,1021) (0000,1022) (0000,1023)
Failed	Identifier does not match SOP Class	A900	(0000,0901) (0000,0902)
	Unable to process	CXXX	(0000,0901) (0000,0902)
Cancel	Sub-operations terminated due to Cancel Indication	FE00	(0000,1020) (0000,1021) (0000,1022) (0000,1023)
Warning	Sub-operations Complete - One or more Failures or Warnings	B000	(0000,1020) (0000,1021) (0000,1022) (0000,1023)
Success	Sub-operations Complete - No Failures or Warning	0000	(0000,1020) (0000,1021) (0000,1022) (0000,1023)
Pending	Sub-operations are continuing	FF00	(0000,1020) (0000,1021) (0000,1022) (0000,1023)

9.1.3 Association Acceptance Policy

The syngo MULTIMODALITY WORKPLACE DICOM application will accept associations for the following DIMSE-C operations as SCP:

- C-FIND
- C-GET
- C-MOVE
- C-FIND-CANCEL
- C-GET-CANCEL
- C-MOVE-CANCEL

9.1.3.1 Real-World Activity - Find SCP

9.1.3.1.1 Associated Real-World Activity - Find SCP

The associated Real-World activity is to respond query requests to an SCU with the query model Patient Root, Study Root and Patient/Study Only. Relational retrieve operation is NOT supported. With a C-FIND-CANCEL request the running query can be canceled at any time.

Multiple C-FIND requests over the same association are supported.

9.1.3.1.2 Accepted Presentation Contexts - Find SCP

The syngo MULTIMODALITY WORKPLACE DICOM application will accept Presentation Contexts as shown in the following table:

Presentation Context Table					
Abstract Syntax		Transfer Syntax		Role	Ext. Neg.
Name	UID	Name List	UID List		
Patient Root Query/Retrieve Model – FIND	1.2.840.10008.5.1.4.1.2.1.1	Implicit VR Little Endian Explicit VR Little Endian Explicit VR Big Endian	1.2.840.10008.1.2 1.2.840.10008.1.2.1 1.2.840.10008.1.2.2	SCP	None
Study Root Query/Retrieve Model – FIND	1.2.840.10008.5.1.4.1.2.2.1	Implicit VR Little Endian Explicit VR Little Endian Explicit VR Big Endian	1.2.840.10008.1.2 1.2.840.10008.1.2.1 1.2.840.10008.1.2.2	SCP	None
Patient/Study Only Query/Retrieve Model – FIND	1.2.840.10008.5.1.4.1.2.3.1	Implicit VR Little Endian Explicit VR Little Endian Explicit VR Big Endian	1.2.840.10008.1.2 1.2.840.10008.1.2.1 1.2.840.10008.1.2.2	SCP	None

Note: C-FIND Extended Negotiation will NOT be supported.

The order of preference for accepting Transfer Syntaxes is: 1. Explicit VR Little Endian, 2. Explicit VR Big Endian, 3. Implicit VR Little Endian

9.1.3.1.3 SOP Specific Conformance Statement - Find SCP

The syngo MULTIMODALITY WORKPLACE DICOM Query/Retrieve SCP supports hierarchical queries with all mandatory and optional search keys.

The following six notes apply to the handling of attribute PatientsName (0010, 0010) as Query/Retrieve SCP:

The syntactical structure of PatientsName (0010, 0010) attribute is as follows:

<single byte group>=<ideographic group>=<phonetic group>

Each group may have up to five components, which are separated by carets “^”:

1. Matching of PatientsName attribute (0010, 0010) is done case-insensitive.
2. If a search string matches the complete value of a data base object's PatientsName, a match will be returned.
3. If a search string matches an individual group (single byte, ideographic or phonetic) of a data base object's PatientsName, a match will be returned.
4. If a search string matches two consecutive groups of a data base object's PatientsName, a match will be returned.
5. Redundant group separators “=” or component separators “^” are treated as insignificant for matching.
6. Leading and trailing blanks within a component or a group of PatientsName (0010,0010) are treated as insignificant for matching.

Except for attribute PatientsName (0010/0010) any other query attribute contents will be treated case-sensitive.

With wildcard queries the symbol “?” is treated as “*” by the C-FIND SCP application. As a consequence the query string of “?abc*” will be processed as “*abc*”.

If the value for the patient-level unique key “Patient ID” is not known, it may be returned with zero length. The attribute “Image Comments” will not be included in the C-FIND-RSP, if it is not set in the DB, even if it was requested as return key in the related C-FIND-RQ.

Usage of Storage Media File-Set ID, Retrieve AE Title with C-FIND-RSP message:

- The C-FIND SCP may return the DICOM attributes StorageMediaFileSetID (0088,0130) and StorageMediaFileSetUID (0088,0140) as empty or not at all. The Storage Media File-Set ID - if existent - can be returned at Study/Series/Image Level. Only on Image Level, the values of ONLINE, NEARLINE or OFFLINE are returned to indicate the Storage Location of the related Instance.
- The C-FIND SCP may return the DICOM attribute Retrieve AE Title (0008,0054) as empty or not at all. The Retrieve AE Title - if existent - can only be returned at Image Level (for Patient Root and Study Root models) or Study Level (for Patient/Study Only model).

Relational Queries are **not** supported.

A remote DICOM AE can cancel the running query by sending a C-FIND-CANCEL. Matches are possibly continuing (more C-FIND response with status PENDING) until the cancel operation has completed.

The supported attributes on the various query levels of the three supported information models are listed in the tables of the following sections.

9.1.3.1.3.1 Patient Root Information Model

Attribute Name	Tag	Usage SCU	Matching
Patient Level			
Patient Name	(0010,0010)	R	single value, wildcard, universal
Patient ID	(0010,0020)	U	single value, wildcard, universal
Patient's Birth Date	(0010,0030)	O	single value, range, universal
Patient's Birth Time	(0010,0032)	O	single value, range, universal
Patient's Sex	(0010,0040)	O	single value, wildcard, universal
Ethnic Group	(0010,2160)	O	single value, wildcard, universal
Patient Comments	(0010,4000)	O	wildcard, universal
Number of Patient related Studies	(0020,1200)	O	universal
Number of Patient related Series	(0020,1202)	O	universal
Number of Patient related Instances	(0020,1204)	O	universal
Study Level			
Study Instance UID	(0020,000D)	U	single value, list of UIDs
Study ID	(0020,0010)	R	single value, wildcard, universal
Study Date	(0008,0020)	R	single value, range, universal
Study Time	(0008,0030)	R	single value, range, universal
Accession Number	(0008,0050)	R	single value, wildcard, universal
Referring Physician's Name	(0008,0090)	O	single value, wildcard, universal
Study Description	(0008,1030)	O	single value, wildcard, universal
Admitting Diagnoses Description	(0008,1080)	O	single value, wildcard, universal
Patient's Age	(0010,1010)	O	single value, wildcard, universal
Patient's Size	(0010,1020)	O	single value, universal
Patient's Weight	(0010,1030)	O	single value, universal
Occupation	(0010,2180)	O	single value, wildcard, universal
Additional Patient History	(0010,21B0)	O	wildcard, universal
Name of Physician reading Study	(0008,1060)	O	single value, wildcard, universal
Modalities in Study	(0008,0061)	O	multiple values, universal
Number of Study related Series	(0020,1206)	O	universal
Number of Study related Instances	(0020,1208)	O	universal
Series Level			
Series Instance UID	(0020,000E)	U	single value, list of UID
Series Number	(0020,0011)	R	single value, universal
Modality	(0008,0060)	R	single value, wildcard, universal
Laterality	(0020,0060)	O	single value, wildcard, universal
Body Part Examined	(0018,0015)	O	single value, wildcard, universal
Patient Position	(0018,5100)	O	single value, wildcard, universal
Smallest Pixel Value in Series	(0028,0108)	O	single value, universal
Largest Pixel Value in Series	(0028,0109)	O	single value, universal
Protocol Name	(0018,1030)	O	single value, wildcard, universal
Series Date	(0008,0021)	O	single value, range, universal
Series Time	(0008,0031)	O	single value, range, universal
Series Description	(0008,103E)	O	single value, wildcard, universal

Attribute Name	Tag	Usage SCU	Matching
Operators Name	(0008,1070)	O	single value, wildcard, universal
Performing Physician's Name	(0008,1050)	O	single value, wildcard, universal
Perf. Procedure Step Start Date	(0040,0244)	O	universal
Perf. Procedure Step Start Time	(0040,0245)	O	universal
Number of Series related Instances	(0020,1209)	O	universal
Referenced Request Sequence	(0040,A370)	O	sequence matching
Image Level			
SOP Instance UID	(0008,0018)	U	single value, list of UID
SOP Class UID	(0008,0016)	O	Single value
Image Number	(0020,0013)	R	single value, universal
Image Date	(0008,0023)	O	single value, range, universal
Image Time	(0008,0033)	O	single value, range, universal
Modality	(0008,0060)	O	single value, wildcard, universal
Image Comments	(0020,4000)	O	Universal
Content Date	(0008,0023)	O	single value, range matching, universal
Content Time	(0008,0033)	O	single value, range matching, universal
>Accession Number	0008,0050)	O	single value, universal
>Requested Procedure ID	(0040,1000)	O	single value, universal
Concept Name Code Sequence	(0040,A043)	O	sequence matching
>Code Value	(0008,0100)	O	single value, universal, wildcard
>Coding Scheme Designator	(0008,0102)	O	single value, universal, wildcard
>Coding Scheme Version	(0008,0103)	O	single value, universal, wildcard
>Code Meaning	(0008,0104)	O	single value, universal, wildcard
Template Identifier	(0040,DB00)	O	single value, universal, wildcard
Completion Flag	(0040,A491)	O	single value, universal, wildcard
Verification Flag	(0040,A493)	O	single value, universal, wildcard
Verifying Observer Sequence	(0040,A073)	O	sequence matching
>Verifying Organization	(0040,A027)	O	single value, universal, wildcard
>Verifying DateTime	(0040,A030)	O	single value, range matching, universal
>Verifying Observer Name	(0040,A075)	O	single value, universal, wildcard
>Verifying Observer Identification Code Sequence	(0040,A088)	O	sequence matching
>>Code Value	(0008,0100)	O	single value, universal, wildcard
>>Coding Scheme Designator	(0008,0102)	O	single value, universal, wildcard
>>Coding Scheme Version	(0008,0103)	O	single value, universal, wildcard
>>Code Meaning	(0008,0104)	O	single value, universal, wildcard
Approval status	(300E,0002)	O	single value, universal, wildcard
Review Date	(300E,0004)	O	single value, range matching, universal
Review Time	(300E,0005)	O	single value, range matching, universal
Reviewer Name	(300E,0008)	O	single value, wildcard, universal

Supported Query attributes sorted by Query Level – Patient Root Information Model

9.1.3.1.3.2 Study Root Information Model

Attribute Name	Tag	Usage SCU	Matching
Study Level			
Patient Name	(0010,0010)	R	Single value, Wildcard, universal
Patient ID	(0010,0020)	R	Single Value, Wildcard, universal
Patient's Birth Date	(0010,0030)	O	Single Value, Range, universal
Patient's Birth Time	(0010,0032)	O	Single Value, Range, universal
Patient's Sex	(0010,0040)	O	Single Value, Wildcard, universal
Patient Comments	(0010,4000)	O	Wildcard, universal
Number of Patient related Studies	(0020,1200)	O	universal
Number of Patient related Series	(0020,1202)	O	universal
Number of Patient related Instances	(0020,1204)	O	universal
Study Instance UID	(0020,000D)	U	Single Value, List of UIDs
Study ID	(0020,0010)	R	Single Value, Wildcard, universal
Study Date	(0008,0020)	R	Single Value, Range, universal
Study Time	(0008,0030)	R	Single Value, Range, universal
Accession Number	(0008,0050)	R	Single Value, Wildcard, universal
Referring Physician's Name	(0008,0090)	O	Single Value, Wildcard, universal
Study Description	(0008,1030)	O	Single Value, Wildcard, universal
Admitting Diagnosis Description	(0008,1080)	O	Single Value, Wildcard, universal
Patient's Age	(0010,1010)	O	Single Value, Wildcard, universal
Patient's Size	(0010,1020)	O	Single Value, universal
Patient's Weight	(0010,1030)	O	Single Value, universal
Occupation	(0010,2180)	O	Single Value, Wildcard, universal
Additional Patient History	(0010,21B0)	O	Wildcard, universal
Name of Physician reading the Study	(0008,1060)	O	Single Value, Wildcard, universal
Modalities in Study	(0008,0061)	O	Multiple values, universal
Number of Study Related Series	(0020,1206)	O	universal
Number of Study Related Instances	(0020,1208)	O	universal
Series Level			
Series Instance UID	(0020,000E)	U	Single Value, List of UIDs
Series Number	(0020,0011)	R	Single Value, universal
Modality	(0008,0060)	R	Single Value, Wildcard, universal
Laterality	(0020,0060)	O	Single Value, Wildcard, universal
Body Part Examined	(0018,0015)	O	Single Value, Wildcard, universal
Patient Position	(0018,5100)	O	Single Value, Wildcard, universal
Smallest Pixel Value in Series	(0028,0108)	O	Single Value, universal
Largest Pixel Value in Series	(0028,0109)	O	Single Value, universal
Protocol Name	(0018,1030)	O	Single Value, Wildcard, universal
Series Date	(0008,0021)	O	Single Value, Range, universal
Series Time	(0008,0031)	O	Single Value, Range, universal
Series Description	(0008,103E)	O	Single Value, Wildcard, universal
Operator's Name	(0008,1070)	O	Single Value, Wildcard, universal
Performing Physician's Name	(0008,1050)	O	Single Value, Wildcard, universal
Performed Procedure Step Start Date	(0040,0244)	O	universal
Performed Procedure Step Start Time	(0040,0245)	O	universal
Number of Series related Instances	(0020,1209)	O	universal
Image Level			
SOP Instance UID	(0008,0018)	U	Single Value, List of UIDs
SOP Class UID	(0008,0016)	O	Single value
Image Number	(0020,0013)	R	Single Value, universal

Attribute Name	Tag	Usage SCU	Matching
Image Date	(0008,0023)	O	Single Value, Range, universal
Image Time	(0008,0033)	O	Single Value, Range, universal
Modality	(0008,0060)	O	Single Value, Wildcard, universal
Image Comments	(0020,4000)	O	universal
Content Date	(0008,0023)	O	single value, range matching, universal
Content Time	(0008,0033)	O	single value, range matching, universal
>Accession Number	0008,0050)	O	single value, universal
>Requested Procedure ID	(0040,1000)	O	single value, universal
Concept Name Code Sequence	(0040,A043)	O	sequence matching
>Code Value	(0008,0100)	O	single value, universal, wildcard
>Coding Scheme Designator	(0008,0102)	O	single value, universal, wildcard
>Coding Scheme Version	(0008,0103)	O	single value, universal, wildcard
>Code Meaning	(0008,0104)	O	single value, universal, wildcard
Template Identifier	(0040,DB00)	O	single value, universal, wildcard
Completion Flag	(0040,A491)	O	single value, universal, wildcard
Verification Flag	(0040,A493)	O	single value, universal, wildcard
Verifying Observer Sequence	(0040,A073)	O	sequence matching
>Verifying Organization	(0040,A027)	O	single value, universal, wildcard
>Verifying DateTime	(0040,A030)	O	single value, range matching, universal
>Verifying Observer Name	(0040,A075)	O	single value, universal, wildcard
>Verifying Observer Identification Code Sequence	(0040,A088)	O	sequence matching
>>Code Value	(0008,0100)	O	single value, universal, wildcard
>>Coding Scheme Designator	(0008,0102)	O	single value, universal, wildcard
>>Coding Scheme Version	(0008,0103)	O	single value, universal, wildcard
>>Code Meaning	(0008,0104)	O	single value, universal, wildcard
Approval status	(300E,0002)	O	single value, universal, wildcard
Review Date	(300E,0004)	O	single value, range matching, universal
Review Time	(300E,0005)	O	single value, range matching, universal
Reviewer Name	(300E,0008)	O	single value, wildcard, universal

Supported Query attributes sorted by Query Level – Study Root Information Model

9.1.3.1.3.3 Patient/Study Only Information Model

Attribute Name	Tag	Usage SCU	Matching
Patient Level			
Patient Name	(0010,0010)	R	Single value, Wildcard, universal
Patient ID	(0010,0020)	U	Single Value, Wildcard, universal
Patient's Birth Date	(0010,0030)	O	Single Value, Range, universal
Patient's Birth Time	(0010,0032)	O	Single Value, Range, universal
Patient's Sex	(0010,0040)	O	Single Value, Wildcard, universal
Ethnic Group	(0010,2160)	O	Single Value, Wildcard, universal
Patient Comments	(0010,4000)	O	Wildcard, universal
Number of Patient related Studies	(0020,1200)	O	universal
Number of Patient related Series	(0020,1202)	O	universal
Number of Patient related Instances	(0020,1204)	O	universal
Study Level			
Study Instance UID	(0020,000D)	U	Single Value, List of UIDs
Study ID	(0020,0010)	R	Single Value, Wildcard, universal
Study Date	(0008,0020)	R	Single Value, Range, universal
Study Time	(0008,0030)	R	Single Value, Range, universal
Accession Number	(0008,0050)	R	Single Value, Wildcard, universal
Referring Physician's Name	(0008,0090)	O	Single Value, Wildcard, universal
Study Description	(0008,1030)	O	Single Value, Wildcard, universal
Admitting Diagnosis Description	(0008,1080)	O	Single Value, Wildcard, universal
Patient's Age	(0010,1010)	O	Single Value, Wildcard, universal
Patient's Size	(0010,1020)	O	Single Value, universal
Patient's Weight	(0010,1030)	O	Single Value, universal
Occupation	(0010,2180)	O	Single Value, Wildcard, universal
Additional Patient History	(0010,21B0)	O	Wildcard, universal
Name of Physician reading the Study	(0008,1060)	O	Single Value, Wildcard, universal
Modalities in Study	(0008,0061)	O	Multiple values, universal
Number of Study Related Series	(0020,1206)	O	universal
Number of Study Related Instances	(0020,1208)	O	universal

Supported Query attributes sorted by Query Level – Patient/Study Only Information Model

The Find SCP returns following status codes:

Service Status	Meaning	Error Codes	Related Fields
Refused	Out of Resources	A700	(0000,0902)
Failed	Identifier does not match SOP Class	A900	(0000,0901) (0000,0902)
	Unable to process	C001	(0000,0901) (0000,0902)
Cancel	Matching terminated due to Cancel request	FE00	None
Success	Matching is complete - No final Identifier is supplied	0000	None
Pending	Matches are continuing - Current Match is supplied and any Optional Keys were supported in the same manner as Required Keys	FF00	Identifier
	Matches are continuing - Warning that one or more Optional Keys were not supported for existence and/or matching for this identifier	FF01	Identifier

9.1.3.2 Real-World Activity - Get SCP

9.1.3.2.1 Associated Real-World Activity - Get SCP

The associated Real-World activity is to respond to retrieve requests initiated from a foreign SCU. The SCP supports the query model Patient Root, Study Root and Patient/Study Only. The Storage Service Class Conformance Statement describes the C-STORE service, which is generated by the C-GET service. Relational retrieve operation is NOT supported.

Multiple C-GET requests over the same association are NOT supported.

9.1.3.2.2 Accepted Presentation Contexts - Get SCP

The syngo MULTIMODALITY WORKPLACE DICOM application will accept Presentation Contexts as shown in the following table:

Presentation Context Table					
Abstract Syntax		Transfer Syntax		Role	Ext. Neg.
Name	UID	Name List	UID List		
Patient Root Query/Retrieve Model – GET	1.2.840.10008.5.1.4.1.2.1.3	Implicit VR Little Endian Explicit VR Little Endian Explicit VR Big Endian	1.2.840.10008.1.2 1.2.840.10008.1.2.1 1.2.840.10008.1.2.2	SCP	None
Study Root Query/Retrieve Model – GET	1.2.840.10008.5.1.4.1.2.2.3	Implicit VR Little Endian Explicit VR Little Endian Explicit VR Big Endian	1.2.840.10008.1.2 1.2.840.10008.1.2.1 1.2.840.10008.1.2.2	SCP	None
Patient/Study Only Query/Retrieve Model – GET	1.2.840.10008.5.1.4.1.2.3.3	Implicit VR Little Endian Explicit VR Little Endian Explicit VR Big Endian	1.2.840.10008.1.2 1.2.840.10008.1.2.1 1.2.840.10008.1.2.2	SCP	None

Note: C-GET Extended negotiation will NOT be supported.

The order of preference for accepting Transfer Syntaxes is: 1. Explicit VR Little Endian, 2. Explicit VR Big Endian, 3. Implicit VR Little Endian.

9.1.3.2.3 SOP Specific Conformance Statement - Get SCP

At association establishment time the C-GET presentation context must be negotiated along with the C-STORE sub-operations which must be accomplished on the same association as the C-GET operation. Relational retrieve operation is NOT supported.

All unique keys have to be supplied according to the selected Query/Retrieve Level. The related tables in the C-FIND SCP section will give information about “U” marked key attributes.

The Get SCP returns following status codes:

Service Status	Meaning	Error Codes	Related Fields
Refused	Out of Resources - Unable to calculate number of matches	A701	(0000,0902)
	Out of Resources - Unable to perform sub operations	A702	(0000,1020) (0000,1021) (0000,1022) (0000,1023)
Failed	Identifier does not match SOP Class	A900	(0000,0901) (0000,0902)
	Unable to process	C001	(0000,0901) (0000,0902)
Cancel	Sub-operations terminated due to Cancel Indication	FE00	(0000,1020) (0000,1021) (0000,1022) (0000,1023)

Service Status	Meaning	Error Codes	Related Fields
Warning	Sub-operations Complete - One or more Failures of Warnings	B000	(0000,1020) (0000,1021) (0000,1022) (0000,1023)
Success	Sub-operations Complete - No Failures or Warning	0000	(0000,1020) (0000,1021) (0000,1022) (0000,1023)
Pending	Sub-operations are continuing	FF00	(0000,1020) (0000,1021) (0000,1022) (0000,1023)

9.1.3.3 Real-World Activity - Move SCP

9.1.3.3.1 Associated Real-World Activity - Move SCP

The associated Real-World activity is to respond to retrieve requests to an SCU. The SCP supports the query model Patient Root, Study Root and Patient/Study Only. The Storage Service Class Conformance Statement describes the C-STORE service, which is generated by the C-MOVE service. Relational retrieve operation is NOT supported.

Multiple C-MOVE requests over the same association are NOT supported.

9.1.3.3.2 Accepted Presentation Contexts - Move SCP

The syngo MULTIMODALITY WORKPLACE DICOM application will accept Presentation Contexts as shown in the following table:

Presentation Context Table					
Abstract Syntax		Transfer Syntax		Role	Ext. Neg.
Name	UID	Name List	UID List		
Patient Root Query/Retrieve Model – MOVE	1.2.840.10008.5.1.4.1.2.1.2	Implicit VR Little Endian Explicit VR Little Endian Explicit VR Big Endian	1.2.840.10008.1.2 1.2.840.10008.1.2.1 1.2.840.10008.1.2.2	SCP	None
Study Root Query/Retrieve Model – MOVE	1.2.840.10008.5.1.4.1.2.2.2	Implicit VR Little Endian Explicit VR Little Endian Explicit VR Big Endian	1.2.840.10008.1.2 1.2.840.10008.1.2.1 1.2.840.10008.1.2.2	SCP	None
Patient/Study Only Query/Retrieve Model – MOVE	1.2.840.10008.5.1.4.1.2.3.2	Implicit VR Little Endian Explicit VR Little Endian Explicit VR Big Endian	1.2.840.10008.1.2 1.2.840.10008.1.2.1 1.2.840.10008.1.2.2	SCP	None

Note: C-MOVE Extended negotiation will NOT be supported.

The order of preference for accepting Transfer Syntaxes is: 1. Explicit VR Little Endian, 2. Explicit VR Big Endian, 3. Implicit VR Little Endian.

9.1.3.3.3 SOP Specific Conformance Statement - Move SCP

At association establishment time the C-MOVE presentation context shall be negotiated. The C-STORE sub-operations is done on a different association, specified in the C-MOVE request, to transfer images to a remote SCP of the Storage Service Class. Relational retrieve operation is NOT supported.

All unique keys have to be supplied according to the selected Query/Retrieve Level. The related tables in the C-FIND SCP section will give information about "U" marked key attributes.

The Move SCP returns following status codes:

Service Status	Meaning	Error Codes	Related Fields
Refused	Out of Resources - Unable to calculate number of matches	A701	(0000,0902)
	Out of Resources - Unable to perform sub operations	A702	(0000,1020) (0000,1021) (0000,1022) (0000,1023)
Failed	Identifier does not match SOP Class	A900	(0000,0901) (0000,0902)
	Unable to process	C001	(0000,0901) (0000,0902)
Cancel	Sub-operations terminated due to Cancel Indication	FE00	(0000,1020) (0000,1021) (0000,1022) (0000,1023)
Warning	Sub-operations Complete - One or more Failures of Warnings	B000	(0000,1020) (0000,1021) (0000,1022) (0000,1023)
Success	Sub-operations Complete - No Failures or Warning	0000	(0000,1020) (0000,1021) (0000,1022) (0000,1023)
Pending	Sub-operations are continuing	FF00	(0000,1020) (0000,1021) (0000,1022) (0000,1023)

10 Implementation Model Print

The Print Management Service Classes define an application-level class of services, which facilitate the printing of images on a hardcopy medium. The print management SCU and print management SCP are peer DICOM print management application entities. The *syngo* DICOM print application supports the print management DIMSE services to act as SCU.

10.1 Application Data Flow Diagram

The *syngo* DICOM network implementation acts as SCU for the print management network service. The product target Operating System is Microsoft Windows 7 Ultimate x64 SP1.

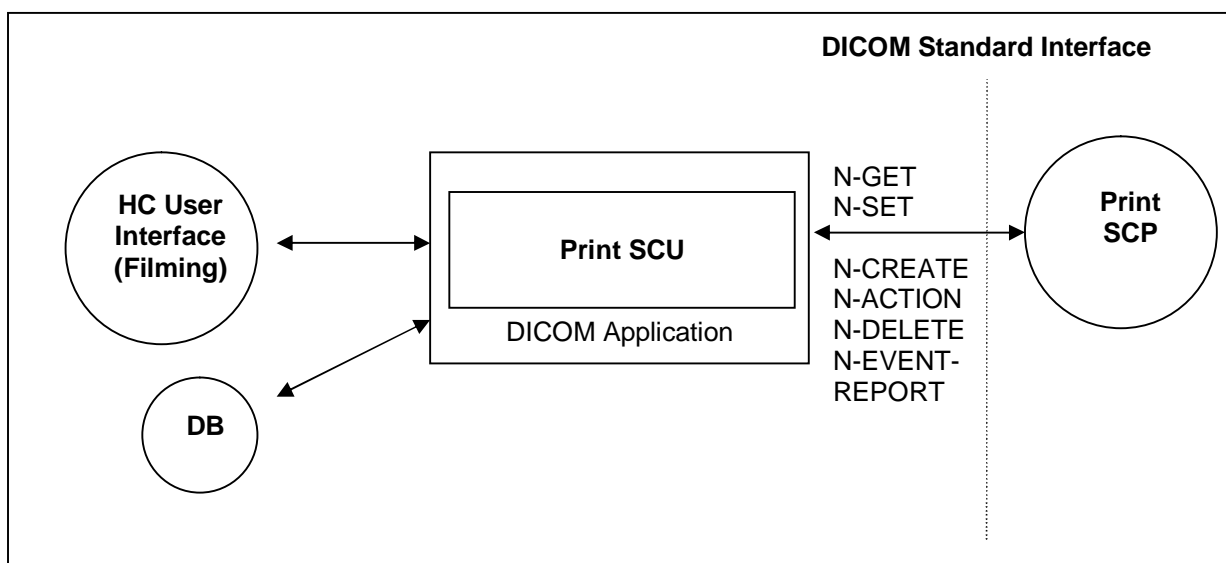


Figure 6: DICOM Application Data Flow Diagram – Print SCU

10.2 Functional Definition of Application Entities

The Print SCU is invoked by the user interface to setup film-sheet layout and whenever an image is ready to be printed on film. The Print SCU will hold and maintain all data needed to compile a complete film-sheet from the data (images, layout, configuration) received. Whenever a film-sheet is ready to print the related data is used to supply the Information to the SOP Classes of the Print Management Service Class. A queue is maintained, in order to intermediately store several film-sheets in case of resource problems on printer. The SCU will only supply and require the mandatory SOP Classes of the Print Management Service Class.

10.3 Sequencing of Real-World Activities

Not applicable

11 Application Entity Specification Print

11.1 Print Management AE Specification

The *syngo* print management SCU (HCS) invokes print management DIMSE services to transfer images from the local AE to the remote SCP AE to print images with defined layout on a selected network-based DICOM hardcopy printer. This is done in an “full-page” print mode.

SIEMENS *syngo* DICOM products provide Standard Conformance to the following DICOM V3.0 Print Management Meta SOP Classes as an SCU:

SOP Class Name	SOP Class UID
Basic Grayscale Print Management Meta SOP Class	1.2.840.10008.5.1.1.9
- Basic Film Session SOP Class	1.2.840.10008.5.1.1.1
- Basic Film Box SOP Class	1.2.840.10008.5.1.1.2
- Basic Grayscale Image Box SOP Class	1.2.840.10008.5.1.1.4
- Printer SOP Class	1.2.840.10008.5.1.1.16
Print Job SOP Class	1.2.840.10008.5.1.1.14
Presentation LUT SOP Class	1.2.840.10008.5.1.1.23

SOP Class Name	SOP Class UID
Basic Color Print Management Meta SOP Class	1.2.840.10008.5.1.1.18
- Basic Film Session SOP Class	1.2.840.10008.5.1.1.1
- Basic Film Box SOP Class	1.2.840.10008.5.1.1.2
- Basic Color Image Box SOP Class	1.2.840.10008.5.1.1.4.1
- Printer SOP Class	1.2.840.10008.5.1.1.16
Print Job SOP Class	1.2.840.10008.5.1.1.14

11.1.1 Association Establishment Policies

11.1.1.1 General

Whenever a film is completely set up and printed by command or automatism, the job is prepared for processing. As soon as the queue is ready to process the job is activated and worked according the processing data. The related Print application will initiate an association to the print destination and process the printing of the related information. The default PDU size used will be 515KB.

11.1.1.2 Number of Associations

The *syngo* DICOM Print application initiates one association at a time for each different print device configured.

11.1.1.3 Asynchronous Nature

The *syngo* DICOM software does not support asynchronous communication (multiple outstanding transactions over a single association).

11.1.1.4 Implementation Identifying Information

Implementation Class UID	1.3.12.2.1107.5.99.2
Implementation Version Name	"SIEMENS_MMWPVE61"

11.1.2 Association Initiation Policy

Triggered by the Print job queue the Print Management SCU establishes an association by using the DICOM association services. With the help of the N-GET request for the Printer SOP Class the Status is determined before printing.

With no problem encountered with the N-CREATE/N-SET Services for the related Basic Print SOP Classes the film sheet is set up for printing and the image(s) is(are) transferred to the printer device.

After the last film is printed from queue, the Print application will leave open the association for another 60 seconds. If a new film job is ready for printing within this time-limit, the job will be immediately processed over the still open association. If there is no new job, the association is closed if the time-out elapsed. This is done to optimize automated printing.

During the "idle-time" (no open association to printer) the Print application will issue a cyclic camera status request (using N-GET of Printer SOP Class) every 5 minutes.

11.1.2.1 Associated Real-World Activity

11.1.2.1.1 Associated Real-World Activity – Printing a Printer Job Queue Entry

Whenever a film-sheet is prepared by the user, it is forwarded to the Printer Job queue. As soon as the associated Printer device is available the job is activated and association is set up.

The film sheet is internally processed, converted to a Standard/1-1 page and then the page image is sent. Status is controlled by awaiting any N-EVENT message all through the transfer until the last image or film-sheet is sent.

If the response from the remote application contains a status other than Success or Warning the association is aborted.

11.1.2.1.2 Proposed Presentation Context (Presentation Context Table)

The Siemens syngo DICOM Print application will propose Presentation Contexts as shown in the following table:

Presentation Context Table					
Abstract Syntax		Transfer Syntax		Role	Ext. Neg.
Name	UID	Name List	UID List		
Basic Grayscale Print Management Meta SOP class	1.2.840.10008.5.1.1.9	Implicit VR Little Endian Explicit VR Little Endian Explicit VR Big Endian	1.2.840.10008.1.2 1.2.840.10008.1.2.1 1.2.840.10008.1.2.2	SCU	None
Basic Color Print Management Meta SOP class	1.2.840.10008.5.1.1.18	Implicit VR Little Endian Explicit VR Little Endian Explicit VR Big Endian	1.2.840.10008.1.2 1.2.840.10008.1.2.1 1.2.840.10008.1.2.2	SCU	None
Basic film session SOP class	1.2.840.10008.5.1.1.1	Implicit VR Little Endian Explicit VR Little Endian Explicit VR Big Endian	1.2.840.10008.1.2 1.2.840.10008.1.2.1 1.2.840.10008.1.2.2	SCU	None
Basic Film Box SOP class	1.2.840.10008.5.1.1.2	Implicit VR Little Endian Explicit VR Little Endian Explicit VR Big Endian	1.2.840.10008.1.2 1.2.840.10008.1.2.1 1.2.840.10008.1.2.2	SCU	None
Basic Grayscale Image Box SOP class	1.2.840.10008.5.1.1.4	Implicit VR Little Endian Explicit VR Little Endian Explicit VR Big Endian	1.2.840.10008.1.2 1.2.840.10008.1.2.1 1.2.840.10008.1.2.2	SCU	None
Basic Color Image Box SOP class	1.2.840.10008.5.1.1.4.1	Implicit VR Little Endian Explicit VR Little Endian Explicit VR Big Endian	1.2.840.10008.1.2 1.2.840.10008.1.2.1 1.2.840.10008.1.2.2	SCU	None
Printer SOP class	1.2.840.10008.5.1.1.16	Implicit VR Little Endian Explicit VR Little Endian Explicit VR Big Endian	1.2.840.10008.1.2 1.2.840.10008.1.2.1 1.2.840.10008.1.2.2	SCU	None
Print Job SOP class	1.2.840.10008.5.1.1.14	Implicit VR Little Endian Explicit VR Little Endian Explicit VR Big Endian	1.2.840.10008.1.2 1.2.840.10008.1.2.1 1.2.840.10008.1.2.2	SCU	None
Presentation LUT SOP class	1.2.840.10008.5.1.1.23	Implicit VR Little Endian Explicit VR Little Endian Explicit VR Big Endian	1.2.840.10008.1.2 1.2.840.10008.1.2.1 1.2.840.10008.1.2.2	SCU	None

11.1.2.1.3 SOP specific Conformance Statement – Meta SOP Classes

The syngo DICOM print management SCU conforms to the DICOM Basic Grayscale Print Management Meta SOP Class and the Basic Color Print Management Meta SOP Class.

The application uses a setting platform to define the properties of the connected DICOM SCP, e.g.:

- maximum number of print jobs in the queue
- maximum number of print copies
- supported film sizes of the connected DICOM SCP
- supported film formats of the DICOM SCP
- lookup table definition.

The printing is only suspended in the case of a failure return status of the SCP.

11.1.2.1.3.1 Basic Film Session SOP class

The Basic Film Session information object definition describes all the user-defined parameters, which are common for all the films of a film session. The Basic Film Session refers to one or more Basic Film Boxes and that are printed on one hardcopy printer.

The syngo DICOM print management SCU supports the following DIMSE Service elements for the Basic Film Session SOP Class as SCU:

- N-CREATE, N-DELETE

The Basic Film Session SOP Class N-CREATE-RQ (SCU) uses the following attributes:

Attribute Name	Tag	Usage SCU	Supported Values
Number of Copies	(2000,0010)	U	1
Medium Type	(2000,0030)	U	BLUE FILM CLEAR FILM PAPER
Film Destination	(2000,0040)	U	MAGAZINE PROCESSOR

The number of Copies sent to the DICOM Printer is always 1, the job is sent n times for n copies.

The affected SOP Instance UID received with N-CREATE-RSP message will be kept internally and used for later requests (e.g. N-DELETE-RQ) on the Basic Film Session – see below:

Attribute Name	Tag	Source of Information
Requested SOP Instance UID	(0000,1000) → (0000,1001)	Affected SOP Instance UID of N-CREATE-RSP on Basic Film Session

The N-DELETE-RQ on the Basic Film Session SOP Class is used to remove the complete Basic Film Session SOP Instance hierarchy.

The Basic Film Session SOP class interprets the following status codes (from N-CREATE-RSP, N-DELETE-RSP messages):

Service Status	Meaning	Error Codes
Failed	Film session SOP instances hierarchy does not contain film box SOP instances	C600
	Unable to create print job, print queue is full	C601
	Image size is larger than images box size	C603
Warning	Memory allocation not supported	B600
	Film session printing is not supported	B601
	Film box does not contain image box (empty page)	B602
Success	Film belonging to the film session are accepted for printing	0000

11.1.2.1.3.2 Basic Film Box SOP class

The Basic Film Box information object definition describes all the user-defined parameter of one film of the film session. The Basic Film Box information description defines the presentation parameters, which are common for all images on a given sheet of film.

The Basic Film Box refers to one or more Image Boxes.

Supported Service Elements as SCU are:

- N-CREATE
- N-ACTION
- N-DELETE

The Basic Film Box SOP class N-CREATE-RQ message uses the following attributes (the actual values for each attribute depend on DICOM printer configuration within the *syngo* DICOM print management SCU):

Attribute Name	Tag	Usage SCU	Supported Values
Image Display Format	(2010,0010)	M	STANDARD\C,R
Referenced Film Session Sequence	(2010,0500)	M	
> Referenced SOP Class UID	(0008,1150)	M	1.2.840.10008.5.1.1.1
> Referenced SOP Instance UID	(0008,1155)	M	
Film Orientation	(2010,0040)	M	PORTRAIT, LANDSCAPE
Film Size ID	(2010,0050)	M	8INX10IN, 10INX12IN, 10INX14IN, 11INX14IN,, 14INX14IN, 14INX17IN, 24CMX24CM, 24CMX30CM
Magnification Type	(2010,0060)	M	BILINEAR, CUBIC, NONE, REPLICATE
Border Density	(2010,0100)	U	BLACK, WHITE
Max Density	(2010,0130)	U	0 < Value
Min Density	(2010,0120)	U	0 < Value < 50
Illumination	(2010,015E)	U	0 < Value Required if Presentation LUT is present.
Reflective Ambient Light	(2010,0160)	U	0 < Value Required if Presentation LUT is present.
Referenced Presentation LUT Sequence	(2050,0500)	U	

For Page Mode printing, the Image Display format used is Standard\1,1. For Image Mode Printing, the Image Display format used is Standard\C,R where C is the number of Columns and R is the number of Rows as specified in the Hardcopy Layout.

The N-CREATE-RSP message from the Print SCP includes the Referenced Image Box Sequence with SOP Class/Instance UID pairs which will be kept internally to be further used for the subsequent Basic Image Box SOP Class N-SET-RQ messages.

When all Image Boxes (including parameters) for the film-sheet have been set, the *syngo* DICOM print manager will issue a N-ACTION-RQ message with the SOP Instance UID of the Basic Film Box and the Action Type ID of 1.

The affected SOP Instance UID received with N-CREATE-RSP message will be kept internally and used for later requests (e.g. N-DELETE-RQ) on the Basic Film Box - see below:

Attribute Name	Tag	Source of Information
Requested SOP Instance UID	(0000,1000) → (0000,1001)	Affected SOP Instance UID of N-CREATE-RSP on Basic Film Box

The Basic Film Box SOP class interprets the following status codes:

Service Status	Meaning	Error Codes
Failure	Unable to create print job, print queue is full	C602
	Image size is larger than images box size	C603

Service Status	Meaning	Error Codes
Warning	Film box does not contain image box (empty page)	B603
	Requested MinDensity or MaxDensity outside of Printer's operating range	B605
Success	Film accepted for printing	0000

11.1.2.1.3.3 Basic Grayscale Image Box SOP Class

The Basic Grayscale Image Box information object definition is the presentation of an image and image related data in the image area of a film. The Basic Image Box information describes the presentation parameters and image pixel data, which apply to a single image of a sheet of film.

The Grayscale Image Box SOP Class uses only the N-SET-RQ with the following attributes:

Attribute Name	Tag	Usage SCU	Supported Values
Image Position	(2020,0010)	M	1
BASIC Grayscale Image Sequence	(2020,0110)	M	
> Samples per Pixel	(0028,0002)	M	1
> Photometric Interpretation	(0028,0004)	M	MONOCHROME2
> Rows	(0028,0010)	M	
> Columns	(0028,0011)	M	
> Pixel Aspect Ratio	(0028,0034)	M	
> Bits Allocated	(0028,0100)	M	8,16
> Bits Stored	(0028,0101)	M	8,12
> High Bit	(0028,0102)	M	7,11
> Pixel Representation	(0028,0103)	M	0
> Pixel Data	(7FE0,0010)	M	

The Grayscale Image Box SOP class interpret the following status codes:

Service Status	Meaning	Error Codes
Failure	Image contains more pixel than printer can print in Image Box	C603
	Insufficient memory in printer to store the image	C605
Warning	Requested MinDensity or MaxDensity outside of Printer's operating range	B605
Success		0000

11.1.2.1.3.4 Basic Color Image Box SOP Class

The Basic Color Image Box information object definition is the presentation of an image and image related data in the image area of a film. The Basic Image Box information describes the presentation parameters and image pixel data, which apply to a single image of a sheet of film.

The Color Image Box SOP Class uses only the N-SET-RQ with the following attributes:

Attribute Name	Tag	Usage SCU	Supported Values
Image Position	(2020,0010)	M	1
BASIC Color Image Sequence	(2020,0111)	M	
> Samples per Pixel	(0028,0002)	M	3
> Photometric Interpretation	(0028,0004)	M	RGB
> Planar Configuration	(0028,0006)	M	0

> Rows	(0028,0010)	M	
> Columns	(0028,0011)	M	
> Pixel Aspect Ratio	(0028,0034)	M	
> Bits Allocated	(0028,0100)	M	8
> Bits Stored	(0028,0101)	M	8
> High Bit	(0028,0102)	M	7
> Pixel Representation	(0028,0103)	M	0
> Pixel Data	(7FE0,0010)	M	

The Color Image Box SOP class interpret the following status codes:

Service Status	Meaning	Error Codes
Failure	Image contains more pixel than printer can print in Image Box	C603
	Insufficient memory in printer to store the image	C605
Warning	Image size larger than image box size	B604
Success		0000

11.1.2.1.3.5 Presentation LUT SOP Class

The objective of the Presentation LUT is to realize image hardcopy printing tailored for specific modalities, applications and user preferences.

The output of the Presentation LUT is Presentation Values (P-Values). P-Values are approximately related to human perceptual response. They are intended to facilitate common input for hardcopy. P-Values are intended to be independent of the specific class or characteristics of the hardcopy device.

The Presentation LUT SOP Class uses only the N-CREATE-RQ with the following attributes:

Attribute Name	Tag	Usage SCU	Supported Values
Presentation LUT Shape	(2050,0020)	U	IDENTITY

The affected SOP Instance UID received with N-CREATE-RSP message will be kept internally and is used for later requests on the Basic Film Box (N-CREATE-RQ) and on the Presentation LUT (N-DELETE-RQ) - see below:

Attribute Name	Tag	Source of Information
Requested SOP Instance UID	(0000,1000) → (0000,1001)	Affected SOP Instance UID of N-CREATE-RSP on Presentation LUT

The Presentation LUT SOP class interprets the following status codes:

Service Status	Meaning	Error Codes
Warning	Requested MinDensity or MaxDensity outside of HCD's operating range. HCD will use its respective minimum or maximum density value instead.	B605
Success	Presentation LUT successfully created	0000

11.1.2.1.3.6 Printer SOP Class

The Printer SOP Class is the possibility to monitor the status of the hardcopy printer in a synchronous and an asynchronous way.

The SCU uses the mandatory N-EVENT Report DIMSE service to monitor the changes of the printer status in an asynchronous way.

It can directly ask the Printer (SCP) for its status or receive Events from the Printer asynchronously:

- N-GET as SCU

N-EVENT-REPORT as SCU In both cases the following information is supported:

Used Printer N-EVENT Report attributes

Event-type Name	Event	Attributes	Tag	Usage SCU
Normal	1			
Warning	2	Printer Status Info	(2110,0020)	U
Failure	3	Printer Status Info	(2110,0020)	U

11.1.2.1.3.6.1.1.1 Mandatory Printer N-GET-RSP, N-EVENT-REPORT-RQ attributes

Attribute Name	Tag	Usage SCP	Supported Values
Printer Status	(2110,0010)	M	NORMAL, FAILURE, WARNING
Printer Status Info	(2110,0020)	M	See tables in Annex for details.

Note: For a detailed description on how syngo reacts on different printer status messages, please refer to the Annex section "DICOM Print SCU – detailed status displays".

11.1.2.1.3.7 Print Job SOP Class

The Print Job SOP Class is the possibility to monitor the execution of the print process.

The syngo DICOM Print Management application supports the optional N-EVENT-REPORT DICOMSE Service to receive the changes of the Print Job Status in an asynchronous way.

It can receive Events from the Print SCP asynchronously

Note: syngo does not support receiving N-EVENT from camera during print sessions, normally this is configurable in the camera.

N-EVENT-REPORT The following information is supported:

Used Print Job N-EVENT Report attributes

Event-type Name	Event	Attributes	Tag	Usage SCU
Pending	1	Execution Status Info	(2100,0030)	U
		Print Job ID	(2100,0010)	-- (Print Queue Management SOP Class not supported)
		Film Session Label	(2000,0050)	U
		Printer Name	(2110,0030)	U
Printing	2	Execution Status Info	(2100,0030)	U
		Print Job ID	(2100,0010)	-- (Print Queue Management SOP Class not supported)
		Film Session Label	(2000,0050)	U
		Printer Name	(2110,0030)	U
Done	3	Execution Status Info	(2100,0030)	U
		Print Job ID	(2100,0010)	-- (Print Queue Management SOP Class not supported)
		Film Session Label	(2000,0050)	U

Event-type Name	Event	Attributes	Tag	Usage SCU
Failure	4	Printer Name	(2110,0030)	U
		Execution Status Info	(2100,0030)	U
		Print Job ID	(2100,0010)	-- (Print Queue Management SOP Class not supported)
		Film Session Label	(2000,0050)	U
		Printer Name	(2110,0030)	U

Note: For a detailed description on how *syngo* reacts on different printer status messages, please refer to the Annex section "DICOM Print SCU – detailed status displays".

11.1.3 Association Acceptance Policy

Not applicable

12 Communication Profiles

12.1 Supported Communication Stacks

The Siemens *syngo* MULTIMODALITY WORKPLACE DICOM application provides DICOM V3.0 TCP/IP Network Communication Support as defined in Part 8 of the DICOM Standard. The product target Operating System is Microsoft Windows 7 Ultimate x64 SP1.

12.1.1 TCP/IP Stack

The *syngo* MULTIMODALITY WORKPLACE DICOM application uses the TCP/IP stack from the target operating system upon which it executes. It uses the MergeCOM-3 subroutine library from Merge Technologies Inc. that is based on a Berkeley socket interface.

12.1.1.1 API

The *syngo* MULTIMODALITY WORKPLACE DICOM application uses the MergeCOM library that is based on a TCP/IP socket interface.

12.1.1.2 Physical Media Support

The *syngo* MULTIMODALITY WORKPLACE DICOM application is indifferent to the physical medium over which TCP/IP executes; it inherits this from the target operating system upon which it executes.

13 Extensions / Specializations / Privatizations

13.1.1 Standard Extended / Specialized / Private SOPs

Please refer to Annex for further information on these topics. A detailed overview is given there.

13.1.2 Private Transfer Syntaxes

Not applicable

14 Configuration

14.1 AE Title/Presentation Address Mapping

To ensure unique identification within the network the hostname should be used as part of the AE Titles (see examples below, hostname = name1). The string can be up to 16 characters long and must not contain any extended characters, only 7-bit ASCII characters (excluding Control Characters) are allowed according to DICOM Standard.

Note: the current implementation of *syngo* does not support the full DICOM Standard. Spaces and special characters (like &<> ") in the AE title string are not supported.

14.1.1 DICOM Verification

The Verification Service uses the AE configuration of the DICOM Service that is checked with the C-ECHO message. e.g. Verification will use the Storage AE, if initiated to check the configuration of a remote DICOM node.

14.1.2 DICOM Storage AE Title

Within *syngo* there are local application entity titles for HIS/RIS, Study Transfer and Print. They can be configured via Service-UI in Configuration / DICOM / General (e.g. STU_NAME1).

The port number is set to the fixed value of 104.

14.1.3 DICOM Query/Retrieve AE Title

The DICOM Query/Retrieve application uses the same application entity title as the DICOM Storage AE.

The DICOM Query/Retrieve application uses the application entity title that is received in C FIND resp message for the C MOVE RQ.

14.1.4 DICOM Print AE Title

The DICOM Print application provides the application entity title:

e.g. PRI_NAME1 (No input of AETs starting with a numeric character is possible)

14.2 Configurable Parameters

The Application Entity Titles, host names and port numbers for remote AE are configured using the *syngo* MULTIMODALITY WORKPLACE Service/Installation Tool. For each AET the list of services supported can be configured.

14.2.1 Storage, Storage Commitment and Query/Retrieve

The *syngo* MULTIMODALITY WORKPLACE Service/Installation Tool can be used to set the AET's, port-numbers, host-names, IP-addresses and capabilities for the remote nodes (SCP's). The user can select transfer syntaxes, compression modes and query models for each SCP separately.

- a quality factor which determines the proposed transfer syntax in case that an user has initiated the C-STORE. By convention, 0 means: Only Uncompressed Transfer Syntax(es) are proposed, 100 means: Lossless Transfer Syntax is proposed, and any other value between 1 and 99 means that an JPEG Lossy Transfer Syntax is proposed. One Uncompressed Transfer Syntax will be proposed in any case. This parameter is general for all destination nodes.
- a "compression type supported" which determines the proposed transfer syntax in case that the C-STORE was initiated as a sub-operation of an incoming C-MOVE-RQ. By convention, 0 means: Only Uncompressed Transfer Syntax(es) are proposed, 1 means: Lossless Transfer Syntax is proposed, and 2 means that an JPEG Lossy Transfer Syntax is proposed. One uncompressed transfer syntax will be proposed in any case. This parameter can be set for each configured destination node.

Note:

y default association requests are accepted by the SCP regardless of the value of DICOM Application Context Name set in the requests.

This behavior can be changed by modifying the value of the entry ACCEPT_ANY_CONTEXT_NAME in the configuration file mergecom.pro of MergeCOM-3 Tool Kit. If the value is FALSE, association requests are accepted only when DICOM Application Context Name is set to "1.2.840.10008.3.1.1.1" (see DICOM specification PS 3.7-2003, A.2.1)

Additional configurable parameters for Storage Commitment are:

When acting as SCU:

- flag to indicate whether the association will be kept open to receive the response or to close the association and be prepared to receive the response on another association.
- time-out which defines how long the association of N-ACTION is kept to receive a N-EVENT-REPORT on the same association. The same value is used to wait for a N-EVENT-REPORT on an other association. (default 1 h)

When acting as SCP:

- flag to indicate if an archive system is installed

14.2.2 Print

The *syngo* MULTIMODALITY WORKPLACE Service/Installation Tool can be used to configure the SCP (DICOM-Printer).

These parameters are mandatory to set:

- AET,

- host-name,
- IP-address and
- Port-number.

These parameters have defaults as per configuration file and can be changed:

- default camera (yes/no),
- pixel size,
- additional or changed film sheet formats (e.g. inch 14x14, inch 14x17, ...),
- list with mapping pixel size to each film sheet format,
- minimal density,
- stored printed film jobs,
- media type,
- film destination.

14.3 Default Parameters

This installation tool also uses some default parameters:

- max PDU size set to 262144 Bytes (256 kB)
- time-out for accepting/rejecting an association request: 60 s
- time-out for responding to an association open/close request: 60 s
- time-out for accepting a message over network: 60 s
- time-out for waiting for data between TCP/IP-packets: 60 s

The time-outs for waiting for a Service Request/Response message from the remote node are as follows:

- for Storage SCP/SCU: 600 s
- for Storage Commitment SCU:
time-out for Response to N-ACTION: 600 s
- for Query/Retrieve SCP/SCU: 600 s
- for Print Management SCU:
 - time-out for Response to N-SET-RQ: 240 s
 - time-out for Response to other Requests: 60 s

15 Support of Extended Character Sets

The syngo MULTIMODALITY WORKPLACE DICOM application supports the following character sets as defined in the three tables below:

Single-Byte Character Sets without Code Extension:

Character Set Description	Defined Term	ISO registration number	Character Set
Default repertoire	none	ISO_IR 6	ISO 646:
Latin alphabet No. 1	ISO_IR 100	ISO_IR 100	Supplementary set
		ISO_IR 6	ISO 646:
Latin alphabet No. 2	ISO_IR 101	ISO_IR 101	Supplementary set
		ISO_IR 6	ISO 646
Latin alphabet No. 3	ISO_IR 109	ISO_IR 109	Supplementary set
		ISO_IR 6	ISO 646
Latin alphabet No. 4	ISO_IR 110	ISO_IR 110	Supplementary set
		ISO_IR 6	ISO 646
Cyrillic	ISO_IR 144	ISO_IR 144	Supplementary set
		ISO_IR 6	ISO 646
Arabic	ISO_IR 127	ISO_IR 127	Supplementary set
		ISO_IR 6	ISO 646
Greek	ISO_IR 126	ISO_IR 126	Supplementary set
		ISO_IR 6	ISO 646
Hebrew	ISO_IR 138	ISO_IR 138	Supplementary set
		ISO_IR 6	ISO 646
Latin alphabet No. 5	ISO_IR 148	ISO_IR 148	Supplementary set
		ISO_IR 6	ISO 646
Japanese	ISO_IR 13	ISO_IR 13	JIS X 0201: Katakana
		ISO_IR 14	JIS X 0201: Romaji

Single-Byte Characters Sets with Code Extension:

Character Set Description	Defined Term	Standard for Code Extension	ESC sequence	ISO registration number	Character Set
Default repertoire	ISO 2022 IR 6	ISO 2022	ESC 02/08 04/02	ISO-IR 6	ISO 646
Latin alphabet No.1	ISO 2022 IR 100	ISO 2022	ESC 02/13 04/01	ISO-IR 100	Supplementary set
		ISO 2022	ESC 02/08 04/02	ISO-IR 6	ISO 646
Latin alphabet No.2	ISO 2022 IR 101	ISO 2022	ESC 02/13 04/02	ISO-IR 101	Supplementary set
		ISO 2022	ESC 02/08 04/02	ISO-IR 6	ISO 646
Latin alphabet No.3	ISO 2022 IR 109	ISO 2022	ESC 02/13 04/03	ISO-IR 109	Supplementary set
		ISO 2022	ESC 02/08 04/02	ISO-IR 6	ISO 646
Latin alphabet No.4	ISO 2022 IR 110	ISO 2022	ESC 02/13 04/04	ISO-IR 110	Supplementary set
		ISO 2022	ESC 02/08 04/02	ISO-IR 6	ISO 646
Cyrillic	ISO 2022 IR 144	ISO 2022	ESC 02/13 04/12	ISO-IR 144	Supplementary set
		ISO 2022	ESC 02/08 04/02	ISO-IR 6	ISO 646
Arabic	ISO 2022 IR 127	ISO 2022	ESC 02/13 04/07	ISO-IR 127	Supplementary set
		ISO 2022	ESC 02/08 04/02	ISO-IR 6	ISO 646
Greek	ISO 2022 IR 126	ISO 2022	ESC 02/13 04/06	ISO-IR 126	Supplementary set
		ISO 2022	ESC 02/08 04/02	ISO-IR 6	ISO 646
Hebrew	ISO 2022 IR 138	ISO 2022	ESC 02/13 04/08	ISO-IR 138	Supplementary set
		ISO 2022	ESC 02/08 04/02	ISO-IR 6	ISO 646
Latin alphabet No.5	ISO 2022 IR 148	ISO 2022	ESC 02/13 04/13	ISO-IR 148	Supplementary set
		ISO 2022	ESC 02/08 04/02	ISO-IR 6	ISO 646
Japanese	ISO 2022 IR 13	ISO 2022	ESC 02/09 04/09	ISO-IR 13	JIS X 0201: Katakana
		ISO 2022	ESC 02/08 04/10	ISO-IR 14	JIS X 0201-1976: Romaji

Multi-Byte Character Sets without Code Extension

Character Set Description	Defined Term	ISO registration number	Character Set
Unicode	ISO_IR 192	ISO 10646	Unicode in UTF-8
Chinese	GB18030	GB18030	GB 18030-2000 (China Association for Standardization)

Multi-Byte Character Sets with Code Extension

Character Set Description	Defined Term	Standard for Code Extension	ESC sequence	ISO registration number	Character Set
Japanese	ISO 2022 IR 87	ISO 2022	ESC 02/04 04/02	ISO-IR 87	JIS X 0208: Kanji
	ISO 2022 IR 159	ISO 2022	ESC 02/04 02/08 04/04	ISO-IR 159	JIS X 0212: Supplementary Kanji set
Chinese ^a	ISO 2022 IR 58	ISO 2022	ESC 02/04 04/01	ISO-IR 58	GB2312-80 (China Association for Standardization)

When there is a mismatch between the SCS tags (0008,0005) and the characters in an IOD received by the system, then the following measures are taken to make the characters DICOM conform:

- Try to import with ISO_IR 100. If ISO_IR 100 fails, convert each illegal character to a '?'.
There are now three categories of character sets which have to be differentiated because of their different encoding formats:
- Conventional ISO character sets: ISO_IR 6, ISO 2022 IR 6, ISO_IR 100, etc.
→ encoded in ISO 2022
- ISO_IR 192 → encoded in UTF-8
- GB18030 → encoded in GB18030

It is not possible to recognize the following mismatches automatically on receiving or importing:

- An attribute value is encoded in ISO_IR 192 ↔ (0008,0005) contains a conventional ISO character set as primary character set

^a Note: This Character Set is an extension of DICOM for the Chinese language.

- An attribute value is encoded in GB18030 ↔ (0008,0005) contains a conventional ISO character set as primary character set
- An attribute value is encoded in ISO 2022 ↔ (0008,0005) contains ISO_IR 192
- An attribute value is encoded in ISO 2022 ↔ (0008,0005) contains GB18030

An IOD that contains one of the above mentioned inconsistencies is not DICOM conform. As these kinds of inconsistencies cannot be recognized by the system, the IOD will not be rejected but the character data might be corrupted.

Older versions of *syngo* do not support the newly introduced character sets ISO_IR 192 and GB18030 and their special encodings. That means, an IOD which contains one of these new character sets in (0008,0005) will be rejected by an older *syngo* system.

Media Storage Conformance Statement

This chapter will contain the Conformance Statement to all “Offline Media Application Profiles (incl. private extensions)” supported by the *syngo* MULTIMODALITY WORKPLACE archive options.

Those application profiles supported shall be:

- Standard Application Profiles
- Augmented Application Profiles
- *syngo* private Application Profile
- General Purpose CDR Profile

1 Introduction

1.1 Purpose

This DICOM Conformance Statement is written according to part PS 3.2 of [1].

The applications described in this conformance statement are the Siemens *syngo* MULTIMODALITY WORKPLACE based on *syngo*® software^a. The *syngo* MULTIMODALITY WORKPLACE DICOM offline media storage service implementation acts as FSC, FSU and/or FSR for the specified application profiles and the related SOP Class instances.

1.2 Scope

This DICOM Conformance Statement refers to Siemens *syngo* MULTIMODALITY WORKPLACE based products using *syngo* MULTIMODALITY WORKPLACE software. The following table relates *syngo* MULTIMODALITY WORKPLACE software names to SIEMENS products:

Software Name	SIEMENS <i>syngo</i> -based Product
VE61A	SYNGO MULTIMODALITY WORKPLACE

1.3 Definitions, Abbreviations

1.3.1 Definitions

DICOM	Digital Imaging and Communications in Medicine
DIMSE	DICOM Message Service Element
DIMSE-C	DICOM Message Service Element with Composite information objects

1.3.2 Abbreviations

ACR	American College of Radiology
AE	DICOM Application Entity
ASCII	American Standard Code for Information Interchange
BD/BD-R	Blu Ray Disk/Blu Ray Disk Recordable
DB	Database
DVD	Digital Versatile Disk
DCS	DICOM Conformance Statement
FSC	File Set Creator
FSR	File Set Reader
FSU	File Set Updater
IOD	DICOM Information Object Definition
ISO	International Standard Organization
<i>syngo</i> MULTIMODALITY WORKPLACE	Multimodality-Workstation
NEMA	National Electrical Manufacturers Association
O	Optional Key Attribute
PDU	DICOM Protocol Data Unit
R	Required Key Attribute
RWA	Real-World Activity
U	Unique Key Attribute

^a *syngo* is a registered trademark of Siemens AG.

1.4 References

- [1] Digital Imaging and Communications in Medicine (DICOM) 3.0, NEMA PS 3.1-15, 2011^a

1.5 Remarks

DICOM, by itself, does not guarantee interoperability. However, the Conformance Statement facilitates a first-level validation for interoperability between different applications supporting the same DICOM functionality as SCU and SCP, respectively.

This Conformance Statement is not intended to replace validation with other DICOM equipment to ensure proper exchange of information intended.

The scope of this Conformance Statement is to facilitate communication with Siemens and other vendors' Medical equipment. The Conformance Statement should be read and understood in conjunction with the DICOM 3.0 Standard [DICOM]. However, by itself it is not guaranteed to ensure the desired interoperability and a successful interconnectivity.

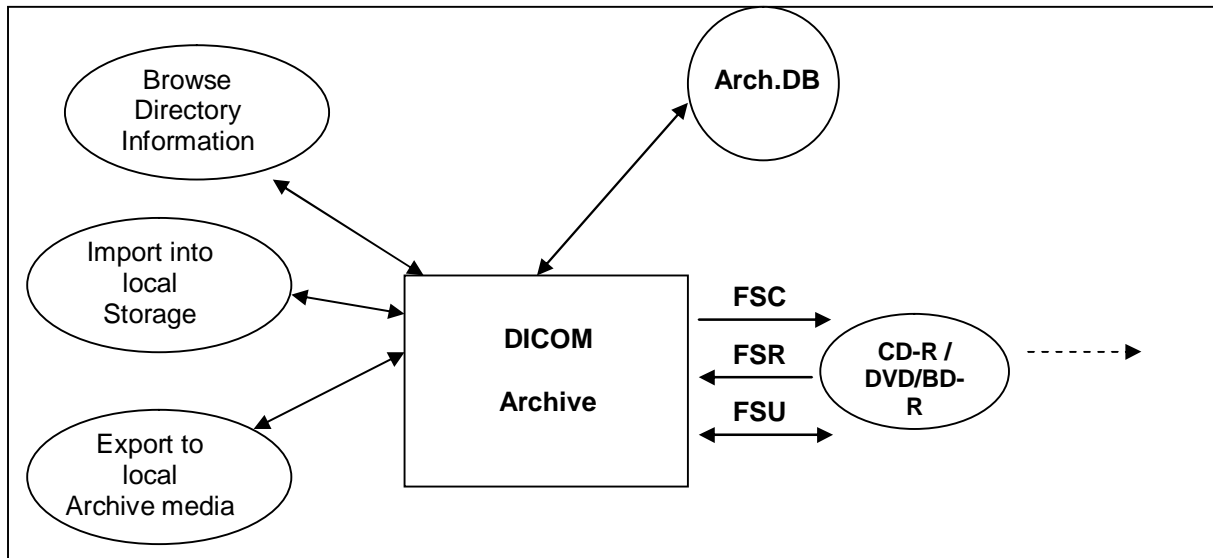
The user should be aware of the following important issues:

- The comparison of different conformance statements is the first step towards assessing interconnectivity between Siemens and non-Siemens equipment.
- Test procedures should be defined and tests should be performed by the user to validate the connectivity desired. DICOM itself and the conformance parts do not specify this.
- The standard will evolve to meet the users' future requirements. Siemens is actively involved in developing the standard further and therefore reserves the right to make changes to its products or to discontinue its delivery.
- Siemens reserves the right to modify the design and specifications contained herein without prior notice. Please contact your local Siemens representative for the most recent product information.

^a The DICOM Standard is under continuous maintenance,
The current official version is available at <http://dicom.nema.org>

2 Implementation Model

2.1 Application Data Flow Diagram



The DICOM archive application will serve as an interface to the CD-R/DVD/BD-R offline medium device. It serves interfaces to include the offline media directory into the browser and to copy SOP instances to a medium or retrieve SOP Instances from medium into local storage.

The DICOM Archive application will support the 120mm CD-R, DVD and BD-R medium.

The FSU role will update new SOP Instances only to media with pre-existing File-sets conforming to the Application Profiles supported.

The contents of the DICOMDIR will be temporarily stored in Archive-Database.

2.2 Functional Definitions of AEs

The syngo MULTIMODALITY WORKPLACE DICOM offline media storage application consists of the DICOM Archive application entity serving all interfaces to access offline media. The DICOM Archive application is capable of

1. creating a new File-set onto an unwritten medium (Export to...).
2. updating an existing File-set by writing new SOP Instances onto the medium (Export to...).
3. importing SOP Instances from the medium onto local storage
4. reading the File-sets DICOMDIR information into temporary database and pass it to display applications.

2.3 Sequencing of Real-World Activities

The DICOM Archive application will not perform updates before the Directory information of the DICOMDIR is completely read.

When performing updates, the SOP instances are checked for existence before updating. Duplicate instances will be avoided.

2.4 File Meta Information Options

Implementation Class UID	1.3.12.2.1107.5.99.2
Implementation Version Name	"SIEMENS_MMWPVE61"

3 AE Specifications

3.1 DICOM Archive Specification

The DICOM Archive provides Standard conformance to Media Storage Service Class (Interchange Option). In addition Augmented conformance is provided to store extra data attributes important for the full feature support of the *syngo* MULTIMODALITY WORKPLACE product SW. Details are listed in following Table:

Application Profiles Supported	Real-World Activity	Role	SC Option
PRI-SYNGO-CD PRI-SYNGO-BD AUG-GEN-CD AUG-CTMR-CD *1 AUG-XA1K-CD *1	Browse Directory Information	FSR	Interchange
	Import into local Storage	FSR	Interchange
	Export to local Archive Media	FSC, FSU	Interchange
STD-GEN-CD STD-CTMR-CD STD-XABC-CD STD-XA1K-CD STD-US-zz-yF-xxxxxx *2 STD-WVFM-GEN-FD	Browse Directory Information	FSR	Interchange
	Import into local Storage	FSR	Interchange

*1 – With no Private SOP Class used, the PRI-SYNGO-CD/DVD/BD-R profile definitions are appropriate to describe the augmentation of the related -STD Profiles.

*2 - All combinations of the following values for xx, yF and xxxxxx are supported: yF={SF|MF}, xx={ID|SC|CC}, xxxxxx={CDR|DVD|BD-R}

On *syngo*-based products the Private Extended *syngo* Profile (PRI-SYNGO-CD and optional the and PRI-SYNGO-DVD and PRI-SYNGO-BD) will be preferably used by the system. The General Purpose Interchange Profile (STD-GEN-CD), Ultrasound Profile (STD-US-xxx), CT and MR Image Profile (STD-CTMR-xxx), Waveform Interchange (STD-WVFM-xxx), Basic Cardiac Profile (STD-XABC-CD) and 1024 X-Ray Angiographic Profile (STD-XA1K-CD) will be supported with read capability of the related media.

3.1.1 File Meta Information for the Application Entity

The Source Application Entity Title is set by configuration. See Chapter "Configuration" for details.

3.1.2 Real-World Activities for this Application Entity

3.1.2.1 Real-World Activity: Browse Directory Information

The DICOM Archive application acts as FSR using the interchange option when requested to read the media directory.

The DICOM archive application will read the DICOMDIR and insert those directory entries, that are valid for the application profiles supported, into a local database. The database can then be used for browsing media contents.

- Note

IconImageSQ is also supported in DICOMDIR. But only those Icon Images with BitsAllocated (0028,0100) equal to 8 and size of 64x64 or 128x128 pixels are imported into database and are visible in the Browser.

3.1.2.1.1 Application Profiles for the RWA: Browse Directory Information

See Table in section 3.1 for the Application Profiles listed that invoke this Application Entity for the Browse Directory Information RWA.

3.1.2.2 Real-World Activity: Import into local Storage

The DICOM Archive application acts as FSR using the interchange option when requested to read SOP Instances from the medium into the local storage.

The SOP Instance selected from the media directory will be copied into the local storage. Only SOP Instances, that are valid for the application profile supported and are listed as supported by the Storage SCP Conformance section (Network DCS, 5.1.3), can be retrieved from media storage. This is due to the fact that the Browse Directory Information will filter all SOP Instances not matching the Application profiles supported.

During operation no "Attribute Value Precedence" is applied to the SOP Instances. Detached Patient Management is not supported (please refer to DICOM Part 11, Media Storage Application Profiles).

For media conforming to the STD-GEN-CD Profile the following SOP classes will be supported as an FSR:

Information Object Definition	SOP Class UID	Transfer Syntax UID
CR Image	1.2.840.10008.5.1.4.1.1.1	Explicit VR Little Endian Uncompressed 1.2.840.10008.1.2.1
CT image	1.2.840.10008.5.1.4.1.1.2	Explicit VR Little Endian Uncompressed 1.2.840.10008.1.2.1
Enhanced CT image	1.2.840.10008.5.1.4.1.1.2.1	Explicit VR Little Endian Uncompressed 1.2.840.10008.1.2.1
DX Image-For Processing	1.2.840.10008.5.1.4.1.1.1.1	Explicit VR Little Endian Uncompressed 1.2.840.10008.1.2.1
DX Image-For Presentation	1.2.840.10008.5.1.4.1.1.1.1	Explicit VR Little Endian Uncompressed 1.2.840.10008.1.2.1
IOX Image-For Processing	1.2.840.10008.5.1.4.1.1.1.3.1	Explicit VR Little Endian Uncompressed 1.2.840.10008.1.2.1
IOX Image-For Presentation	1.2.840.10008.5.1.4.1.1.1.3	Explicit VR Little Endian Uncompressed 1.2.840.10008.1.2.1
MR Image	1.2.840.10008.5.1.4.1.1.4	Explicit VR Little Endian Uncompressed 1.2.840.10008.1.2.1
Enhanced MR Image	1.2.840.10008.5.1.4.1.1.4.1	Explicit VR Little Endian Uncompressed 1.2.840.10008.1.2.1
MR Spectroscopy Storage	1.2.840.10008.5.1.4.1.1.4.2	Explicit VR Little Endian Uncompressed 1.2.840.10008.1.2.1
Enhanced MR Colored Image	1.2.840.10008.5.1.4.1.1.4.3	Explicit VR Little Endian Uncompressed 1.2.840.10008.1.2.1
Grayscale Sofycopy Presentation State Storage	1.2.840.10008.5.1.4.1.1.11.1	Explicit VR Little Endian Uncompressed 1.2.840.10008.1.2.1
Breast Tomosynthesis	1.2.840.10008.5.1.4.1.1.13.1.3	Explicit VR Little Endian Uncompressed 1.2.840.10008.1.2.1
NM Image	1.2.840.10008.5.1.4.1.1.20	Explicit VR Little Endian Uncompressed 1.2.840.10008.1.2.1

PET Image	1.2.840.10008.5.1.4.1.1.128	Explicit VR Little Endian Uncompressed 1.2.840.10008.1.2.1
RT Dose	1.2.840.10008.5.1.4.1.1.481.2	Explicit VR Little Endian Uncompressed 1.2.840.10008.1.2.1
RT Image	1.2.840.10008.5.1.4.1.1.481.1	Explicit VR Little Endian Uncompressed 1.2.840.10008.1.2.1
RT Plan	1.2.840.10008.5.1.4.1.1.481.5	Explicit VR Little Endian Uncompressed 1.2.840.10008.1.2.1
RT Structure Set	1.2.840.10008.5.1.4.1.1.481.3	Explicit VR Little Endian Uncompressed 1.2.840.10008.1.2.1
RT Beams Treatment Record	1.2.840.10008.5.1.4.1.1.481.4	Explicit VR Little Endian Uncompressed 1.2.840.10008.1.2.1
RT Brachy Treatment Record	1.2.840.10008.5.1.4.1.1.481.6	Explicit VR Little Endian Uncompressed 1.2.840.10008.1.2.1
RT Treatment Summary Record	1.2.840.10008.5.1.4.1.1.481.7	Explicit VR Little Endian Uncompressed 1.2.840.10008.1.2.1
RT Ion Plan	1.2.840.10008.5.1.4.1.1.481.8	Explicit VR Little Endian Uncompressed 1.2.840.10008.1.2.1
RT Ion Beams Treatment Record	1.2.840.10008.5.1.4.1.1.481.9	Explicit VR Little Endian Uncompressed 1.2.840.10008.1.2.1
Secondary Capture Image	1.2.840.10008.5.1.4.1.1.7	Explicit VR Little Endian Uncompressed 1.2.840.10008.1.2.1
Multi-frame Single Bit Secondary Capture Image	1.2.840.10008.5.1.4.1.1.7.1	Explicit VR Little Endian Uncompressed 1.2.840.10008.1.2.1
Multi-frame Grayscale Byte Secondary Capture Image	1.2.840.10008.5.1.4.1.1.7.2	Explicit VR Little Endian Uncompressed 1.2.840.10008.1.2.1
Multi-frame Grayscale Word Secondary Capture Image	1.2.840.10008.5.1.4.1.1.7.3	Explicit VR Little Endian Uncompressed 1.2.840.10008.1.2.1
Multi-frame True Color Secondary Capture Image	1.2.840.10008.5.1.4.1.1.7.4	Explicit VR Little Endian Uncompressed 1.2.840.10008.1.2.1
Ultrasound Image (retired)	1.2.840.10008.5.1.4.1.1.6	Explicit VR Little Endian Uncompressed 1.2.840.10008.1.2.1
Ultrasound Image	1.2.840.10008.5.1.4.1.1.6.1	Explicit VR Little Endian Uncompressed 1.2.840.10008.1.2.1
Ultrasound Multi-frame Image (retired)	1.2.840.10008.5.1.4.1.1.3	Explicit VR Little Endian Uncompressed 1.2.840.10008.1.2.1
Ultrasound Multi-frame Image	1.2.840.10008.5.1.4.1.1.3.1	Explicit VR Little Endian Uncompressed 1.2.840.10008.1.2.1
X-Ray Angiographic Image	1.2.840.10008.5.1.4.1.1.12.1	Explicit VR Little Endian Uncompressed 1.2.840.10008.1.2.1
X-Ray Radiofluoroscopic Image	1.2.840.10008.5.1.4.1.1.12.2	Explicit VR Little Endian Uncompressed 1.2.840.10008.1.2.1
12-lead ECG Waveform Storage	1.2.840.10008.5.1.4.1.1.9.1.1	Explicit VR Little Endian Uncompressed 1.2.840.10008.1.2.1
Ambulatory ECG Waveform Storage	1.2.840.10008.5.1.4.1.1.9.1.3	Explicit VR Little Endian Uncompressed 1.2.840.10008.1.2.1
Basic Voice Audio Waveform Storage	1.2.840.10008.5.1.4.1.1.9.4.1	Explicit VR Little Endian Uncompressed 1.2.840.10008.1.2.1
Cardiac Electrophysiology Waveform Storage	1.2.840.10008.5.1.4.1.1.9.3.1	Explicit VR Little Endian Uncompressed 1.2.840.10008.1.2.1
General ECG Waveform Storage	1.2.840.10008.5.1.4.1.1.9.1.2	Explicit VR Little Endian Uncompressed 1.2.840.10008.1.2.1
Hemodynamic Waveform Storage	1.2.840.10008.5.1.4.1.1.9.2.1	Explicit VR Little Endian Uncompressed 1.2.840.10008.1.2.1
CSA Non-Image	1.3.12.2.1107.5.9.1	Explicit VR Little Endian Uncompressed 1.2.840.10008.1.2.1
RAW Data Storage	1.2.840.10008.5.1.4.1.1.66	Explicit VR Little Endian Uncompressed 1.2.840.10008.1.2.1
Spatial Registration Storage	1.2.840.10008.5.1.4.1.1.66.1	Explicit VR Little Endian Uncompressed 1.2.840.10008.1.2.1
Spatial Fiducials Storage	1.2.840.10008.5.1.4.1.1.66.2	Explicit VR Little Endian Uncompressed 1.2.840.10008.1.2.1
Segmentation Storage	1.2.840.10008.5.1.4.1.1.66.4	Explicit VR Little Endian Uncompressed 1.2.840.10008.1.2.1
Surface Segmentation Storage	1.2.840.10008.5.1.4.1.1.66.5	Explicit VR Little Endian Uncompressed 1.2.840.10008.1.2.1
Basic Text SR	1.2.840.10008.5.1.4.1.1.88.11	Explicit VR Little Endian Uncompressed 1.2.840.10008.1.2.1
Enhanced SR	1.2.840.10008.5.1.4.1.1.88.22	Explicit VR Little Endian Uncompressed 1.2.840.10008.1.2.1

Comprehensive SR	1.2.840.10008.5.1.4.1.1.88.33	Explicit VR Little Endian Uncompressed 1.2.840.10008.1.2.1
Mammography CAD SR	1.2.840.10008.5.1.4.1.1.88.50	Explicit VR Little Endian Uncompressed 1.2.840.10008.1.2.1
Key Object Selection Document	1.2.840.10008.5.1.4.1.1.88.59	Explicit VR Little Endian Uncompressed 1.2.840.10008.1.2.1
Chest CAD SR	1.2.840.10008.5.1.4.1.1.88.65	Explicit VR Little Endian Uncompressed 1.2.840.10008.1.2.1
Procedure Log	1.2.840.10008.5.1.4.1.1.88.40	Explicit VR Little Endian Uncompressed 1.2.840.10008.1.2.1
X-Ray Radiation Dose SR	1.2.840.10008.5.1.4.1.1.88.67	Explicit VR Little Endian Uncompressed 1.2.840.10008.1.2.1
Encapsulated PDF	1.2.840.10008.5.1.4.1.1.104.1	Explicit VR Little Endian Uncompressed 1.2.840.10008.1.2.1

Note:

Importing of Enhanced CT and Enhanced MR images with concatenated data is not supported. This is realised by checking the Concatenation UID (Tag ID: 0020, 9161) of Multi-Frame Functional Group, which will be set for Concatenated data.

Note:

After importing images of type Multi-frame Single Bit Secondary Capture Image, Multi-frame Grayscale Byte Secondary Capture Image, Multi-frame Grayscale Word Secondary Capture Image and Multi-frame True Color Secondary Capture Image, while storing SOP class UID of received image is changed to Secondary Capture Image (1.2.840.10008.5.1.4.1.1.7.1).

The SOP Class UID will be stored as private attribute and while exporting SOP Class UID will be updated back to original.

3.1.2.2.1 Application Profiles for the RWA: Import into local Storage

See Table in section 3.1 for the Application Profiles listed that invoke this Application Entity for the Import into Local Storage RWA.

3.1.2.3 Real-World Activity: Export to local Archive Media

The DICOM Archive application acts as FSU (for media with existing DICOM file-set) or FSC (media not initialized) using the interchange option when requested to copy SOP Instances from the local storage to local Archive Medium.

The DICOM Archive application will receive a list of SOP Instances to be copied to the local archive medium. According to the state of the medium inserted (new medium, Medium with DICOM file-set) the validity of the SOP Instances according to the applicable profile is checked. Only valid SOP Instances are accepted.

When the DICOM archive application is requested to copy SOP Instances the preferred application profile according configuration will be used to validate and copy the referred SOP Instances. When creating a new file-set no Descriptor File will be allocated and the related ID is not used.

The DICOM archive application will not close the medium.

3.1.2.3.1 Application Profiles for the RWA: Export to local Archive Media

See Table in section 3.1 for the Application Profiles listed that invoke this Application Entity for the Export to local Archive Media RWA.

4 Augmented and Private Profiles

4.1 Augmented Application Profiles

4.1.1 AUG-GEN-CD

With no private Siemens Non-Images stored onto Medium, the definitions of the PRI-SYNGO-CD Profile are applicable to denote the augmentations for the STD-GEN-CD Standard Profile.

Storage of Private Information Objects will only be supported with reference to a Private Application Profile (see next section).

The Siemens non-image is typically used for raw data and 3D private data.

4.1.2 AUG-CTMR-xxxxx

With no private Siemens Non-Images stored onto Medium, the definitions of the PRI-SYNGO-CD Profile are applicable to denote the augmentations for the STD-CTMR-CDR Standard Profiles.

Storage of Private Information Objects will only be supported with reference to a Private Application Profile (see next section).

4.1.3 AUG-XA1K-CD

With no private Siemens Non-Images stored onto Medium, the definitions of the PRI-SYNGO-CD Profile are applicable to denote the augmentations for the STD-XA1K-CD Standard Profile.

Storage of Private Information Objects will only be supported with reference to a Private Application Profile (see other section).

4.2 syngo private offline Media Application Profile

Will contain a syngo specific Application Profile.

Structure of this Application Profile is defined in Part 11 of the 2011 DICOM Standard.

It is needed to describe the requirements for Offline Media Storage of the private IOD (Non-Image IOD).

4.2.1 Class and Profile Identification

This document defines an Application Profile Class for “syngo® speaking^a” modalities or applications.

The identifier for this class shall be PRI-SYNGO. This class is intended to be used for interchange of extended and private Information Objects via CD-R offline media between dedicated acquisition or workstation modalities build from a common syngo architecture.

The specific application profiles in this class are shown in Table below:

Application Profile	Identifier	Description
“syngo speaking” System on CD-R	PRI-SYNGO-CD	Handles interchange of Composite SOP Instances and privately defined SOP Instances (Siemens Non-Image IOD).
“syngo speaking” System on DVD R	PRI-SYNGO-DVD	Handles interchange of Composite SOP Instances and privately defined SOP Instances (Siemens Non-Image IOD).
“syngo speaking” System on BD-R	PRI-SYNGO-BD	Handles interchange of Composite SOP Instances and privately defined SOP Instances (Siemens Non-Image IOD).

Equipment claiming conformance for this syngo Application Profile Class shall make a clear statement on handling of the private defined SOP Instances.

4.2.2 Clinical Context

This application profile facilitates the interchange of original acquired and derived images and private data related to them. Typical media interchange would be from in-lab acquisition equipment to dedicated workstations and archive systems with specific extensions to handle the private data objects (in both directions).

Additionally, images (from MR,CT,US,NM,DX,RF) used to prepare procedures, multi-modality images (e.g. integrated US) and images derived from primary diagnostic images, such as annotations, quantitative analysis images, reference images, screen capture images may be interchanged via this profile.

4.2.2.1 Roles and Service Class Options

This Application Profile uses the Media Storage Service Class defined in PS 3.4 with the Interchange Option.

The Application Entity shall support one or more of the roles of File Set Creator (FSC), File Set Reader (FSR), and File Set Updater (FSU), defined in PS 3.10.

4.2.2.1.1 File Set Creator

The Application Entity acting as a File-Set Creator generates a File Set under the PRI-SYNGO Application Profiles.

File Set Creators shall be able to generate the Basic Directory SOP Class in the DICOMDIR file with all the subsidiary Directory Records related to the Image SOP Classes and Private SOP Classes stored in the File Set.

In case of the PRI-SYNGO-CD profile, the FSC shall offer the ability to either finalize the disc at the completion of the most recent write session (no additional information can be subsequently

^a syngo is a registered trademark of Siemens AG.

added to the disc) or to allow multi-session (additional information may be subsequently added to the disc). In case of the PRI-SYNGO-DVD/PRI-SYNGO-BD profile only multi-session is supported. For both profile a multi-session media can be finalized.

Note

A multiple volume (a logical volume that can cross multiple physical media) is not supported by this Application Profile Class. If a set of Files, e.g., a Study, cannot be written entirely on one CD-R, the FSC will create multiple independent DICOM File-Set such that each File-Set can reside on a single CD-R medium controlled by its individual DICOMDIR file. The user of the FSC can opt to use written labels on the discs to reflect that there is more than one disc for this set of files (e.g., a Study).

4.2.2.1.2 File Set Reader

The role of the File Set Reader shall be used by Application Entities which receive the transferred File Set.

File Set Readers shall be able to read all the defined SOP Instances files defined for the specific Application Profiles to which a conformance claim is made, using all the defined Transfer Syntaxes.

4.2.2.1.3 File Set Updater

The role of the File Set Updater shall be used by Application Entities, which receive a transferred File Set and update it by the addition of processed information.

File Set Updaters shall be able to read and update the DICOMDIR file. File-Set Updaters do not have to read the image/private information objects. File-Set Updaters shall be able to generate any of the SOP Instances files defined for the specific Application Profiles to which a conformance claim is made, and to read and update the DICOMDIR file.

In case of the PRI-SYNGO-CD profile, the FSU shall offer the ability to either finalize a disc at the completion of the most recent write session (no additional information can be subsequently added to the disc) or to allow multi-session (additional information may be subsequently added to the disc). In case of the PRI-SYNGO-DVD/PRI-SYNGO-BD profile only multi-session is supported. For both profile a multi-session media can be finalized.

Note (for CD-R, DVD-R and BD-R)

If the disc has not been finalized, the File-Set Updater will be able to update information assuming there is enough space on the disc to write a new DICOMDIR file, the information, and the fundamental CD-R/DVD-R/BD-R control structures. CD-R/DVD-R/BD-R control structures are the structures that inherent to the CD-R/DVD-R/BD-R standards; see PS 3.12

Note (for DVD)

The role of File-Set Updater cannot be achieved with DVD that is not finalized from Windows XP.

4.2.3 PRI-SYNGO Profiles**4.2.3.1 SOP Classes and transfer Syntaxes**

These Application Profiles are based on the Media Storage Service Class with the Interchange Option. In the table below Transfer Syntax UID "RLE Lossless" applies only for decompression.

Information Object Definition	SOP Class UID	Transfer Syntax UID	FSC	FSR	FSU
Basic Directory	1.2.840.10008.1.3.10	Explicit VR Little Endian Uncompressed 1.2.840.10008.1.2.1	M	M	M
CR Image	1.2.840.10008.5.1.4.1.1.1	Explicit VR Little Endian Uncompressed 1.2.840.10008.1.2.1	M	M	O
CR Image	1.2.840.10008.5.1.4.1.1.1	JPEG Lossless Process 14 (selection value 1) 1.2.840.10008.1.2.4.70	O	M	O
CR Image	1.2.840.10008.5.1.4.1.1.1	JPEG Lossless, Process 14, Non-HIER 1.2.840.10008.1.2.4.57	-	M	-
CR Image	1.2.840.10008.5.1.4.1.1.1	Explicit VR Big Endian Uncompressed 1.2.840.10008.1.2.2	O	M	O
CR Image	1.2.840.10008.5.1.4.1.1.1	JPEG Lossy (baseline or extended) 1.2.840.10008.1.2.4.50 1.2.840.10008.1.2.4.51	O	O	O
CR Image	1.2.840.10008.5.1.4.1.1.1	RLE Lossless 1.2.840.10008.1.2.5	O	O	O
CR Image	1.2.840.10008.5.1.4.1.1.1	JPEG 2000 Lossless 1.2.840.10008.1.2.4.90	O	O	O
CR Image	1.2.840.10008.5.1.4.1.1.1	JPEG 2000 Lossy 1.2.840.10008.1.2.4.91	O	O	O
CT image	1.2.840.10008.5.1.4.1.1.2	Explicit VR Little Endian Uncompressed 1.2.840.10008.1.2.1	M	M	O
CT Image	1.2.840.10008.5.1.4.1.1.2	JPEG Lossless Process 14 (selection value 1) 1.2.840.10008.1.2.4.70	O	M	O
CT Image	1.2.840.10008.5.1.4.1.1.2	JPEG Lossless, Process 14, Non-HIER 1.2.840.10008.1.2.4.57	-	M	-
CT Image	1.2.840.10008.5.1.4.1.1.2	Explicit VR Big Endian Uncompressed 1.2.840.10008.1.2.2	O	M	O
CT Image	1.2.840.10008.5.1.4.1.1.2	JPEG Lossy (baseline or extended) 1.2.840.10008.1.2.4.50 1.2.840.10008.1.2.4.51	O	O	O
CT Image	1.2.840.10008.5.1.4.1.1.2	RLE Lossless 1.2.840.10008.1.2.5	O	O	O
CT Image	1.2.840.10008.5.1.4.1.1.2	JPEG 2000 Lossless 1.2.840.10008.1.2.4.90	O	O	O
CT Image	1.2.840.10008.5.1.4.1.1.2	JPEG 2000 Lossy 1.2.840.10008.1.2.4.91	O	O	O
Enhanced CT Image	1.2.840.10008.5.1.4.1.1.2.1	Explicit VR Little Endian Uncompressed 1.2.840.10008.1.2.1	M	M	O
Enhanced CT Image	1.2.840.10008.5.1.4.1.1.2.1	JPEG Lossless Process 14 (selection value 1) 1.2.840.10008.1.2.4.70	O	M	O
Enhanced CT Image	1.2.840.10008.5.1.4.1.1.2.1	JPEG Lossless, Process 14, Non-HIER 1.2.840.10008.1.2.4.57	-	M	-
Enhanced CT Image	1.2.840.10008.5.1.4.1.1.2.1	Explicit VR Big Endian Uncompressed 1.2.840.10008.1.2.2	O	M	O
Enhanced CT Image	1.2.840.10008.5.1.4.1.1.2.1	JPEG Lossy (baseline or extended) 1.2.840.10008.1.2.4.50 1.2.840.10008.1.2.4.51	O	O	O
Enhanced CT Image	1.2.840.10008.5.1.4.1.1.2.1	RLE Lossless 1.2.840.10008.1.2.5	O	O	O
Enhanced CT Image	1.2.840.10008.5.1.4.1.1.2.1	JPEG 2000 Lossless 1.2.840.10008.1.2.4.90	O	O	O
Enhanced CT Image	1.2.840.10008.5.1.4.1.1.2.1	JPEG 2000 Lossy 1.2.840.10008.1.2.4.91	O	O	O
DX Image – For Presentation	1.2.840.10008.5.1.4.1.1.1.1	JPEG Lossless Process 14 (selection value 1)	O	M	O

Information Object Definition	SOP Class UID	Transfer Syntax UID	FSC	FSR	FSU
		1.2.840.10008.1.2.4.70			
DX Image – For Presentation	1.2.840.10008.5.1.4.1.1.1.1	JPEG Lossless, Process 14, Non-HIER 1.2.840.10008.1.2.4.57	-	M	-
DX Image – For Presentation	1.2.840.10008.5.1.4.1.1.1.1	Explicit VR Big Endian Uncompressed 1.2.840.10008.1.2.2	O	M	O
DX Image – For Presentation	1.2.840.10008.5.1.4.1.1.1.1	JPEG Lossy (baseline or extended) 1.2.840.10008.1.2.4.50 1.2.840.10008.1.2.4.51	O	O	O
DX Image – For Presentation	1.2.840.10008.5.1.4.1.1.1.1	RLE Lossless 1.2.840.10008.1.2.5	O	O	O
DX Image – For Presentation	1.2.840.10008.5.1.4.1.1.1.1	JPEG 2000 Lossless 1.2.840.10008.1.2.4.90	O	O	O
DX Image – For Presentation	1.2.840.10008.5.1.4.1.1.1.1	JPEG 2000 Lossy 1.2.840.10008.1.2.4.91	O	O	O
MG Image – For Processing	1.2.840.10008.5.1.4.1.1.1.2.1	Explicit VR Little Endian Uncompressed 1.2.840.10008.1.2.1	M	M	O
MG Image – For Processing	1.2.840.10008.5.1.4.1.1.1.2.1	JPEG Lossless Process 14 (selection value 1) 1.2.840.10008.1.2.4.70	O	M	O
MG Image – For Processing	1.2.840.10008.5.1.4.1.1.1.2.1	JPEG Lossless, Process 14, Non-HIER 1.2.840.10008.1.2.4.57	-	M	-
MG Image – For Processing	1.2.840.10008.5.1.4.1.1.1.2.1	Explicit VR Big Endian Uncompressed 1.2.840.10008.1.2.2	O	M	O
MG Image – For Processing	1.2.840.10008.5.1.4.1.1.1.2.1	JPEG Lossy (baseline or extended) 1.2.840.10008.1.2.4.50 1.2.840.10008.1.2.4.51	O	O	O
MG Image – For Processing	1.2.840.10008.5.1.4.1.1.1.2.1	RLE Lossless 1.2.840.10008.1.2.5	O	O	O
MG Image – For Presentation	1.2.840.10008.5.1.4.1.1.1.2	Explicit VR Little Endian Uncompressed 1.2.840.10008.1.2.1	M	M	O
MG Image – For Presentation	1.2.840.10008.5.1.4.1.1.1.2	JPEG Lossless Process 14 (selection value 1) 1.2.840.10008.1.2.4.70	O	M	O
MG Image – For Presentation	1.2.840.10008.5.1.4.1.1.1.2	JPEG Lossless, Process 14, Non-HIER 1.2.840.10008.1.2.4.57	-	M	-
MG Image – For Presentation	1.2.840.10008.5.1.4.1.1.1.2	Explicit VR Big Endian Uncompressed 1.2.840.10008.1.2.2	O	M	O
MG Image – For Presentation	1.2.840.10008.5.1.4.1.1.1.2	JPEG Lossy (baseline or extended) 1.2.840.10008.1.2.4.50 1.2.840.10008.1.2.4.51	O	O	O
MG Image – For Presentation	1.2.840.10008.5.1.4.1.1.1.2	RLE Lossless 1.2.840.10008.1.2.5	O	O	O
MG Image – For Presentation	1.2.840.10008.5.1.4.1.1.1.2	JPEG 2000 Lossless 1.2.840.10008.1.2.4.90	O	O	O
MG Image – For Presentation	1.2.840.10008.5.1.4.1.1.1.2	JPEG 2000 Lossy 1.2.840.10008.1.2.4.91	O	O	O
IOX Image – For Processing	1.2.840.10008.5.1.4.1.1.1.3.1	Explicit VR Little Endian Uncompressed 1.2.840.10008.1.2.1	M	M	O
IOX Image – For Processing	1.2.840.10008.5.1.4.1.1.1.3.1	JPEG Lossless Process 14 (selection value 1) 1.2.840.10008.1.2.4.70	O	M	O
IOX Image – For Processing	1.2.840.10008.5.1.4.1.1.1.3.1	JPEG Lossless, Process 14, Non-HIER 1.2.840.10008.1.2.4.57	-	M	-
IOX Image – For Processing	1.2.840.10008.5.1.4.1.1.1.3.1	Explicit VR Big Endian Uncompressed	O	M	O

Information Object Definition	SOP Class UID	Transfer Syntax UID	FSC	FSR	FSU
		1.2.840.10008.1.2.2			
IOX Image – For Processing	1.2.840.10008.5.1.4.1.1.1.3.1	JPEG Lossy (baseline or extended) 1.2.840.10008.1.2.4.50 1.2.840.10008.1.2.4.51	O	O	O
IOX Image – For Processing	1.2.840.10008.5.1.4.1.1.1.3.1	RLE Lossless 1.2.840.10008.1.2.5	O	O	O
IOX Image – For Presentation	1.2.840.10008.5.1.4.1.1.1.3	Explicit VR Little Endian Uncompressed 1.2.840.10008.1.2.1	M	M	O
IOX Image – For Presentation	1.2.840.10008.5.1.4.1.1.1.3	JPEG Lossless Process 14 (selection value 1) 1.2.840.10008.1.2.4.70	O	M	O
IOX Image – For Presentation	1.2.840.10008.5.1.4.1.1.1.3	JPEG Lossless, Process 14, Non-HIER 1.2.840.10008.1.2.4.57	-	M	-
IOX Image – For Presentation	1.2.840.10008.5.1.4.1.1.1.3	Explicit VR Big Endian Uncompressed 1.2.840.10008.1.2.2	O	M	O
IOX Image – For Presentation	1.2.840.10008.5.1.4.1.1.1.3	JPEG Lossy (baseline or extended) 1.2.840.10008.1.2.4.50 1.2.840.10008.1.2.4.51	O	O	O
IOX Image – For Presentation	1.2.840.10008.5.1.4.1.1.1.3	RLE Lossless 1.2.840.10008.1.2.5	O	O	O
IOX Image – For Presentation	1.2.840.10008.5.1.4.1.1.1.3	JPEG 2000 Lossless 1.2.840.10008.1.2.4.90	O	O	O
IOX Image – For Presentation	1.2.840.10008.5.1.4.1.1.1.3	JPEG 2000 Lossy 1.2.840.10008.1.2.4.91	O	O	O
MR Image	1.2.840.10008.5.1.4.1.1.4	Explicit VR Little Endian Uncompressed 1.2.840.10008.1.2.1	M	M	O
MR Image	1.2.840.10008.5.1.4.1.1.4	JPEG Lossless Process 14 (selection value 1) 1.2.840.10008.1.2.4.70	O	M	O
MR Image	1.2.840.10008.5.1.4.1.1.4	JPEG Lossless, Process 14, Non-HIER 1.2.840.10008.1.2.4.57	-	M	-
MR Image	1.2.840.10008.5.1.4.1.1.4	Explicit VR Big Endian Uncompressed 1.2.840.10008.1.2.2	O	M	O
MR Image	1.2.840.10008.5.1.4.1.1.4	JPEG Lossy (baseline or extended) 1.2.840.10008.1.2.4.50 1.2.840.10008.1.2.4.51	O	O	O
MR Image	1.2.840.10008.5.1.4.1.1.4	RLE Lossless 1.2.840.10008.1.2.5	O	O	O
MR Image	1.2.840.10008.5.1.4.1.1.4	JPEG 2000 Lossless 1.2.840.10008.1.2.4.90	O	O	O
MR Image	1.2.840.10008.5.1.4.1.1.4	JPEG 2000 Lossy 1.2.840.10008.1.2.4.91	O	O	O
Enhanced MR Image	1.2.840.10008.5.1.4.1.1.4.1	Explicit VR Little Endian Uncompressed 1.2.840.10008.1.2.1	M	M	O
Enhanced MR Image	1.2.840.10008.5.1.4.1.1.4.1	JPEG Lossless Process 14 (selection value 1) 1.2.840.10008.1.2.4.70	O	M	O
Enhanced MR Image	1.2.840.10008.5.1.4.1.1.4.1	JPEG Lossless, Process 14, Non-HIER 1.2.840.10008.1.2.4.57	-	M	-
Enhanced MR Image	1.2.840.10008.5.1.4.1.1.4.1	Explicit VR Big Endian Uncompressed 1.2.840.10008.1.2.2	O	M	O
Enhanced MR Image	1.2.840.10008.5.1.4.1.1.4.1	JPEG Lossy (baseline or extended) 1.2.840.10008.1.2.4.50 1.2.840.10008.1.2.4.51	O	O	O
Enhanced MR Image	1.2.840.10008.5.1.4.1.1.4.1	RLE Lossless 1.2.840.10008.1.2.5	O	O	O
Enhanced MR Image	1.2.840.10008.5.1.4.1.1.4.1	JPEG 2000 Lossless	O	O	O

Information Object Definition	SOP Class UID	Transfer Syntax UID	FSC	FSR	FSU
		1.2.840.10008.1.2.4.90			
Enhanced MR Image	1.2.840.10008.5.1.4.1.1.4.1	JPEG 2000 Lossy 1.2.840.10008.1.2.4.91	O	O	O
MR Spectroscopy Storage	1.2.840.10008.5.1.4.1.1.4.2	Explicit VR Little Endian Uncompressed 1.2.840.10008.1.2.1	M	M	O
MR Spectroscopy Storage	1.2.840.10008.5.1.4.1.1.4.2	Explicit VR Big Endian Uncompressed 1.2.840.10008.1.2.2	O	M	O
Enhanced Colored MR Image	1.2.840.10008.5.1.4.1.1.4.3	Explicit VR Little Endian Uncompressed 1.2.840.10008.1.2.1	M	M	O
Enhanced Colored MR Image	1.2.840.10008.5.1.4.1.1.4.3	JPEG Lossless Process 14 (selection value 1) 1.2.840.10008.1.2.4.70	O	M	O
Enhanced Colored MR Image	1.2.840.10008.5.1.4.1.1.4.3	JPEG Lossless, Process 14, Non-HIER 1.2.840.10008.1.2.4.57	-	M	-
Enhanced Colored MR Image	1.2.840.10008.5.1.4.1.1.4.3	Explicit VR Big Endian Uncompressed 1.2.840.10008.1.2.2	O	M	O
Enhanced Colored MR Image	1.2.840.10008.5.1.4.1.1.4.3	JPEG Lossy (baseline or extended) 1.2.840.10008.1.2.4.50 1.2.840.10008.1.2.4.51	O	O	O
Enhanced Colored MR Image	1.2.840.10008.5.1.4.1.1.4.3	RLE Lossless 1.2.840.10008.1.2.5	O	O	O
Enhanced Colored MR Image	1.2.840.10008.5.1.4.1.1.4.3	JPEG 2000 Lossless 1.2.840.10008.1.2.4.90	O	O	O
Enhanced Colored MR Image	1.2.840.10008.5.1.4.1.1.4.3	JPEG 2000 Lossy 1.2.840.10008.1.2.4.91	O	O	O
Grayscale Softcopy Presentation State Storage	1.2.840.10008.5.1.4.1.1.11.1	Explicit VR Little Endian Uncompressed 1.2.840.10008.1.2.1	M	M	O
Grayscale Softcopy Presentation State Storage	1.2.840.10008.5.1.4.1.1.11.1	Explicit VR Big Endian Uncompressed 1.2.840.10008.1.2.2	O	M	O
X-Ray 3D Angiographic Image	1.2.840.10008.5.1.4.1.1.13.1.1	Explicit VR Little Endian Uncompressed 1.2.840.10008.1.2.1	M	M	O
X-Ray 3D Angiographic Image	1.2.840.10008.5.1.4.1.1.13.1.1	JPEG Lossless Process 14 (selection value 1) 1.2.840.10008.1.2.4.70	O	M	O
X-Ray 3D Angiographic Image	1.2.840.10008.5.1.4.1.1.13.1.1	JPEG Lossless, Process 14, Non-HIER 1.2.840.10008.1.2.4.57	-	M	-
X-Ray 3D Angiographic Image	1.2.840.10008.5.1.4.1.1.13.1.1	Explicit VR Big Endian Uncompressed 1.2.840.10008.1.2.2	O	M	O
X-Ray 3D Angiographic Image	1.2.840.10008.5.1.4.1.1.13.1.1	JPEG Lossy (baseline or extended) 1.2.840.10008.1.2.4.50 1.2.840.10008.1.2.4.51	O	O	O
X-Ray 3D Angiographic Image	1.2.840.10008.5.1.4.1.1.13.1.1	RLE Lossless 1.2.840.10008.1.2.5	O	O	O
X-Ray 3D Angiographic Image	1.2.840.10008.5.1.4.1.1.13.1.1	JPEG 2000 Lossless 1.2.840.10008.1.2.4.90	O	O	O
X-Ray 3D Angiographic Image	1.2.840.10008.5.1.4.1.1.13.1.1	JPEG 2000 Lossy 1.2.840.10008.1.2.4.91	O	O	O
Breast Tomosynthesis Image Storage	1.2.840.10008.5.1.4.1.1.13.1.3	Explicit VR Little Endian Uncompressed 1.2.840.10008.1.2.1	M	M	O
Breast Tomosynthesis Image Storage	1.2.840.10008.5.1.4.1.1.13.1.3	JPEG Lossless Process 14 (selection value 1) 1.2.840.10008.1.2.4.70	O	M	O
Breast Tomosynthesis Image Storage	1.2.840.10008.5.1.4.1.1.13.1.3	JPEG Lossless, Process 14, Non-HIER 1.2.840.10008.1.2.4.57	-	M	-

Information Object Definition	SOP Class UID	Transfer Syntax UID	FSC	FSR	FSU
Breast Tomosynthesis Image Storage	1.2.840.10008.5.1.4.1.1.13.1.3	Explicit VR Big Endian Uncompressed 1.2.840.10008.1.2.2	O	M	O
Breast Tomosynthesis Image Storage	1.2.840.10008.5.1.4.1.1.13.1.3	JPEG Lossy (baseline or extended) 1.2.840.10008.1.2.4.50 1.2.840.10008.1.2.4.51	O	O	O
Breast Tomosynthesis Image Storage	1.2.840.10008.5.1.4.1.1.13.1.3	RLE Lossless 1.2.840.10008.1.2.5	O	O	O
Breast Tomosynthesis Image Storage	1.2.840.10008.5.1.4.1.1.13.1.3	JPEG 2000 Lossless 1.2.840.10008.1.2.4.90	O	O	O
Breast Tomosynthesis Image Storage	1.2.840.10008.5.1.4.1.1.13.1.3	JPEG 2000 Lossy 1.2.840.10008.1.2.4.91	O	O	O
NM Image	1.2.840.10008.5.1.4.1.1.20	Explicit VR Little Endian Uncompressed 1.2.840.10008.1.2.1	M	M	O
NM Image	1.2.840.10008.5.1.4.1.1.20	JPEG Lossless Process 14 (selection value 1) 1.2.840.10008.1.2.4.70	O	M	O
NM Image	1.2.840.10008.5.1.4.1.1.20	JPEG Lossless, Process 14, Non-HIER 1.2.840.10008.1.2.4.57	-	M	-
NM Image	1.2.840.10008.5.1.4.1.1.20	Explicit VR Big Endian Uncompressed 1.2.840.10008.1.2.2	O	M	O
NM Image	1.2.840.10008.5.1.4.1.1.20	JPEG Lossy (baseline or extended) 1.2.840.10008.1.2.4.50 1.2.840.10008.1.2.4.51	O	O	O
NM Image	1.2.840.10008.5.1.4.1.1.20	RLE Lossless 1.2.840.10008.1.2.5	O	O	O
NM Image	1.2.840.10008.5.1.4.1.1.20	JPEG 2000 Lossless 1.2.840.10008.1.2.4.90	O	O	O
NM Image	1.2.840.10008.5.1.4.1.1.20	JPEG 2000 Lossy 1.2.840.10008.1.2.4.91	O	O	O
PET Image	1.2.840.10008.5.1.4.1.1.128	Explicit VR Little Endian Uncompressed 1.2.840.10008.1.2.1	M	M	O
PET Image	1.2.840.10008.5.1.4.1.1.128	JPEG Lossless Process 14 (selection value 1) 1.2.840.10008.1.2.4.70	O	M	O
PET Image	1.2.840.10008.5.1.4.1.1.128	JPEG Lossless, Process 14, Non-HIER 1.2.840.10008.1.2.4.57	-	M	-
PET Image	1.2.840.10008.5.1.4.1.1.128	Explicit VR Big Endian Uncompressed 1.2.840.10008.1.2.2	O	M	O
PET Image	1.2.840.10008.5.1.4.1.1.128	JPEG Lossy (baseline or extended) 1.2.840.10008.1.2.4.50 1.2.840.10008.1.2.4.51	O	O	O
PET Image	1.2.840.10008.5.1.4.1.1.128	RLE Lossless 1.2.840.10008.1.2.5	O	O	O
PET Image	1.2.840.10008.5.1.4.1.1.128	JPEG 2000 Lossless 1.2.840.10008.1.2.4.90	O	O	O
PET Image	1.2.840.10008.5.1.4.1.1.128	JPEG 2000 Lossy 1.2.840.10008.1.2.4.91	O	O	O
RT Dose	1.2.840.10008.5.1.4.1.1.481.2	Explicit VR Little Endian Uncompressed 1.2.840.10008.1.2.1	M	M	O
RT Dose	1.2.840.10008.5.1.4.1.1.481.2	Explicit VR Big Endian Uncompressed 1.2.840.10008.1.2.2	O	M	O
RT Image	1.2.840.10008.5.1.4.1.1.481.1	Explicit VR Little Endian Uncompressed 1.2.840.10008.1.2.1	M	M	O
RT Image	1.2.840.10008.5.1.4.1.1.481.1	JPEG Lossless Process 14 (selection value 1) 1.2.840.10008.1.2.4.70	O	M	O
RT Image	1.2.840.10008.5.1.4.1.1.481.1	JPEG Lossless, Process 14, Non-HIER	-	M	-

Information Object Definition	SOP Class UID	Transfer Syntax UID	FSC	FSR	FSU
		1.2.840.10008.1.2.4.57			
RT Image	1.2.840.10008.5.1.4.1.1.481.1	Explicit VR Big Endian Uncompressed 1.2.840.10008.1.2.2	O	M	O
RT Image	1.2.840.10008.5.1.4.1.1.481.1	JPEG Lossy (baseline or extended) 1.2.840.10008.1.2.4.50 1.2.840.10008.1.2.4.51	O	O	O
RT Image	1.2.840.10008.5.1.4.1.1.481.1	RLE Lossless 1.2.840.10008.1.2.5	O	O	O
RT Image	1.2.840.10008.5.1.4.1.1.481.1	JPEG 2000 Lossless 1.2.840.10008.1.2.4.90	O	O	O
RT Image	1.2.840.10008.5.1.4.1.1.481.1	JPEG 2000 Lossy 1.2.840.10008.1.2.4.91	O	O	O
RT Plan	1.2.840.10008.5.1.4.1.1.481.5	Explicit VR Little Endian Uncompressed 1.2.840.10008.1.2.1	M	M	O
RT Plan	1.2.840.10008.5.1.4.1.1.481.5	Explicit VR Big Endian Uncompressed 1.2.840.10008.1.2.2	O	M	O
RT Structure Set	1.2.840.10008.5.1.4.1.1.481.3	Explicit VR Little Endian Uncompressed 1.2.840.10008.1.2.1	M	M	O
RT Structure Set	1.2.840.10008.5.1.4.1.1.481.3	Explicit VR Big Endian Uncompressed 1.2.840.10008.1.2.2	O	M	O
RT Beams Treatment Record	1.2.840.10008.5.1.4.1.1.481.4	Explicit VR Little Endian Uncompressed 1.2.840.10008.1.2.1	M	M	O
RT Beams Treatment Record	1.2.840.10008.5.1.4.1.1.481.4	Explicit VR Big Endian Uncompressed 1.2.840.10008.1.2.2	O	M	O
RT Brachy Treatment Record	1.2.840.10008.5.1.4.1.1.481.6	Explicit VR Little Endian Uncompressed 1.2.840.10008.1.2.1	M	M	O
RT Brachy Treatment Record	1.2.840.10008.5.1.4.1.1.481.6	Explicit VR Big Endian Uncompressed 1.2.840.10008.1.2.2	O	M	O
RT Treatment Summary Record	1.2.840.10008.5.1.4.1.1.481.7	Explicit VR Little Endian Uncompressed 1.2.840.10008.1.2.1	M	M	O
RT Treatment Summary Record	1.2.840.10008.5.1.4.1.1.481.7	Explicit VR Big Endian Uncompressed 1.2.840.10008.1.2.2	O	M	O
RT Ion Plan	1.2.840.10008.5.1.4.1.1.481.8	Explicit VR Little Endian Uncompressed 1.2.840.10008.1.2.1	M	M	O
RT Ion Plan	1.2.840.10008.5.1.4.1.1.481.8	Explicit VR Big Endian Uncompressed 1.2.840.10008.1.2.2	O	M	O
RT Ion Beams Treatment Record	1.2.840.10008.5.1.4.1.1.481.9	Explicit VR Little Endian Uncompressed 1.2.840.10008.1.2.1	M	M	O
RT Ion Beams Treatment Record	1.2.840.10008.5.1.4.1.1.481.9	Explicit VR Big Endian Uncompressed 1.2.840.10008.1.2.2	O	M	O
Secondary Capture Image	1.2.840.10008.5.1.4.1.1.7	Explicit VR Little Endian Uncompressed 1.2.840.10008.1.2.1	M	M	O
Secondary Capture Image	1.2.840.10008.5.1.4.1.1.7	JPEG Lossless Process 14 (selection value 1) 1.2.840.10008.1.2.4.70	O	M	O
Secondary Capture Image	1.2.840.10008.5.1.4.1.1.7	JPEG Lossless, Process 14, Non-HIER 1.2.840.10008.1.2.4.57	-	M	-
Secondary Capture Image	1.2.840.10008.5.1.4.1.1.7	Explicit VR Big Endian Uncompressed 1.2.840.10008.1.2.2	O	M	O

Information Object Definition	SOP Class UID	Transfer Syntax UID	FSC	FSR	FSU
Secondary Capture Image	1.2.840.10008.5.1.4.1.1.7	JPEG Lossy (baseline or extended) 1.2.840.10008.1.2.4.50 1.2.840.10008.1.2.4.51	O	O	O
Secondary Capture Image	1.2.840.10008.5.1.4.1.1.7	RLE Lossless 1.2.840.10008.1.2.5	O	O	O
Secondary Capture Image	1.2.840.10008.5.1.4.1.1.7	JPEG 2000 Lossless 1.2.840.10008.1.2.4.90	O	O	O
Secondary Capture Image	1.2.840.10008.5.1.4.1.1.7	JPEG 2000 Lossy 1.2.840.10008.1.2.4.91	O	O	O
Multi-frame Single Bit Secondary Capture Image	1.2.840.10008.5.1.4.1.1.7.1	Explicit VR Little Endian Uncompressed 1.2.840.10008.1.2.1	M	M	O
Multi-frame Single Bit Secondary Capture Image	1.2.840.10008.5.1.4.1.1.7.1	JPEG Lossless Process 14 (selection value 1) 1.2.840.10008.1.2.4.70	O	M	O
Multi-frame Single Bit Secondary Capture Image	1.2.840.10008.5.1.4.1.1.7.1	JPEG Lossless, Process 14, Non-HIER 1.2.840.10008.1.2.4.57	-	M	-
Multi-frame Single Bit Secondary Capture Image	1.2.840.10008.5.1.4.1.1.7.1	Explicit VR Big Endian Uncompressed 1.2.840.10008.1.2.2	O	M	O
Multi-frame Single Bit Secondary Capture Image	1.2.840.10008.5.1.4.1.1.7.1	JPEG Lossy (baseline or extended) 1.2.840.10008.1.2.4.50 1.2.840.10008.1.2.4.51	O	O	O
Multi-frame Single Bit Secondary Capture Image	1.2.840.10008.5.1.4.1.1.7.1	RLE Lossless 1.2.840.10008.1.2.5	O	O	O
Multi-frame Single Bit Secondary Capture Image	1.2.840.10008.5.1.4.1.1.7.1	JPEG 2000 Lossless 1.2.840.10008.1.2.4.90	O	O	O
Multi-frame Single Bit Secondary Capture Image	1.2.840.10008.5.1.4.1.1.7.1	JPEG 2000 Lossy 1.2.840.10008.1.2.4.91	O	O	O
Multi-frame Grayscale Byte Secondary Capture Image	1.2.840.10008.5.1.4.1.1.7.2	Explicit VR Little Endian Uncompressed 1.2.840.10008.1.2.1	M	M	O
Multi-frame Grayscale Byte Secondary Capture Image	1.2.840.10008.5.1.4.1.1.7.2	JPEG Lossless Process 14 (selection value 1) 1.2.840.10008.1.2.4.70	O	M	O
Multi-frame Grayscale Byte Secondary Capture Image	1.2.840.10008.5.1.4.1.1.7.2	JPEG Lossless, Process 14, Non-HIER 1.2.840.10008.1.2.4.57	-	M	-
Multi-frame Grayscale Byte Secondary Capture Image	1.2.840.10008.5.1.4.1.1.7.2	Explicit VR Big Endian Uncompressed 1.2.840.10008.1.2.2	O	M	O
Multi-frame Grayscale Byte Secondary Capture Image	1.2.840.10008.5.1.4.1.1.7.2	JPEG Lossy (baseline or extended) 1.2.840.10008.1.2.4.50 1.2.840.10008.1.2.4.51	O	O	O
Multi-frame Grayscale Byte Secondary Capture Image	1.2.840.10008.5.1.4.1.1.7.2	RLE Lossless 1.2.840.10008.1.2.5	O	O	O
Multi-frame Grayscale Byte Secondary Capture Image	1.2.840.10008.5.1.4.1.1.7.2	JPEG 2000 Lossless 1.2.840.10008.1.2.4.90	O	O	O
Multi-frame Grayscale Byte Secondary Capture Image	1.2.840.10008.5.1.4.1.1.7.2	JPEG 2000 Lossy 1.2.840.10008.1.2.4.91	O	O	O
Multi-frame Grayscale Word Secondary Capture Image	1.2.840.10008.5.1.4.1.1.7.3	Explicit VR Little Endian Uncompressed 1.2.840.10008.1.2.1	M	M	O
Multi-frame Grayscale Word Secondary Capture Image	1.2.840.10008.5.1.4.1.1.7.3	JPEG Lossless Process 14 (selection value 1) 1.2.840.10008.1.2.4.70	O	M	O
Multi-frame Grayscale Word Secondary Capture Image	1.2.840.10008.5.1.4.1.1.7.3	JPEG Lossless, Process 14, Non-HIER 1.2.840.10008.1.2.4.57	-	M	-
Multi-frame Grayscale Word Secondary Capture Image	1.2.840.10008.5.1.4.1.1.7.3	Explicit VR Big Endian Uncompressed 1.2.840.10008.1.2.2	O	M	O
Multi-frame Grayscale Word Secondary Capture Image	1.2.840.10008.5.1.4.1.1.7.3	JPEG Lossy (baseline or extended) 1.2.840.10008.1.2.4.50 1.2.840.10008.1.2.4.51	O	O	O

Information Object Definition	SOP Class UID	Transfer Syntax UID	FSC	FSR	FSU
Multi-frame Grayscale Word Secondary Capture Image	1.2.840.10008.5.1.4.1.1.7.3	RLE Lossless 1.2.840.10008.1.2.5	O	O	O
Multi-frame Grayscale Word Secondary Capture Image	1.2.840.10008.5.1.4.1.1.7.3	JPEG 2000 Lossless 1.2.840.10008.1.2.4.90	O	O	O
Multi-frame Grayscale Word Secondary Capture Image	1.2.840.10008.5.1.4.1.1.7.3	JPEG 2000 Lossy 1.2.840.10008.1.2.4.91	O	O	O
Multi-frame True Color Secondary Capture Image	1.2.840.10008.5.1.4.1.1.7.4	Explicit VR Little Endian Uncompressed 1.2.840.10008.1.2.1	M	M	O
Multi-frame True Color Secondary Capture Image	1.2.840.10008.5.1.4.1.1.7.4	JPEG Lossless Process 14 (selection value 1) 1.2.840.10008.1.2.4.70	O	M	O
Multi-frame True Color Secondary Capture Image	1.2.840.10008.5.1.4.1.1.7.4	JPEG Lossless, Process 14, Non-HIER 1.2.840.10008.1.2.4.57	-	M	-
Multi-frame True Color Secondary Capture Image	1.2.840.10008.5.1.4.1.1.7.4	Explicit VR Big Endian Uncompressed 1.2.840.10008.1.2.2	O	M	O
Multi-frame True Color Secondary Capture Image	1.2.840.10008.5.1.4.1.1.7.4	JPEG Lossy (baseline or extended) 1.2.840.10008.1.2.4.50 1.2.840.10008.1.2.4.51	O	O	O
Multi-frame True Color Secondary Capture Image	1.2.840.10008.5.1.4.1.1.7.4	RLE Lossless 1.2.840.10008.1.2.5	O	O	O
Multi-frame True Color Secondary Capture Image	1.2.840.10008.5.1.4.1.1.7.4	JPEG 2000 Lossless 1.2.840.10008.1.2.4.90	O	O	O
Multi-frame True Color Secondary Capture Image	1.2.840.10008.5.1.4.1.1.7.4	JPEG 2000 Lossy 1.2.840.10008.1.2.4.91	O	O	O
Ultrasound Multi-frame Image	1.2.840.10008.5.1.4.1.1.3.1	JPEG Lossy (baseline or extended) 1.2.840.10008.1.2.4.50 1.2.840.10008.1.2.4.51	O	M	O
Ultrasound Multi-frame Image	1.2.840.10008.5.1.4.1.1.3.1	RLE Lossless 1.2.840.10008.1.2.5	O	M	O
X-Ray Angiographic Image	1.2.840.10008.5.1.4.1.1.12.1	JPEG Lossless Process 14 (selection value 1) 1.2.840.10008.1.2.4.70	M	M	O
X-Ray Angiographic Image	1.2.840.10008.5.1.4.1.1.12.1	JPEG Lossless, Process 14, Non-HIER 1.2.840.10008.1.2.4.57	-	M	-
X-Ray Angiographic Image	1.2.840.10008.5.1.4.1.1.12.1	Explicit VR Little Endian Uncompressed 1.2.840.10008.1.2.1	O	M	O
X-Ray Angiographic Image	1.2.840.10008.5.1.4.1.1.12.1	Explicit VR Big Endian Uncompressed 1.2.840.10008.1.2.2	O	M	O
X-Ray Angiographic Image	1.2.840.10008.5.1.4.1.1.12.1	JPEG Lossy (baseline or extended) 1.2.840.10008.1.2.4.50 1.2.840.10008.1.2.4.51	O	O	O
X-Ray Angiographic Image	1.2.840.10008.5.1.4.1.1.12.1	RLE Lossless 1.2.840.10008.1.2.5	O	M	O
X-Ray Angiographic Image	1.2.840.10008.5.1.4.1.1.12.1	JPEG 2000 Lossless 1.2.840.10008.1.2.4.90	O	M	O
X-Ray Angiographic Image	1.2.840.10008.5.1.4.1.1.12.1	JPEG 2000 Lossy 1.2.840.10008.1.2.4.91	O	M	O
X-Ray Radiofluoroscopic Image	1.2.840.10008.5.1.4.1.1.12.2	JPEG Lossless Process 14 (selection value 1) 1.2.840.10008.1.2.4.70	M	M	O
X-Ray Radiofluoroscopic Image	1.2.840.10008.5.1.4.1.1.12.2	JPEG Lossless, Process 14, Non-HIER 1.2.840.10008.1.2.4.57	-	M	-
X-Ray Radiofluoroscopic Image	1.2.840.10008.5.1.4.1.1.12.2	Explicit VR Little Endian Uncompressed 1.2.840.10008.1.2.1	O	M	O
X-Ray Radiofluoroscopic Image	1.2.840.10008.5.1.4.1.1.12.2	Explicit VR Big Endian Uncompressed 1.2.840.10008.1.2.2	O	M	O

Information Object Definition	SOP Class UID	Transfer Syntax UID	FSC	FSR	FSU
X-Ray Radiofluoroscopic Image	1.2.840.10008.5.1.4.1.1.12.2	JPEG Lossy (baseline or extended) 1.2.840.10008.1.2.4.50 1.2.840.10008.1.2.4.51	O	O	O
X-Ray Radiofluoroscopic Image	1.2.840.10008.5.1.4.1.1.12.2	RLE Lossless 1.2.840.10008.1.2.5	O	M	O
X-Ray Radiofluoroscopic Image	1.2.840.10008.5.1.4.1.1.12.2	JPEG 2000 Lossless 1.2.840.10008.1.2.4.90	O	M	O
X-Ray Radiofluoroscopic Image	1.2.840.10008.5.1.4.1.1.12.2	JPEG 2000 Lossy 1.2.840.10008.1.2.4.91	O	M	O
Waveform Storage SOP Classes	1.2.840.10008.5.1.4.1.1.9.1.1 1.2.840.10008.5.1.4.1.1.9.1.2 1.2.840.10008.5.1.4.1.1.9.1.3 1.2.840.10008.5.1.4.1.1.9.2.1 1.2.840.10008.5.1.4.1.1.9.3.1 1.2.840.10008.5.1.4.1.1.9.4.1	Explicit VR Little Endian Uncompressed 1.2.840.10008.1.2.1	M	M	O
Waveform Storage SOP Classes	1.2.840.10008.5.1.4.1.1.9.1.1 1.2.840.10008.5.1.4.1.1.9.1.2 1.2.840.10008.5.1.4.1.1.9.1.3 1.2.840.10008.5.1.4.1.1.9.2.1 1.2.840.10008.5.1.4.1.1.9.3.1 1.2.840.10008.5.1.4.1.1.9.4.1	Explicit VR Big Endian Uncompressed 1.2.840.10008.1.2.2	O	M	O
RAW Data Storage	1.2.840.10008.5.1.4.1.1.66	Explicit VR Little Endian Uncompressed 1.2.840.10008.1.2.1	M	M	O
RAW Data Storage	1.2.840.10008.5.1.4.1.1.66	Explicit VR Big Endian Uncompressed 1.2.840.10008.1.2.2	O	M	O
Spatial Registration Storage	1.2.840.10008.5.1.4.1.1.66.1	Explicit VR Little Endian Uncompressed 1.2.840.10008.1.2.1	M	M	O
Spatial Registration Storage	1.2.840.10008.5.1.4.1.1.66.1	Explicit VR Big Endian Uncompressed 1.2.840.10008.1.2.2	O	M	O
Spatial Fiducials Storage	1.2.840.10008.5.1.4.1.1.66.2	Explicit VR Little Endian Uncompressed 1.2.840.10008.1.2.1	M	M	O
Spatial Fiducials Storage	1.2.840.10008.5.1.4.1.1.66.2	Explicit VR Big Endian Uncompressed 1.2.840.10008.1.2.2	O	M	O
Segmentation Storage	1.2.840.10008.5.1.4.1.1.66.4	JPEG Lossless Process 14 (selection value 1) 1.2.840.10008.1.2.4.70	M	M	O
Segmentation Storage	1.2.840.10008.5.1.4.1.1.66.4	JPEG Lossless, Process 14, Non-HIER 1.2.840.10008.1.2.4.57	-	M	-
Segmentation Storage	1.2.840.10008.5.1.4.1.1.66.4	Explicit VR Little Endian Uncompressed 1.2.840.10008.1.2.1	O	M	O
Segmentation Storage	1.2.840.10008.5.1.4.1.1.66.4	Explicit VR Big Endian Uncompressed 1.2.840.10008.1.2.2	O	M	O
Segmentation Storage	1.2.840.10008.5.1.4.1.1.66.4	JPEG Lossy (baseline or extended) 1.2.840.10008.1.2.4.50 1.2.840.10008.1.2.4.51	O	O	O
Segmentation Storage	1.2.840.10008.5.1.4.1.1.66.4	RLE Lossless 1.2.840.10008.1.2.5	O	M	O
Segmentation Storage	1.2.840.10008.5.1.4.1.1.66.4	JPEG 2000 Lossless 1.2.840.10008.1.2.4.90	O	M	O
Segmentation Storage	1.2.840.10008.5.1.4.1.1.66.4	JPEG 2000 Lossy 1.2.840.10008.1.2.4.91	O	M	O
Surface Segmentation Storage	1.2.840.10008.5.1.4.1.1.66.5	Explicit VR Little Endian Uncompressed 1.2.840.10008.1.2.1	M	M	O
Surface Segmentation Storage	1.2.840.10008.5.1.4.1.1.66.5	Explicit VR Big Endian Uncompressed 1.2.840.10008.1.2.2	O	M	O
Basic Text SR	1.2.840.10008.5.1.4.1.1.88.1 1	Explicit VR Little Endian Uncompressed 1.2.840.10008.1.2.1	M	M	O

Information Object Definition	SOP Class UID	Transfer Syntax UID	FSC	FSR	FSU
Basic Text SR	1.2.840.10008.5.1.4.1.1.88.1 1	Explicit VR Big Endian Uncompressed 1.2.840.10008.1.2.2	O	M	O
Enhanced SR	1.2.840.10008.5.1.4.1.1.88.2 2	Explicit VR Little Endian Uncompressed 1.2.840.10008.1.2.1	M	M	O
Enhanced SR	1.2.840.10008.5.1.4.1.1.88.2 2	Explicit VR Big Endian Uncompressed 1.2.840.10008.1.2.2	O	M	O
Comprehensive SR	1.2.840.10008.5.1.4.1.1.88.3 3	Explicit VR Little Endian Uncompressed 1.2.840.10008.1.2.1	M	M	O
Comprehensive SR	1.2.840.10008.5.1.4.1.1.88.3 3	Explicit VR Big Endian Uncompressed 1.2.840.10008.1.2.2	O	M	O
Mammography CAD SR	1.2.840.10008.5.1.4.1.1.88.5 0	Explicit VR Little Endian Uncompressed 1.2.840.10008.1.2.1	M	M	O
Mammography CAD SR	1.2.840.10008.5.1.4.1.1.88.5 0	Explicit VR Big Endian Uncompressed 1.2.840.10008.1.2.2	O	M	O
Key Object Selection Document	1.2.840.10008.5.1.4.1.1.88.5 9	Explicit VR Little Endian Uncompressed 1.2.840.10008.1.2.1	M	M	O
Key Object Selection Document	1.2.840.10008.5.1.4.1.1.88.5 9	Explicit VR Big Endian Uncompressed 1.2.840.10008.1.2.2	O	M	O
Chest CAD SR	1.2.840.10008.5.1.4.1.1.88.6 5	Explicit VR Little Endian Uncompressed 1.2.840.10008.1.2.1	M	M	O
Chest CAD SR	1.2.840.10008.5.1.4.1.1.88.6 5	Explicit VR Big Endian Uncompressed 1.2.840.10008.1.2.2	O	M	O
Procedure Log	1.2.840.10008.5.1.4.1.1.88.4 0	Explicit VR Little Endian Uncompressed 1.2.840.10008.1.2.1	M	M	O
Procedure Log	1.2.840.10008.5.1.4.1.1.88.4 0	Explicit VR Big Endian Uncompressed 1.2.840.10008.1.2.2	O	M	O
X-Ray Radiation Dose SR	1.2.840.10008.5.1.4.1.1.88.6 7	Explicit VR Little Endian Uncompressed 1.2.840.10008.1.2.1	M	M	O
X-Ray Radiation Dose SR	1.2.840.10008.5.1.4.1.1.88.6 7	Explicit VR Big Endian Uncompressed 1.2.840.10008.1.2.2	O	M	O
Encapsulated PDF	1.2.840.10008.5.1.4.1.1.104. 1	Explicit VR Little Endian Uncompressed 1.2.840.10008.1.2.1	M	M	O
Encapsulated PDF	1.2.840.10008.5.1.4.1.1.104. 1	Explicit VR Big Endian Uncompressed 1.2.840.10008.1.2.2	O	M	O
CSA Non-Image	1.3.12.2.1107.5.9.1	Explicit VR Little Endian Uncompressed 1.2.840.10008.1.2.1	O	M	O

FSC, FSR, FSU – denote the requirements for those roles

O – Optional

M - Mandatory

4.2.3.2 Physical Media and Formats

The PRI-SYNGO-CD Profile requires the 120mm CD-R physical media with the ISO/IEC 9660 Media Format, as defined in PS3.12.

The PRI-SYNGO-DVD Profile requires the 120mm DVD physical media with the UDF 2.01 Media Format, as defined in PS3.12.

The PRI-SYNGO-BD Profile requires the 120mm BD-R physical media with the UDF 2.6 Media Format, as defined in PS3.12

4.2.3.3 Directory Information in DICOMDIR

Conforming Application Entities shall include in the DICOMDIR File the Basic Directory IOD containing Directory Records at the Patient and subsidiary levels appropriate to the SOP Classes in the File-set. All DICOM files in the File-set incorporating SOP Instances defined for the specific Application profile, shall be referenced by Directory Records.

Note

DICOMDIRs with no directory information are not allowed by this Application Profile

Privately defined IODs will be referenced by "PRIVATE" Directory Records.

4.2.3.3.1 Basic Directory IOD Specialization

This Application Profile makes use of optional attributes of the Basic Directory IOD to support recognition of Patient's Storage Service request results in spanning multiple volumes (file sets). Therefore the File Set Descriptor File can be used and is then referenced by optional Basic Directory IOD attributes. If existent, the specified Descriptor File may be used by FSR applications. Any FSU, FSC shall make a clear Statement if the Descriptor File mechanism is used according to the specialization defined in this Application Profile.

The Descriptor Files shall have the following contents:

One single Line without any control-characters and according to the Basic Character-Set having the following defined text:

"MULTIVOLUME: xx of yy"

xx, yy are replaced by the actual Number of the volume (xx) and the Total Number of Volumes in the set (yy).

If used, the Descriptor File shall have the File ID "README" and reside in same directory level as the DICOMDIR. It is referenced by the attribute [0004,1141] File-set Descriptor File ID having the defined content of "README".

4.2.3.3.2 Additional Keys

File-set Creators and Updaters are required to generate the mandatory elements specified in PS 3.3, Annex F of the DICOM Standard. Table below: PRI-SYNGO-CD Additional DICOMDIR Keys specifies the additional associated keys. At each directory record level other additional data elements can be added, but it is not required that File Set Readers be able to use them as keys. Refer to the Basic Directory IOD in PS 3.3.

Key Attribute	Tag	Directory Record Level	Type	Notes
Date of Birth	(0010,0030)	PATIENT	2C	required, if present in SOP Instance
Patient's Sex	(0010,0040)	PATIENT	2C	required, if present in SOP Instance

Key Attribute	Tag	Directory Record Level	Type	Notes
Series Date	(0008,0021)	SERIES	3	
Series Time	(0008,0031)	SERIES	3	
Institute Name	(0008,0080)	SERIES	2C	required, if present in SOP Instance
Institution Address	(0008,0081)	SERIES	2C	required, if present in SOP Instance
Series Description	(0008,103E)	SERIES	3	
Performing Physician's Name	(0008,1050)	SERIES	2C	required, if present in SOP Instance
Image Type	(0008,0008)	IMAGE	1C	required, if present in SOP Instance
SOP Class UID	(0008,0016)	IMAGE	3	
SOP Instance UID	(0008,0018)	IMAGE	3	
Image Date	(0008,0023)	IMAGE	3	
Image Time	(0008,0033)	IMAGE	3	
Referenced Image Sequence	(0008,1140)	IMAGE	1C	required, if present in SOP Instance
> Referenced SOP Class UID	(0008,1150)			
> Referenced SOP Instance UID	(0008,1155)			
Image Position (Patient)	(0020,0032)	IMAGE	2C	required, if present in SOP Instance
Image Orientation (Patient)	(0020,0037)	IMAGE	2C	required, if present in SOP Instance
Frame of Reference UID	(0020,0052)	IMAGE	2C	required, if present in SOP Instance
Rows	(0028,0010)	IMAGE	3	
Columns	(0028,0011)	IMAGE	3	
Pixel Spacing	(0028,0030)	IMAGE	1C	required, if present in SOP Instance
Calibration Image	(0050,0004)	IMAGE	2C	required, if present in SOP Instance
Icon Image Sequence	(0088,0200)	IMAGE	3	required for Image SOP Classes
> Samples per Pixel	(0028,0002)			1
> Photometric Interpretation	(0028,0004)			MONOCHROME2
> Rows	(0028,0010)			128 for XA, 64 for others
> Columns	(0028,0011)			128 for XA, 64 for others
> Bits Allocated	(0028,0100)			8
> Bits Stored	(0028,0101)			8
> High Bit	(0028,0102)			7
> Pixel Representation	(0028,0103)			0
> Pixel Data	(7FE0,0010)			Icon Image
Curve Number	(0020,0024)	CURVE	1C	required, if present in SOP Instance

4.2.3.3.3 Private Directory Record Keys

Private Directory Records are supported by this Application Profile Class at the following Level - IMAGE. The PRIVATE Directory Records will have required elements in addition to the mandatory elements specified in PS 3.3.

The following table will list the additional required keys for PRIVATE Directory Records:

Key Attribute	Tag	Directory Record Level	Type	Notes
Private Record UID	(0004,1432)	PRIVATE	1	See Conformance Statement
SOP Class UID	(0008,0016)	PRIVATE	1C	required, if present in SOP Instance
SOP Instance UID	(0008,0018)	PRIVATE	1C	required, if present in SOP Instance
Image Type	(0008,0008)	PRIVATE	3	
Acquisition Date	(0008,0022)	PRIVATE	3	
Acquisition Time	(0008,0032)	PRIVATE	3	
Acquisition Number	(0020,0012)	PRIVATE	3	

Key Attribute	Tag	Directory Record Level	Type	Notes
CSA Data Type	(0029,xx08)	PRIVATE	1	private owner code = SIEMENS CSA NON-IMAGE
CSA Data Version	(0029,xx09)	PRIVATE	3	private owner code = SIEMENS CSA NON-IMAGE

4.2.3.3.4 Icon Images

Directory Records of type SERIES or IMAGE may include Icon Images. The Icon Image pixel data shall be as specified in PS 3.3 "Icon Image Key Definition", and restricted such, that Bits Allocated (0028,0100) and Bits Stored (0028,0101) shall be equal 8, and Rows (0028,0010) and Columns (0028,0011) shall be equal to 128 for XA Images and 64 for all other Images. The Photometric Interpretation (0028,0004) shall always be restricted to "MONOCHROME2".

PRIVATE Directory Records will not contain Icon Image information.

4.2.3.4 Other Parameters

This section defines other parameters common to all specific Application Profiles in the PRI-SYNGO class which need to be specified in order to ensure interoperable media interchange.

4.2.3.4.1 Multi-Frame JPEG Format

The JPEG encoding of pixel data shall use Interchange Format (with table specification) for all frames.

5 Extensions, Specialization and Privatization of SOP Classes and Transfer Syntaxes

The SOP Classes listed refer in majority to those created by the equipment to which this conformance Statement is related to. For SOP classes not listed in this section, please refer to the Storage section of the DICOM Conformance Statement of the product. This will include all SOP Instances that can be received and displayed and therefor will be included into offline media storage even though these SOP Instances are not created by the equipment serving the Media Storage Service.

5.1 SOP Specific Conformance Statement for Basic Directory

5.1.1 Extension, Specialization for SIEMENS Non-Image Objects

According to the PRI-SYNGO Application Profile Class the usage of the Private Creator UIDs and further optional keys for the Directory Records referring to SIEMENS Non-Image Objects are listed in the following tables.

Attribute	Tag	Value used
Private Record UID	(0004,1432)	1.3.12.2.1107.5.9.1
SOP Class UID	(0008,0016)	1.3.12.2.1107.5.9.1

For those "Non-Images" no Icon Image Sequence will be generated.

6 Configuration

6.1 AE Title Mapping

6.1.1 DICOM Media Storage AE Title

The DICOM Storage application provides the application entity title:

CsalmageManager

7 Support of Extended Character Sets

The Siemens syngo MULTIMODALITY WORKPLACE DICOM archive application supports the following character sets as defined in the three tables below:

Single-Byte Character Sets without Code Extension:

Character Set Description	Defined Term	ISO registration number	Character Set
Default repertoire	none	ISO_IR 6	ISO 646:
Latin alphabet No. 1	ISO_IR 100	ISO_IR 100	Supplementary set
		ISO_IR 6	ISO 646:
Latin alphabet No. 2	ISO_IR 101	ISO_IR 101	Supplementary set
		ISO_IR 6	ISO 646
Latin alphabet No. 3	ISO_IR 109	ISO_IR 109	Supplementary set
		ISO_IR 6	ISO 646
Latin alphabet No. 4	ISO_IR 110	ISO_IR 110	Supplementary set
		ISO_IR 6	ISO 646
Cyrillic	ISO_IR 144	ISO_IR 144	Supplementary set
		ISO_IR 6	ISO 646
Arabic	ISO_IR 127	ISO_IR 127	Supplementary set
		ISO_IR 6	ISO 646
Greek	ISO_IR 126	ISO_IR 126	Supplementary set
		ISO_IR 6	ISO 646
Hebrew	ISO_IR 138	ISO_IR 138	Supplementary set
		ISO_IR 6	ISO 646
Latin alphabet No. 5	ISO_IR 148	ISO_IR 148	Supplementary set
		ISO_IR 6	ISO 646
Japanese	ISO_IR 13	ISO_IR 13	JIS X 0201: Katakana
		ISO_IR 14	JIS X 0201: Romaji

Single-Byte Characters Sets with Code Extension:

Character Set Description	Defined Term	Standard for Code Extension	ESC sequence	ISO registration number	Character Set
Default repertoire	ISO 2022 IR 6	ISO 2022	ESC 02/08 04/02	ISO-IR 6	ISO 646
Latin alphabet No.1	ISO 2022 IR 100	ISO 2022	ESC 02/13 04/01	ISO-IR 100	Supplementary set
		ISO 2022	ESC 02/08 04/02	ISO-IR 6	ISO 646
Latin alphabet No.2	ISO 2022 IR 101	ISO 2022	ESC 02/13 04/02	ISO-IR 101	Supplementary set
		ISO 2022	ESC 02/08 04/02	ISO-IR 6	ISO 646
Latin alphabet No.3	ISO 2022 IR 109	ISO 2022	ESC 02/13 04/03	ISO-IR 109	Supplementary set
		ISO 2022	ESC 02/08 04/02	ISO-IR 6	ISO 646
Latin alphabet No.4	ISO 2022 IR 110	ISO 2022	ESC 02/13 04/04	ISO-IR 110	Supplementary set
		ISO 2022	ESC 02/08 04/02	ISO-IR 6	ISO 646
Cyrillic	ISO 2022 IR 144	ISO 2022	ESC 02/13 04/12	ISO-IR 144	Supplementary set
		ISO 2022	ESC 02/08 04/02	ISO-IR 6	ISO 646
Arabic	ISO 2022 IR 127	ISO 2022	ESC 02/13 04/07	ISO-IR 127	Supplementary set
		ISO 2022	ESC 02/08 04/02	ISO-IR 6	ISO 646
Greek	ISO 2022 IR 126	ISO 2022	ESC 02/13 04/06	ISO-IR 126	Supplementary set
		ISO 2022	ESC 02/08 04/02	ISO-IR 6	ISO 646
Hebrew	ISO 2022 IR 138	ISO 2022	ESC 02/13 04/08	ISO-IR 138	Supplementary set
		ISO 2022	ESC 02/08 04/02	ISO-IR 6	ISO 646
Latin alphabet No.5	ISO 2022 IR 148	ISO 2022	ESC 02/13 04/13	ISO-IR 148	Supplementary set
		ISO 2022	ESC 02/08 04/02	ISO-IR 6	ISO 646
Japanese	ISO 2022 IR 13	ISO 2022	ESC 02/09 04/09	ISO-IR 13	JIS X 0201: Katakana
		ISO 2022	ESC 02/08 04/10	ISO-IR 14	JIS X 0201-1976: Romaji

Multi-Byte Character Sets without Code Extension

Character Set Description	Defined Term	ISO registration number	Character Set
Unicode	ISO_IR 192	ISO 10646	Unicode in UTF-8
Chinese	GB18030	GB18030	GB 18030-2000 (China Association for Standardization)

Multi-Byte Character Sets with Code Extension

Character Set Description	Defined Term	Standard for Code Extension	ESC sequence	ISO registration number	Character Set
Japanese	ISO 2022 IR 87	ISO 2022	ESC 02/04 04/02	ISO-IR 87	JIS X 0208: Kanji
	ISO 2022 IR 159	ISO 2022	ESC 02/04 02/08 04/04	ISO-IR 159	JIS X 0212: Supplementary Kanji set
Chinese ^a	ISO 2022 IR 58	ISO 2022	ESC 02/04 04/01	ISO-IR 58	GB2312-80 (China Association for Standardization)

When there is a mismatch between the SCS tags (0008,0005) and the characters in an IOD received by the system, then the following measures are taken to make the characters DICOM conform:

- Try to import with ISO_IR 100. If ISO_IR 100 fails, convert each illegal character to a '?'.
There are now three categories of character sets which have to be differentiated because of their different encoding formats:

- Conventional ISO character sets: ISO_IR 6, ISO 2022 IR 6, ISO_IR 100, etc.
→ encoded in ISO 2022
- ISO_IR 192 → encoded in UTF-8
- GB18030 → encoded in GB18030

It is not possible to recognize the following mismatches automatically on receiving or importing:

- An attribute value is encoded in ISO_IR 192 ↔ (0008,0005) contains a conventional ISO character set as primary character set
- An attribute value is encoded in GB18030 ↔ (0008,0005) contains a conventional ISO character set as primary character set
- An attribute value is encoded in ISO 2022 ↔ (0008,0005) contains ISO_IR 192

^a Note: This Character Set is an extension of DICOM for the Chinese language.

- An attribute value is encoded in ISO 2022 \leftrightarrow (0008,0005) contains GB18030

An IOD that contains one of the above mentioned inconsistencies is not DICOM conform. As these kinds of inconsistencies cannot be recognized by the system, the IOD will not be rejected but the character data might be corrupted.

Older versions of *syngo* do not support the newly introduced character sets ISO_IR 192 and GB18030 and their special encodings. That means, an IOD which contains one of these new character sets in (0008,0005) will be rejected by an older *syngo* system.

A ANNEX

Note : This Annexure provides some details of Modality applications. For the complete details of Modality applications, please refer to DICOM Conformance statements for respective modality application. The list DICOM Conformance statements for Modality Applications is provided at the end of this Annex

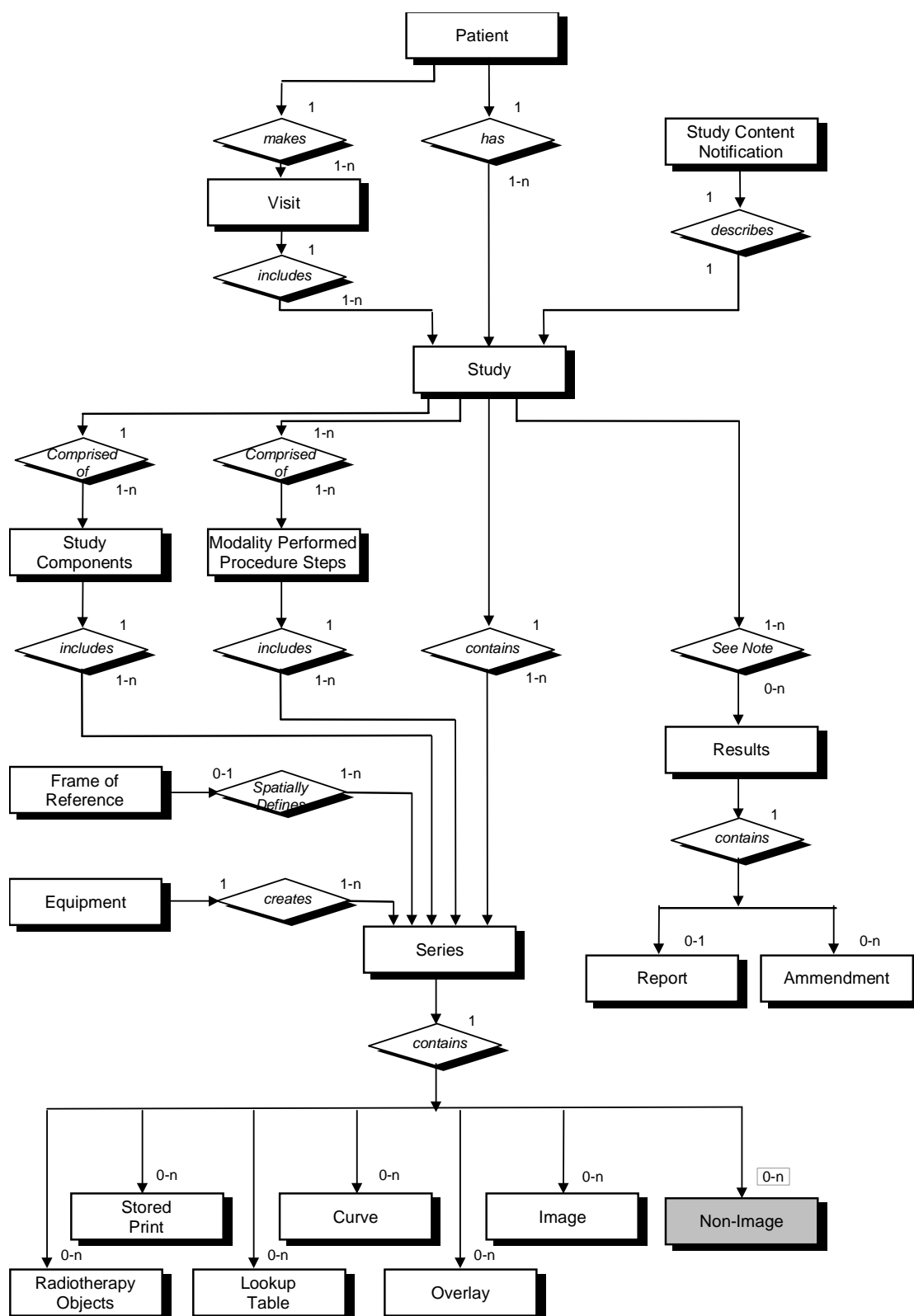
A.1 SIEMENS Private Non-Image IOD

For encoding binary data-streams not representing image data, Siemens has created a private "Non-Image IOD" according to the rules governed by the DICOM Standard. The following section will roll-out the definition of this Private IOD. It can be communicated with Network Storage Service and Offline Media Storage Services.

The Siemens "Non-Image IOD" is identified by a private Non-Image Storage SOP Class UID of „1.3.12.2.1107.5.9.1“

A.1.1 Siemens Non-Image IOD – E-R Model

The E-R model in A.1.2 depicts those components of the DICOM Information Model which directly refer to the Siemens Non-Image IOD. The Frame of Reference IE, Overlay IE, Modality Lookup-Table IE, VOI Lookup-Table IE and Curve IE are not components of the Siemens Non-Image IOD.



A.1.2 Siemens Non-Image IOD - Module Table

IE	Module	Reference	Usage
Patient	Patient	[1] PS3.3 C.7.1.1	M
Study	General Study	[1] PS3.3 C.7.2.1	M
	Patient Study	[1] PS3.3 C.7.2.2	U
Series	General Series	[1] PS3.3 C.7.3.1	M
Equipment	General Equipment	[1] PS3.3 C.7.5.1	U
CSA	CSA Image Header	A.2.1	U
	CSA Series Header	A.2.2	U
	MEDCOM Header	A.2.3	U
	CSA Non-Image	A.1.3.1	M
	SOP Common	[1] PS3.3 C.12.1	M

A.1.3 Siemens Non-Image IOD - Modules

A.1.3.1 CSA Non-Image Module

The table in this section contains private IOD Attributes that describe CSA Non-Images.

Attribute Name	Tag	Owner	Type	Notes
Image Type	(0008,0008)	-	3	Image identification characteristics.
Acquisition Date	(0008,0022)	-	3	The date the acquisition of data that resulted in this data set started.
Acquisition Time	(0008,0032)	-	3	The time the acquisition of data that resulted in this data set started.
Conversion Type	(0008,0064)	-	3	Describes the kind of image conversion. Defined Terms: DV = Digitized Video, DI = Digital Interface, DF = Digitized Film, WSD = Workstation.
Referenced Image Sequence	(0008,1140)	-	3	A sequence which provides reference to a set of Image SOP Class/Instance identifying other images significantly related to this data set. Encoded as sequence of items: (0008,1150) and (0008,1155).
Derivation Description	(0008,2111)	-	3	A text description of how this data set was derived.
Source Image Sequence	(0008,2112)	-	3	A Sequence which identifies the set of Image SOP Class/Instance pairs of the Images which were used to derive this data set. Zero or more Items may be included in this Sequence. Encoded as sequence of items: (0008,1150) and (0008,1155).
Patient Position	(0018,5100)	-	3	Patient position descriptor relative to the equipment.
Acquisition Number	(0020,0012)	-	3	A number identifying the single continuous gathering of data over a period of time which resulted in this data set.
Image Number	(0020,0013)	-	3	A number that identifies this data set.
Frame of Reference UID	(0020,0052)	-	3	Uniquely identifies the frame of reference for a Series.
Image Comments	(0020,4000)	-	3	User-defined comments about the image.

Quality Control Image	(0028,0300)	-	3	Indicates whether or not this image is a quality control or phantom image. If this Attribute is absent, then the image may or may not be a quality control or phantom image. Enumerated Values: YES, NO.
Burned in Annotation	(0028,0301)	-	3	Indicates whether or not image contains sufficient burned in annotation to identify the patient and date the image was acquired. If this Attribute is absent, then the image may or may not contain burned in annotation. Enumerated Values: YES, NO.
Lossy Image Compression	(0028,2110)	-	3	Specifies whether an Image has undergone lossy compression. Enumerated Values: 00 = Image has NOT been subjected to lossy compression, 01 = Image has been subjected to lossy compression.
Lossy Image Compression Ratio	(0028,2112)	-	3	Describes the approximate lossy compression ratio(s) that have been applied to this image. May be multi valued if successive lossy compression steps have been applied.
CSA Data Type	(0029,xx08)	SIEMENS CSA NON-IMAGE	1	CSA Data identification characteristics. Defined Terms: BSR REPORT = Study Report Data 3D EDITOR 3D FLY PATH = Fly Through Data 3D FLY VRT = Fly Through Data 3D FUSION MATRIX = Fusion Data RAW DATA NUM 4 = NUMARIS/ Raw Data RAW DATA SOM 5 = SOMARIS/ Raw Data RT3D CONFIG = InSpaceIS Data SPEC NUM 4 = NUMARIS/4 Spectroscopy
CSA Data Version	(0029,xx09)	SIEMENS CSA NON-IMAGE	3	Version of CSA Data Info (0029,xx10) format and CSA Non-Image Data (7FE1,xx10) format.
CSA Data Info	(0029,xx10)	SIEMENS CSA NON-IMAGE	3	Information to describe the CSA Data (7FE1,xx10).
CSA Data	(7FE1,xx10)	SIEMENS CSA NON-IMAGE	2	Binary data as byte stream.

A.2 Siemens Standard Extended Modules

IE	Module	Reference	Usage	Note
Image	CSA Image Header	A.2.1	U	private GG information
	CSA Series Header	A.2.2	U	
	MEDCOM Header	A.2.3	U	private syngo information
	MEDCOM OOG	A.2.4	U	if object graphics is attached to image

A.2.1 CSA Image Header Module

The table in this section contains private IOD Attributes that describe the CSA Image Header:

Attribute Name	Tag	Owner	Type	Notes
CSA Image Header Type	(0029,xx08)	SIEMENS CSA HEADER	1	CSA Image Header identification characteristics. Defined Terms: NUM 4 = NUMARIS/4 SOM 5 = SOMARIS/5
CSA Image Header Version	(0029,xx09)	SIEMENS CSA HEADER	3	Version of CSA Image Header Info (0029,xx10) format.
CSA Image Header Info	(0029,xx10)	SIEMENS CSA HEADER	3	Manufacturer model dependent information.

A.2.2 CSA Series Header Module

The table in this section contains private IOD Attributes that describe the CSA Series Header:

Attribute Name	Tag	Owner	Type	Notes
CSA Series Header Type	(0029,xx18)	SIEMENS CSA HEADER	1	CSA Series Header identification characteristics. Defined Terms: NUM 4 = NUMARIS/4
CSA Series Header Version	(0029,xx19)	SIEMENS CSA HEADER	3	Version of CSA Series Header Info (0029,xx20) format.
CSA Series Header Info	(0029,xx20)	SIEMENS CSA HEADER	3	Manufacturer model dependent information.

A.2.3 MEDCOM Header Module

The table in this section contains private IOD Attributes that describe MEDCOM Header:

Attribute Name	Tag	Owner	Type	Notes
MedCom Header Type	(0029,xx08)	SIEMENS MEDCOM HEADER	1C	MedCom Header identification characteristics. Defined Terms: MEDCOM 1 (Required if MedCom Header Info (0029,xx10) present.)
MedCom Header Version	(0029,xx09)	SIEMENS MEDCOM HEADER	2C	Version of MedCom Header Info (0029,xx10) format. (Required if MEDCOM Header Info (0029,xx10) present.)
MedCom Header Info	(0029,xx10)	SIEMENS MEDCOM HEADER	3	Manufacturer model dependent information. The value of the attribute MedCom Header Info (0029,xx10) can be build up in each user defined format.
MedCom History Information	(0029,xx20)	SIEMENS MEDCOM HEADER	3	MedCom defined Patient Registration history information. See A.2.3.1.
PMTF Information 1	(0029,xx31)	SIEMENS MEDCOM HEADER	3	Transformation Information
PMTF Information 2	(0029,xx32)	SIEMENS MEDCOM HEADER	3	Transformation Information
PMTF Information 3	(0029,xx33)	SIEMENS MEDCOM HEADER	3	Transformation Information
PMTF Information 4	(0029,xx34)	SIEMENS MEDCOM HEADER	3	Transformation Information
PMTF Information 5	(0029,xx35)	SIEMENS MEDCOM HEADER	3	Transformation Information
Application Header Sequence	(0029,xx40)	SIEMENS MEDCOM HEADER	3	Sequence of Application Header items. Zero or more items are possible.
>Application Header Type	(0029,xx41)	SIEMENS MEDCOM HEADER	1C	Application Header identification characteristics. Required, if Sequence is sent.

>Application Header ID	(0029,xx42)	SIEMENS MEDCOM HEADER	3	Identification of an application header
>Application Header Version	(0029,xx43)	SIEMENS MEDCOM HEADER	3	Version of CSA Series Header Info (0029,xx44) format.
>Application Header Info	(0029,xx44)	SIEMENS MEDCOM HEADER	3	Application dependent information.
Workflow Control Flags	(0029,xx50)	SIEMENS MEDCOM HEADER	3	Eight free definable flags.
Archive Management Flag Keep Online	(0029,xx51)	SIEMENS MEDCOM HEADER	3	Flag to control remote archive management system to keep the image always online (also when already archived). Enumerated Values: 00 = remote control not required 01 = keep image online
Archive Management Flag Do Not Archive	(0029,xx52)	SIEMENS MEDCOM HEADER	3	Flag to control remote archive management system not to archive the related image. Enumerated Values: 00 = remote control not required 01 = don't archive image
Image Location Status	(0029,xx53)	SIEMENS MEDCOM HEADER	3	Image location status to control retrieving. Defined Terms: ONLINE = retrieving has to be done as usual, NEARLINE = move request to SCP and delay according to value of Estimated Retrieve Time (0029,xx54), OFFLINE = invoking a retrieve operation initiates an operator request, INVALID = invoking a retrieve operation would always result in an error.
Estimated Retrieve Time	(0029,xx54)	SIEMENS MEDCOM HEADER	3	Estimated retrieve time in seconds. A value less than zero (< 0) indicates location is OFFLINE or INVALID.
Data Size of Retrieved Images	(0029,xx55)	SIEMENS MEDCOM HEADER	3	Data size of images in MByte.
Siemens Link Sequence	(0029,xx70)	SIEMENS MEDCOM HEADER	3	Sequence of link items. Each item identify the location of one missing tag. One or more items can be included in this sequence.
Referenced Tag	(0029,xx71)	SIEMENS MEDCOM HEADER	1	The referenced tag. The value of this tag is in the Child Data Object (CDO). Currently it is always Pixel Data (7FE0,0010).
Referenced Tag Type	(0029,xx72)	SIEMENS MEDCOM HEADER	1	The Value Representation (type) of the missing tag (e.g. OW). Enumerated values are all DICOM defined Value Representations.
Referenced Value Length	(0029,xx73)	SIEMENS MEDCOM HEADER	1	The length of the referenced tag value in bytes.
Referenced Object Device Type	(0029,xx74)	SIEMENS MEDCOM HEADER	1	The Device Type that stores the Child Data Object (CDO) with the referenced tag value. Currently it should be "SHMEM". In future, "SDM", "LOID" or "FILE" are also imaginable. Defined Terms are SHMEM = Shared Memory SDM = Series Data Management LOID = Database FILE
Referenced Object Device Location	(0029,xx75)	SIEMENS MEDCOM HEADER	2	The Location of the device that stores the Child Data Object (CDO) with the referenced tag value. For the "SHMEM" case, it is the shared memory directory. Can be empty, then the default directory will be taken. In future, for "SDM" this will be the SDM_ID, for FILE it will be the directory name and for "LOID" it will be the database name.

Referenced Object ID	(0029,xx76)	SIEMENS MEDCOM HEADER	1	The ID of the object that contains the Child Data Object (CDO) with the referenced tag value. In case of "SHMEM" it is the shared memory ID. In future, for "SDM" this will be a Sirius OID, for "FILE" the file name, for "DB" the LOID.
Series Work Flow Status	(0029,xx60)	SIEMENS MEDCOM HEADER2	3	syngo Patient Browser specific flags used for clinical work: <ul style="list-style-type: none"> com = completed rea = read ver = verified

A.2.3.1 MEDCOM History Information

The value of the attribute MEDCOM History Information (0029,xx20) is defined in the following way:

Part	Name	Type	Bytes	Notes
header	Identifier	string	32	Always "CSA HISTORY"
	Version	string	32	e.g. "V1.10"
n Items	Class Name	string	64	
	Modification String	string	1024	

A.2.4 MEDCOM OOG Module

The table in this section contains private IOD Attributes that describe MEDCOM Object Oriented Graphics (OOG). This module is used whenever object graphics is drawn on the image and need to be stored as graphic object properties. Given the condition that the module contents was not removed by other modalities, the graphic objects remain re-animatable if such an image was transferred and is then retrieved back

Attribute Name	Tag	Owner	Type	Notes
MedCom OOG Type	(0029,xx08)	SIEMENS MEDCOM OOG	1	MEDCOM Object Oriented Graphics (OOG) identification characteristics. Defined Terms: MEDCOM OOG 1 MEDCOM OOG 2
MedCom OOG Version	(0029,xx09)	SIEMENS MEDCOM OOG	3	Version of MEDCOM OOG Info (0029,xx10) format.
MedCom OOG Info	(0029,xx10)	SIEMENS MEDCOM OOG	3	MEDCOM Object Oriented Graphics (OOG) data.

The graphics objects are also fully drawn in the Image Overlay Plane for compatibility with other products, which do not support the MedCom OOG module. Any system not supporting the MedCom OOG module shall remove the OOG module and it's contents when modifying the image overlay plane content.

A.2.5 Viewing Module

The table in this section contains private IOD Attributes that describe additional Attributes for advanced Angio Viewing features

Attribute Name	Tag	Owner	Type	Notes
Review Mode	(0019,xx00)	SIEMENS SMS-AX VIEW 1.0	3	Special Modes for Angio Review. Defined Terms are 1 = REV_MAXFILL, 2 = REV_LOOP, 3 = REV_SCROLL, 4 = REV_STEREO_LOOP
Anatomical Background	(0019,xx01)	SIEMENS SMS-AX	3	Percentage of Mix between

Percent		VIEW 1.0		Subtracted Image Result and Native Mask. Range is from 0 to 100.
Number of Phases	(0019,xx02)	SIEMENS SMS-AX VIEW 1.0	3	1-4 (1 or # of "Variable Frame Rate" acq phases)
Apply Anatomical Background	(0019,xx03)	SIEMENS SMS-AX VIEW 1.0	3	boolean
Pixel Shift Array	(0019,xx04)	SIEMENS SMS-AX VIEW 1.0	3	4 * Number of Frames (0028,0008)
Brightness	(0019,xx05)	SIEMENS SMS-AX VIEW 1.0	3	SUB windowing
Contrast	(0019,xx06)	SIEMENS SMS-AX VIEW 1.0	3	SUB windowing
Enabled Shutter	(0019,xx07)	SIEMENS SMS-AX VIEW 1.0	3	Visualize shutter
Native Edge Enhancement Percent Gain	(0019,xx08)	SIEMENS SMS-AX VIEW 1.0	3	Percent gain for native display of images.
Native Edge Enhancement LUT Index	(0019,xx09)	SIEMENS SMS-AX VIEW 1.0	3	
Native Edge Enhancement Kernel Size	(0019,xx0A)	SIEMENS SMS-AX VIEW 1.0	3	
Subtracted Edge Enhancement Percent Gain	(0019,xx0B)	SIEMENS SMS-AX VIEW 1.0	3	Percent gain for subtracted display of images.
Subtracted Edge Enhancement LUT Index	(0019,xx0C)	SIEMENS SMS-AX VIEW 1.0	3	
Subtracted Edge Enhancement Kernel Size	(0019,xx0D)	SIEMENS SMS-AX VIEW 1.0	3	
Fade Percent	(0019,xx0E)	SIEMENS SMS-AX VIEW 1.0	3	
Flipped before Laterality Applied	(0019,xx0F)	SIEMENS SMS-AX VIEW 1.0	3	
Apply Fade	(0019,xx10)	SIEMENS SMS-AX VIEW 1.0	3	

A.2.6 syngo Report Data

The module contains private IOD Attributes that describe *syngo* reports. This module is used when *syngo* report data are added to DICOM SR and DICOM SC objects.

Attribute Name	Tag	Owner	Type	Notes
<i>syngo</i> Report Type	(0029,xx08)	SIEMENS CSA REPORT	1	<i>syngo</i> report characteristics, e.g. report creating application. Defined Terms: CT_LUNGCARE MR_ARGUS This attribute value will be used to identify the corresponding application during generic extension dll management. A restricted character set is used: only A-Z and underscore are supported.
<i>syngo</i> Report Version	(0029,xx09)	SIEMENS CSA REPORT	3	Version of <i>syngo</i> Report Data (0029,xx10) format.
<i>syngo</i> Report Data	(0029,xx10)	SIEMENS CSA ENVELOPE	3	A representation of DICOM SR Attribute Content Sequence (0040,A730). This includes the document relationship and document content. This data will typically be represented using an XML encoding according to a Siemens private scheme.
<i>syngo</i> Report Presentation	(0029,xx11)	SIEMENS CSA ENVELOPE	3	A representation of the recommended presentation for the <i>syngo</i> Report Data (0029,xx10). This presentation will typically be encoded in XSLT.

SR Variant	(0029,xx15)	SIEMENS CSA REPORT		DICOM SR variant. Enumerated Values: 0 = Basic Text SR (1.2.840.10008.5.1.4.1.1.88.11) 1 = Enhanced SR (1.2.840.10008.5.1.4.1.1.88.22) 2 = Comprehensive SR (1.2.840.10008.5.1.4.1.1.88.33) 3 = Mammography CAD SR (1.2.840.10008.5.1.4.1.1.88.50) 4 = Key Object Selection Document (1.2.840.10008.5.1.4.1.1.88.59) 5 = 4 = Chest CAD SR (1.2.840.10008.5.1.4.1.1.88.65) 6 = X-Ray Radiation Dose SR (1.2.840.10008.5.1.4.1.1.88.67) 7 = Procedure Log (1.2.840.10008.5.1.4.1.1.88.40)
SC SOP Instance UID	(0029,xx17)	SIEMENS CSA REPORT	3	DICOM SOP Instance UID of syngo based SC Image representing the syngo report object. This UID will be used to identify the Resulting SC object after SR to SC conversion.

A.2.7 syngo Report Info

The module syngo Report Info contains all DICOM SR attributes except the Contents Sequence (0040,A730). This module is only used during SR to SC conversion.

A.3 Registry of DICOM Data Elements

Tag	Private Owner Code	Name	VR	VM
(0029,xx08)	SIEMENS CSA NON-IMAGE	CSA Data Type	CS	1
(0029,xx09)	SIEMENS CSA NON-IMAGE	CSA Data Version	LO	1
(0029,xx10)	SIEMENS CSA NON-IMAGE	CSA Data Info	OB	1
(0029,xx08)	SIEMENS CSA HEADER	CSA Image Header Type	CS	1
(0029,xx09)	SIEMENS CSA HEADER	CSA Image Header Version	LO	1
(0029,xx10)	SIEMENS CSA HEADER	CSA Image Header Info	OB	1
(0029,xx18)	SIEMENS CSA HEADER	CSA Series Header Type	CS	1
(0029,xx19)	SIEMENS CSA HEADER	CSA Series Header Version	LO	1
(0029,xx20)	SIEMENS CSA HEADER	CSA Series Header Info	OB	1
(0029,xx08)	SIEMENS CSA REPORT	syngo Report Type	CS	1
(0029,xx09)	SIEMENS CSA REPORT	syngo Report	LO	1
(0029,xx15)	SIEMENS CSA REPORT	SR Variant	US	1
(0029,xx17)	SIEMENS CSA REPORT	SC SOP Instance UID	UI	1
(0029,xx10)	SIEMENS CSA ENVELOPE	syngo Report Data	OB	1
(0029,xx11)	SIEMENS CSA ENVELOPE	syngo Report Presentation	OB	1
(0029,xx08)	SIEMENS MEDCOM HEADER	MedCom Header Type	CS	1
(0029,xx09)	SIEMENS MEDCOM HEADER	MedCom Header Version	LO	1
(0029,xx10)	SIEMENS MEDCOM HEADER	MedCom Header Info	OB	1
(0029,xx20)	SIEMENS MEDCOM HEADER	MedCom History Information	OB	1
(0029,xx31)	SIEMENS MEDCOM HEADER	PMTF Information 1	LO	1
(0029,xx32)	SIEMENS MEDCOM HEADER	PMTF Information 2	UL	1
(0029,xx33)	SIEMENS MEDCOM HEADER	PMTF Information 3	UL	1
(0029,xx34)	SIEMENS MEDCOM HEADER	PMTF Information 4	CS	1
(0029,xx35)	SIEMENS MEDCOM HEADER	PMTF Information 5	UL	1
(0029,xx40)	SIEMENS MEDCOM HEADER	Application Header Sequence	SQ	1

(0029,xx41)	SIEMENS MEDCOM HEADER	Application Header Type	CS	1
(0029,xx42)	SIEMENS MEDCOM HEADER	Application Header ID	LO	1
(0029,xx43)	SIEMENS MEDCOM HEADER	Application Header Version	LO	1
(0029,xx44)	SIEMENS MEDCOM HEADER	Application Header Info	OB	1
(0029,xx50)	SIEMENS MEDCOM HEADER	Workflow Control Flags	LO	8
(0029,xx51)	SIEMENS MEDCOM HEADER	Arch. Management Flag Keep Online	CS	1
(0029,xx52)	SIEMENS MEDCOM HEADER	Arch. Mgmt Flag Do Not Archive	CS	1
(0029,xx53)	SIEMENS MEDCOM HEADER	Image Location Status	CS	1
(0029,xx54)	SIEMENS MEDCOM HEADER	Estimated Retrieve Time	DS	1
(0029,xx55)	SIEMENS MEDCOM HEADER	Data Size of Retrieved Images	DS	1
(0029,xx70)	SIEMENS MEDCOM HEADER	Siemens Link Sequence	SQ	1
(0029,xx71)	SIEMENS MEDCOM HEADER	Referenced Tag	AT	1
(0029,xx72)	SIEMENS MEDCOM HEADER	Referenced Tag Type	CS	1
(0029,xx73)	SIEMENS MEDCOM HEADER	Referenced Value Length	UL	1
(0029,xx74)	SIEMENS MEDCOM HEADER	Referenced Object Device Type	CS	1
(0029,xx75)	SIEMENS MEDCOM HEADER	Referenced Object Device Location	OB	1
(0029,xx76)	SIEMENS MEDCOM HEADER	Referenced Object ID	OB	1
(0029,xx60)	SIEMENS MEDCOM HEADER2	Series Work Flow Status	LO	1
(0029,xx08)	SIEMENS MEDCOM OOG	MedCom OOG Type	CS	1
(0029,xx09)	SIEMENS MEDCOM OOG	MedCom OOG Version	LO	1
(0029,xx10)	SIEMENS MEDCOM OOG	MedCom OOG Info	OB	1
(7FE1,xx10)	SIEMENS CSA NON-IMAGE	CSA Data	OB	1

A.4 Standard Extensions of all SOP Classes

The following tables list the data dictionary of all DICOM IOD attributes where the DICOM standard definitions are extended:

Attribute Name	Tag	Private Creator	Type	Notes
Image Type	(0008,0008)	-	1	see A.4.1 additional Defined Terms: Defined Terms for value 3: OTHER Defined Terms for value 4: CSA 3D EDITOR CSA 3D FLY PATH CSA 3D FLY VRT CSA 3D FUSION CSA AVERAGE CSA BLACK IMAGE CSA RESAMPLED CSA MIP CSA MPR CSA MPR CURVED CSA MPR THICK CSA SSD CSA SUBTRACT CT_SOM4 * SHS *
Patient Position	(0018,5100)	-	2C	see A.4.2 additional Defined Terms for the Magnetom Open: HLS HLP FLS FLP HLDL HLDR FLDL FLDR

All SOP classes may contain additional type 3 attributes which DICOM standard defines in a different DICOM IOD or DICOM SOP class (attributes from Normalized SOP classes).

This is the case for example for

- Rescale Slope (0028,1053)
 - Rescale Intercept (0028,1052)
- which are also used in the MR IOD.

A.4.1 Image Type

The Image Type (0008,0008) attribute identifies important image identification characteristics. These characteristics are:

1. Pixel Data Characteristics:

- is the image an ORIGINAL Image; an image whose pixel values are based on original or source data, or
- is the image a DERIVED Image; an image whose pixel values have been derived in some manner from the pixel value of one or more other images.

2. Patient Examination Characteristics:

- is the image a PRIMARY Image; an image created as a direct result of the Patient examination, or
- is the image a SECONDARY Image; an image created after the initial Patient examination.

3. Modality Specific Characteristics (SOP Specific Characteristics).

4. Implementation specific identifiers; other implementation specific identifiers shall be documented in an implementation's conformance claim.

The Image Type attribute is multi-valued and shall be provided in the following manner:

- Value 1 shall identify the Pixel Data Characteristics; Enumerated Values for the Pixel Data Characteristics are:
 - ORIGINAL = identifies an Original Image
 - DERIVED = identifies a Derived Image
- Value 2 shall identify the Patient Examination Characteristics; Enumerated Values for the Patient Examination Characteristics are:
 - PRIMARY = identifies a Primary Image
 - SECONDARY = identifies a Secondary Image
- Value 3 shall identify any Image IOD specific specialization, the following terms are defined in addition to the DICOM standard definitions:
 - OTHER = is also used for converted non-Axial and non-Localizer CT images
 - MPR = for 3D MPR images
 - PROJECTION IMAGE = for 3D MIP and SSD images
- Value 4 which are implementation specific, the following terms are defined in addition to the DICOM standard definitions:
 - original syngo generated data set types:
 - CSA 3D EDITOR = object created by 3D Editor
 - CSA 3D FLY PATH = object created by Fly Through Path
 - CSA 3D FLY VRT = object created by Fly Through Volume Rendering Technique
 - CSA 3D FUSION = object created by Fusion
 - CSA AVERAGE = image was created by Average
 - CSA BLACK IMAGE = SC Image with black pixels, only graphics information is of interest
 - CSA RESAMPLED = derived image created by zooming or panning original image
 - CSA REPORT = syngo reporting (documentation of diagnosis)
 - CSA RESULT = syngo reporting (postprocessing results)
 - CSA MIP = image created by Maximum Intensity Projection
 - CSA MIP THIN = image created by Maximum Intensity Projection
 - CSA MPR = image created by Multi Planar Reconstruction
 - CSA MPR CURVED = image created by Multi Planar Reconstruction
 - CSA MPR THICK = image created by Multi Planar Reconstruction
 - CSA MPR THIN = image created by Multi Planar Reconstruction
 - CSA SSD = SC Image as Shaded Surface Display
 - CSA SUBTRACT = image was created by Subtraction
 - Converted images
 - CT_SOM4 NONE = converted SOMARIS image
 - CT_SOM4 CONV = converted SOMARIS Convolution Kernel file

CT_SOM4 DART = converted SOMARIS Dental Artificial image
 CT_SOM4 DEVA = converted SOMARIS Dental Evaluation image
 CT_SOM4 DGRA = converted SOMARIS Dental Graphics image
 CT_SOM4 DMEA = converted SOMARIS Dynamic Measurement image
 CT_SOM4 DPAN = converted SOMARIS Dental Panorama image
 CT_SOM4 DPAR = converted SOMARIS Dental Paraxial image
 CT_SOM4 EBT = converted SOMARIS Evolution image
 CT_SOM4 HIS = converted SOMARIS Histogram Graphics image
 CT_SOM4 HISC = converted SOMARIS Histogram Graphics image
 CT_SOM4 MUL = converted SOMARIS Multiscan image
 CT_SOM4 OEVA = converted SOMARIS Osteo Evaluation image
 CT_SOM4 OTOM = converted SOMARIS Osteo Tomogram image
 CT_SOM4 OTOP = converted SOMARIS Osteo Topogram image
 CT_SOM4 PLOT = converted SOMARIS Plot image
 CT_SOM4 QUAL = converted SOMARIS Quality image
 CT_SOM4 R2D = converted SOMARIS 2D Rebuild image
 CT_SOM4 R3D = converted SOMARIS 3D Rebuild image
 CT_SOM4 R3DE = converted SOMARIS 3D Rebuild image
 CT_SOM4 RMAX = converted SOMARIS Maximum Intensity Projection image
 CT_SOM4 RMIN = converted SOMARIS Minimum Intensity Projection image
 CT_SOM4 ROT = converted SOMARIS Rotation Mode image
 CT_SOM4 RRAD = converted SOMARIS Radiographic Projection image
 CT_SOM4 RVIT = converted SOMARIS Vessel Image Tool image
 CT_SOM4 RVRT = converted SOMARIS Volumetric Rendering image
 CT_SOM4 SAVE = converted SOMARIS Evolution Screen Save image
 CT_SOM4 SCAN = converted SOMARIS Standard Mode image
 CT_SOM4 SEQ = converted SOMARIS Sequence Mode image
 CT_SOM4 SER = converted SOMARIS Serial Mode image
 CT_SOM4 SIN = converted SOMARIS Sinogram image
 CT_SOM4 SINC = converted SOMARIS Sinogram image
 CT_SOM4 SPI = converted SOMARIS Spiral Mode image
 CT_SOM4 STA = converted SOMARIS Static Mode image
 CT_SOM4 TAB = converted SOMARIS Correction Table image
 CT_SOM4 TOP = converted SOMARIS Topogram image
 CT_SOM4 GTOP = converted SOMARIS Topo Graphics image
 CT_SOM4 PEVG = converted SOMARIS Pulmo Evaluation image
 CT_SOM4 PEVI = converted SOMARIS Pulmo Evaluation image
 CT_SOM4 PUL = converted SOMARIS Pulmo Respiration image
 CT_SOM4 PROT = converted SOMARIS Protocol image
 CT_SOM4 TEXT = converted SOMARIS Text image
 CT_SOM4 ICD = converted SOMARIS Interventional Cine image
 SHS DENT = converted MagicView Dental Tomogram image
 SHS DPAN = converted MagicView Dental Panorama image
 SHS DPAR = converted MagicView Dental Paraxial image
 SHS 3D_CURVED = converted MagicView image
 SHS 3D_MIP = converted MagicView Maximum Intensity Projection image
 SHS 3D_MPR = converted MagicView Multi Planar Reconstruction image
 SHS 3D_SSD = converted MagicView Shaded Surface Display image
 SHS 3D_VRT = converted MagicView Volumetric Rendering image

A.4.2 Patient Position

The Patient Position attribute (0018,5100) defines the patient position relative to the equipment.

The Defined Terms for this value were extended for the MAGNETOM OPEN product. Here the patient is not positioned HeadFirst/FeetFirst when facing the front of the imaging equipment but HeadLeft or FeetLeft.

the new values are:

- HLS (Head left - Supine)
- HLP (Head left - Prone)
- FLS (Feet left - Supine)
- FLP (Feet left - Prone)
- HLDL (Head left - Decubitus left)
- HLDR (Head left - Decubitus right)
- FLDL (Feet left - Decubitus left)
- FLDR (Feet left - Decubitus right)

A.5 CT Standard Extended SOP Class

The syngo MULTIMODALITY WORKPLACE Workstation will create 3D volume data-sets from InSpaceIS application package. Those will be encoded as CT Standard extended SOP Class. Please see the following table for complete overview of supplied Type 1/2/3 Standard and Private attributes:

Please refer to the DICOM Conformance Statement of Angiography to check the “overview of supplied attributes”

A.6 Private Non-Image SOP Class

The syngo MULTIMODALITY WORKPLACE will create numerical data that cannot be correlated to an individual image instance and therefore need to be stored in separate instance(s). This is necessary to correlate the information in the right level of the DICOM data model hierarchy. Since there is no fitting DICOM SOP Class definition, SIEMENS has created a private “Non-Image IOD” to contain numerical data heaps to be managed within a DICOM structure. Please see previous chapters of the Appendix for IOD definition and the following tables for detailed encoding of the different “Non-Image SOP Class Instances”.

A.6.1 InSpaceIS “Bookmark files”

“overview of supplied attributes – NON-image from InSpaceIS Bookmark file”

Attribute Name	Tag	Value
Specific Character Set	(0008,0005)	from Original
SOP Class UID	(0008,0016)	1.3.12.2.1107.5.9.1
SOP Instance UID	(0008,0018)	
Study Date	(0008,0020)	from Original
Series Date	(0008,0021)	<yyyymmdd>
Image Date	(0008,0023)	<yyyymmdd>
Study Time	(0008,0030)	from Original
Series Time	(0008,0031)	<hhmmss>
Image Time	(0008,0033)	<hhmmss>
Accession Number	(0008,0050)	from Original
Modality	(0008,0060)	CT
Manufacturer	(0008,0070)	from WS Configuration
Institution Name	(0008,0080)	from WS Configuration
Institution Address	(0008,0081)	from WS Configuration

Attribute Name	Tag	Value
Referring Physician's Name	(0008,0090)	from Original
Station Name	(0008,1010)	from WS Configuration
Study Description	(0008,1030)	from Original
Series Description	(0008,103E)	
Performing Physician's Name	(0008,1050)	input via "Correct"
Manufacturer's Model Name	(0008,1090)	from Original
Patient's Name	(0010,0010)	from Original
Patient ID	(0010,0020)	from Original
Patient's Birth Date	(0010,0030)	from Original
Patient's Sex	(0010,0040)	from Original
Patient's Age	(0010,1010)	from Original
Device Serial Number	(0018,1000)	from Original
Software Version	(0018,1020)	from Original + "\<WS version>"
Study Instance UID	(0020,000D)	from Original
Series Instance UID	(0020,000E)	
Study ID	(0020,0010)	from Original
Series Number	(0020,0011)	
Image Number	(0020,0013)	
Patient Comments	(0020,4000)	
<private data>	(0029,xxxx)	<see NON-Image definitions in this Annex>
Private Creator	(7FE1,0010)	SIEMENS CSA NON-IMAGE
Non-Image Data	(7FE1,1010)	<non-image type data>

A.7 DICOM Print SCU – detailed status displays

The following tables document the behavior of the syngo MULTIMODALITY WORKPLACE DICOM Print AE in response to messages received for the printer SOP class and the print job SOP class.

Definitions of camera symbols:

- Idle: Camera is installed and ready; idle icon is displayed.
- Interact: The user has to react in near future, but not immediately.
Example: A camera was low in 8x10 clear sheets: LOW 8x10 CLR was sent by n-event-report.
- Queue Stopped: The user has to react immediately. Either the camera needs immediate interaction or a job has been aborted.
Example: A camera is out of 8x10 clear sheets, or camera is down, or a film job is aborted.

Note: different camera symbols are displayed according to the Printer Status Info.

A.7.1 Common Status Information

"Common Status Info evaluation"

Printer Status Info/ Execution Status Info	Description	Message string visible in 'Status Bar'	Other action for UI/ 'camera symbol'
NORMAL	Camera is ready	Camera is ready	<None>/idle
BAD RECEIVE MGZ	There is a problem with the film receive magazine. Films from the printer cannot be transported into the magazine.	Problem with receive magazine.	<None>/interact
BAD SUPPLY MGZ	There is a problem with the film supply magazine. Films from this magazine	Problem with supply magazine.	<None>/interact

Printer Status Info/ Execution Status Info	Description	Message string visible in 'Status Bar'	Other action for UI/ 'camera symbol'
	cannot be transported into the printer.		
CALIBRATING	Printer is performing self calibration, it is expected to be available for normal operation shortly.	Self calibration. Please wait.	<None>/idle
CALIBRATION ERR	An error in the printer calibration has been detected, quality of processed films may not be optimal.	Problem in calibration. Film quality may not be optimal.	<None>/interact
CHECK CHEMISTRY	A problem with the processor chemicals has been detected, quality of processed films may not be optimal.	Problem with chemistry. Film quality may not be optimal.	<None>/interact
CHECK SORTER	There is an error in the film sorter	Error in film sorter.	<None>/interact
CHEMICALS EMPTY	There are no processing chemicals in the processor, films will not be printed and processed until the processor is back to normal.	Camera chemistry empty. Please check.	<None>/interact
CHEMICALS LOW	The chemical level in the processor is low, if not corrected, it will probably shut down soon.	Camera chemistry low. Please check.	<None>/interact
COVER OPEN	One or more printer or processor covers, drawers, doors are open.	Camera cover, drawer or door open.	<None>/interact
ELEC CONFIG ERR	Printer configured improperly for this job.	Camera configured improperly for this job. Queue stopped.	Queue for this camera will be STOPPED/ Queue stopped
ELEC DOWN	Printer is not operating due to some unspecified electrical hardware problem.	Camera electrical hardware Problem.	<None>/interact
ELEC SW ERROR	Printer not operating for some unspecified software error.	Camera software problem. Queue stopped.	Queue for this camera will be STOPPED/ Queue stopped
EMPTY 8X10	The 8x10 inch film supply magazine is empty.	8x10 film supply empty.	<None>/interact
EMPTY 8X10 BLUE	The 8x10 inch blue film supply magazine is empty.	8x10 blue film supply empty.	<None>/interact
EMPTY 8X10 CLR	The 8x10 inch clear film supply magazine is empty.	8x10 clear film supply empty.	<None>/interact
EMPTY 8X10 PAPER	The 8x10 inch paper supply magazine is empty.	8x10 paper supply empty.	<None>/interact
EMPTY 10X12	The 10x12 inch film supply magazine is empty.	10x12 film supply empty.	<None>/interact
EMPTY 10X12 BLUE	The 10x12 inch blue film supply magazine is empty.	10x12 blue film supply empty.	<None>/interact
EMPTY 10X12 CLR	The 10x12 inch clear film supply magazine is empty.	10x12 clear film supply empty.	<None>/interact
EMPTY 10X12 PAPER	The 10x12 inch paper supply magazine is empty.	10x12 paper supply empty.	<None>/interact
EMPTY 10X14	The 10x14 inch film supply magazine is empty.	10x14 film supply empty.	<None>/interact
EMPTY 10X14 BLUE	The 10x14 inch blue film supply magazine is empty.	10x14 blue film supply empty.	<None>/interact
EMPTY 10X14 CLR	The 10x14 inch clear film supply magazine is empty.	10x14 clear film supply empty.	<None>/interact
EMPTY 10X14 PAPER	The 10x14 inch paper supply magazine is empty.	10x14 paper supply empty.	<None>/interact
EMPTY 11X14	The 11x14 inch film supply magazine is empty.	11x14 film supply empty.	<None>/interact
EMPTY 11X14 BLUE	The 11x14 inch blue film supply magazine is empty.	11x14 blue film supply empty.	<None>/interact
EMPTY 11X14 CLR	The 11x14 inch clear film supply magazine is empty.	11x14 clear film supply empty.	<None>/interact
EMPTY 11X14 PAPER	The 11x14 inch paper supply magazine is empty.	11x14 paper supply empty.	<None>/interact
EMPTY 14X14	The 14x14 inch film supply magazine is empty.	14x14 film supply empty.	<None>/interact
EMPTY 14X14 BLUE	The 14x14 inch blue film supply magazine is empty.	14x14 blue film supply empty.	<None>/interact

Printer Status Info/ Execution Status Info	Description	Message string visible in 'Status Bar'	Other action for UI/ 'camera symbol'
EMPTY 14X14 CLR	The 14x14 inch clear film supply magazine is empty.	14x14 clear film supply empty.	<None>/interact
EMPTY 14X14 PAPR	The 14x14 inch paper supply magazine is empty.	14x14 paper supply empty.	<None>/interact
EMPTY 14X17	The 14x17 inch film supply magazine is empty.	14x17 film supply empty.	<None>/interact
EMPTY 14X17 BLUE	The 14x17 inch blue film supply magazine is empty.	14x17 blue film supply empty.	<None>/interact
EMPTY 14X17 CLR	The 14x17 inch clear film supply magazine is empty.	14x17 clear film supply empty.	<None>/interact
EMPTY 14X17 PAPR	The 14x17 inch paper supply magazine is empty.	14x17 paper supply empty.	<None>/interact
EMPTY 24X24	The 24x24 inch film supply magazine is empty.	24x24 film supply empty.	<None>/interact
EMPTY 24X24 BLUE	The 24x24 inch blue film supply magazine is empty.	24x24 blue film supply empty.	<None>/interact
EMPTY 24X24 CLR	The 24x24 inch clear film supply magazine is empty.	24x24 clear film supply empty.	<None>/interact
EMPTY 24X24 PAPR	The 24x24 inch paper supply magazine is empty.	24x24 paper supply empty.	<None>/interact
EMPTY 24X30	The 24x30 inch film supply magazine is empty.	24x30 film supply empty.	<None>/interact
EMPTY 24X30 BLUE	The 24x30 inch blue film supply magazine is empty.	24x30 blue film supply empty.	<None>/interact
EMPTY 24X30 CLR	The 24x30 inch clear film supply magazine is empty.	24x30 clear film supply empty.	<None>/interact
EMPTY 24X30 PAPR	The 24x30 inch paper supply magazine is empty.	24x30 paper supply empty.	<None>/interact
EMPTY A4 PAPR	The A4 paper supply magazine is empty.	A4 paper supply empty.	<None>/interact
EMPTY A4 TRANS	The A4 transparency supply magazine is empty.	A4 transparency supply empty.	<None>/interact
EXPOSURE FAILURE	The exposure device has failed due to some unspecified reason.	Exposure device has failed.	<None>/interact
FILM JAM	A film transport error has occurred and a film is jammed in the printer or processor.	Film jam.	<None>/interact
FILM TRANSP ERR	There is a malfunction with the film transport, there may or may not be a film jam.	Film transport problem.	<None>/interact
FINISHER EMPTY	The finisher is empty.	Finisher is empty.	<None>/interact
FINISHER ERROR	The finisher is not operating due to some unspecified reason.	Finisher problem.	<None>/interact
FINISHER LOW	The finisher is low on supplies.	Finisher low.	<None>/interact
LOW 8X10	The 8x10 inch film supply magazine is low.	8x10 film supply low.	<None>/interact
LOW 8X10 BLUE	The 8x10 inch blue film supply magazine is low.	8x10 blue film supply low.	<None>/interact
LOW 8X10 CLR	The 8x10 inch clear film supply magazine is low.	8x10 clear film supply low.	<None>/interact
LOW 8X10 PAPR	The 8x10 inch paper supply magazine is low.	8x10 paper supply low.	<None>/interact
LOW 10X12	The 10x12 inch film supply magazine is low.	10x12 film supply low.	<None>/interact
LOW 10X12 BLUE	The 10x12 inch blue film supply magazine is low.	10x12 blue film supply low.	<None>/interact
LOW 10X12 CLR	The 10x12 inch clear film supply magazine is low.	10x12 clear film supply low.	<None>/interact
LOW 10X12 PAPR	The 10x12 inch paper supply magazine is low.	10x12 paper supply low.	<None>/interact
LOW 10X14	The 10x14 inch film supply magazine is low.	10x14 film supply low.	<None>/interact
LOW 10X14 BLUE	The 10x14 inch blue film supply magazine is low.	10x14 blue film supply low.	<None>/interact
LOW 10X14 CLR	The 10x14 inch clear film supply magazine is low.	10x14 clear film supply low.	<None>/interact
LOW 10X14 PAPR	The 10x14 inch paper supply magazine is low.	10x14 paper supply low.	<None>/interact
LOW 11X14	The 11x14 inch film supply magazine is	11x14 film supply low.	<None>/interact

Printer Status Info/ Execution Status Info	Description	Message string visible in 'Status Bar'	Other action for UI/ 'camera symbol'
	low.		
LOW 11X14 BLUE	The 11x14 inch blue film supply magazine is low.	11x14 blue film supply low.	<None>/interact
LOW 11X14 CLR	The 11x14 inch clear film supply magazine is low.	11x14 clear film supply low.	<None>/interact
LOW 11X14 PAPR	The 11x14 inch paper supply magazine is low.	11x14 paper supply low.	<None>/interact
LOW 14X14	The 14x14 inch film supply magazine is low.	14x14 film supply low.	<None>/interact
LOW 14X14 BLUE	The 14x14 inch blue film supply magazine is low.	14x14 blue film supply low.	<None>/interact
LOW 14X14 CLR	The 14x14 inch clear film supply magazine is low.	14x14 clear film supply low.	<None>/interact
LOW 14X14 PAPR	The 14x14 inch paper supply magazine is low.	14x14 paper supply low.	<None>/interact
LOW 14X17	The 14x17 inch film supply magazine is low.	14x17 film supply low.	<None>/interact
LOW 14X17 BLUE	The 14x17 inch blue film supply magazine is low.	14x17 blue film supply low.	<None>/interact
LOW 14X17 CLR	The 14x17 inch clear film supply magazine is low.	14x17 clear film supply low.	<None>/interact
LOW 14X17 PAPR	The 14x17 inch paper supply magazine is low.	14x17 paper supply low.	<None>/interact
LOW 24X24	The 24x24 inch film supply magazine is low.	24x24 film supply low.	<None>/interact
LOW 24X24 BLUE	The 24x24 inch blue film supply magazine is low.	24x24 blue film supply low.	<None>/interact
LOW 24X24 CLR	The 24x24 inch clear film supply magazine is low.	24x24 clear film supply low.	<None>/interact
LOW 24X24 PAPR	The 24x24 inch paper supply magazine is low.	24x24 paper supply low.	<None>/interact
LOW 24X30	The 24x30 inch film supply magazine is low.	24x30 film supply low.	<None>/interact
LOW 24X30 BLUE	The 24x30 inch blue film supply magazine is low.	24x30 blue film supply low.	<None>/interact
LOW 24X30 CLR	The 24x30 inch clear film supply magazine is low.	24x30 clear film supply low.	<None>/interact
LOW 24X30 PAPR	The 24x30 inch paper supply magazine is low.	24x30 paper supply low.	<None>/interact
LOW A4 PAPR	The A4 paper supply magazine is low.	A4 paper supply low.	<None>/interact
LOW A4 TRANS	The A4 transparency supply magazine is low.	A4 transparency supply low.	<None>/interact
NO RECEIVE MGZ	The film receive magazine is not available.	Film receiver not available.	<None>/interact
NO RIBBON	The ribbon cartridge needs to be replaced.	Replace ribbon cartridge.	<None>/interact
NO SUPPLY MGZ	The film supply magazine is not available.	Film supply not available.	<None>/interact
CHECK PRINTER	The printer is not ready at this time, operator intervention is required to make the printer available.	Check camera.	<None>/interact
CHECK PROC	The processor is not ready at this time, operator intervention is required to make the printer available.	Check processor.	<None>/interact
PRINTER DOWN	The printer is not operating due to some unspecified reason.	Camera down.	<None>/interact
PRINTER INIT	The printer is not ready at this time, it is expected to become available without intervention. For example, it may be in a normal warm-up state.	Camera initializing.	<None>/Idle
PRINTER OFFLINE	The printer has been disabled by an operator or service person.	Camera off-line.	<None>/interact
PROC DOWN	The processor is not operating due to some unspecified reason.	Processor down.	<None>/interact
PROC INIT	The processor is not ready at this time, it is expected to become available without intervention. For example, it	Processor initializing.	<None>/Idle

Printer Status Info/ Execution Status Info	Description	Message string visible in 'Status Bar'	Other action for UI/ 'camera symbol'
	may be in a normal warm-up state.		
PROC OVERFLOW FL	Processor chemicals are approaching the overflow full mark.	Processor chemicals near overflow.	<None>/interact
PROC OVERFLOW HI	Processor chemicals have reached the overflow full mark.	Processor chemicals overflow.	<None>/interact
QUEUED	Print job in Queue	--	<None>/Idle
RECEIVER FULL	The film receive magazine is full.	Receiver full.	<None>/interact
REQ MED NOT INST	The requested film, paper, or other media supply magazine is installed in the printer, but may be available with operator intervention.	Install media supply.	<None>/interact
REQ MED NOT AVAI	The requested film, paper, or other media requested is not available on this printer.	Media supply not available on this camera. Queue stopped. Change camera.	Queue for this camera will be STOPPED/ Queue stopped
RIBBON ERROR	There is an unspecified problem with the print ribbon.	Error with print ribbon.	<None>/interact
SUPPLY EMPTY	The printer is out of film.	Camera out of film.	<None>/interact
SUPPLY LOW	The film supply is low.	Film supply low.	<None>/interact
UNKNOWN	There is an unspecified problem.	Unspecified problem with camera.	<None>/interact

A.7.2 Additional Status Information – AGFA printers

“Additional Agfa printer Status Info evaluation”

Printer Status Info/ Execution Status Info	Description	Message string visible in 'Status Bar'	Other action for UI/ 'camera symbol'
WARMING UP	Printer is in the warm-up stage. Spooling of print jobs to disk is still possible.	Camera is warming up.	<None>/idle
OFFLINE	OFFLINE Printer is switched off-line. Spooling of print jobs to disk is still possible.	Camera is switched off-line.	<None>/interact
NONE	General printer warning, no specific information is available. Spooling of print jobs to disk is still possible.	--	<None>/idle

A.7.3 Additional Status Information – Kodak PACS Link (formerly Imation)

“Additional Kodak PACS Link (Imation) printer Status Info evaluation”

Printer Status Info/ Execution Status Info	Description	Message string visible in 'Status Bar'	Other action for UI/ 'camera symbol'
SUPPLY MGZ ERR	The supply magazine has an error.	Film supply has an error.	<None>/interact

A.7.4 Additional Status Information – Kodak 1901

“Additional Kodak 190 printer Status Info evaluation”

Printer Status Info/ Execution Status Info	Description	Message string visible in 'Status Bar'	Other action for UI/ 'camera symbol'
PRINTER STOPPED	The printer has stopped.	Camera has stopped.	<None>/interact
FATAL ERROR	Fatal Error.	Fatal Error. Queue stopped.	Queue for this camera will be STOPPED/ Queue stopped

A.7.5 Additional Status Information – Kodak 2180/1120*“Additional Kodak 2180/1120 printer Status Info evaluation”*

Printer Status Info/ Execution Status Info	Description	Message string visible in 'Status Bar'	Other action for UI/ 'camera symbol'
PRINTER NOT RDY	Printer not ready.	Camera not ready.	<None>/interact
CHECK PROCESSOR	Check processor.	Check processor.	<None>/interact
NO TONER	No toner.	No toner.	<None>/interact
FATAL	Fatal Error.	Fatal Error. Queue stopped.	Queue for this camera will be STOPPED/ Queue stopped

A.7.6 Additional Status Information – Codonics*“Additional Codonics printer Status Info evaluation”*

Printer Status Info/ Execution Status Info	Description	Message string visible in 'Status Bar'	Other action for UI/ 'camera symbol'
STANDARD	Printer is ready.	Camera is ready.	<None>/Normal
LOAD A-SIZE	Load A-Size media.	Load A-Size media.	<None>/interact
LOAD A-DVPAPER	Load A-Size black and white paper.	Load A-Size black and white paper.	<None>/interact
LOAD A-CVPAPER	Load A-Size color paper.	Load A-Size color paper.	<None>/interact
LOAD A-CVTRANS	Load A-Size transparencies.	Load A-Size transparencies.	<None>/interact
LOAD A4-SIZE	Load A4-Size media.	Load A4-Size media.	<None>/interact
LOAD A4-DVPAPER	Load A4-Size black and white paper.	Load A4-Size black and white paper.	<None>/interact
LOAD A4-CVPAPER	Load A4-Size color paper.	Load A4-Size color paper.	<None>/interact
LOAD A4-CVTRANS	Load A4-Size transparencies.	Load A4-Size transparencies.	<None>/interact
LOAD LA-SIZE	Load LA-Size media.	Load LA-Size media.	<None>/interact
LOAD LA-DVPAPER	Load LA-Size black and white paper.	Load LA-Size black and white paper.	<None>/interact
LOAD LA-CVPAPER	Load LA-Size color paper.	Load LA-Size color paper.	<None>/interact
LOAD LA-CVTRANS	Load LA-Size transparencies.	Load LA-Size transparencies.	<None>/interact
LOAD LA4-SIZE	Load LA4-Size media.	Load LA4-Size media.	<None>/interact
LOAD LA4-DVPAPER	Load LA4-Size black and white paper.	Load LA4-Size black and white paper.	<None>/interact
LOAD LA4-CVPAPER	Load LA4-Size color paper.	Load LA4-Size color paper.	<None>/interact
LOAD LA4-CVTRANS	Load LA4-Size transparencies.	Load LA4-Size transparencies.	<None>/interact
LOAD XLA-SIZE	Load XLA-Size media.	Load XLA-Size media.	<None>/interact
LOAD XLA-DVPAPER	Load XLA-Size black and white paper.	Load XLA-Size black and white paper.	<None>/interact
LOAD XLA-CVPAPER	Load XLA-Size color paper.	Load XLA-Size color paper.	<None>/interact
LOAD XLA-CVTRANS	Load XLA-Size transparencies.	Load XLA-Size transparencies.	<None>/interact
LOAD XLA4-SIZE	Load XLA4-Size media.	Load XLA4-Size media.	<None>/interact
LOAD XLA4-DVPAPER	Load XLA4-Size black and white paper.	Load XLA4-Size black and white paper.	<None>/interact
LOAD XLA4-CVPAPER	Load XLA4-Size color paper.	Load XLA4-Size color paper.	<None>/interact
LOAD XLA4-CVTRANS	Load XLA4-Size transparencies.	Load XLA4-Size transparencies.	<None>/interact

Printer Status Info/ Execution Status Info	Description	Message string visible in 'Status Bar'	Other action for UI/ 'camera symbol'
LOAD XLW-SIZE	Load XLW-Size media.	Load XLW-Size media.	<None>/interact
LOAD XLW-DVPAPER	Load XLW-Size black and white paper.	Load XLW-Size black and white paper.	<None>/interact
LOAD XLW-CVPAPER	Load XLW-Size color paper.	Load XLW-Size color paper.	<None>/interact
LOAD 8X10-SIZE	Load 8x10 media.	Load 8x10 media.	<None>/interact
LOAD 8X10-DVFILM	Load XLW-Size black and white film.	Load XLW-Size black and white film.	<None>/interact
SUPPLY MISSING	The film supply magazine specified for this job is not available.	Film supply not available.	<None>/interact
RIBBON MISSING	Ribbon is missing.	Ribbon is missing.	<None>/interact
RIBBON EMPTY	Ribbon is empty.	Ribbon is empty.	<None>/interact
TOP COVER OPEN	Top cover of printer is open.	Top cover of camera is open.	<None>/interact

A.7.7 Additional DICOM Execution Status Information

"Additional DICOM Execution Status Info evaluation"

Printer Status Info/ Execution Status Info	Description	Message string visible in 'Status Bar'	Other action for UI/ 'camera symbol'
INVALID PAGE DES	The specified page layout cannot be printed or other page description errors have been detected.	Film Job cannot be printed on this camera. Queue stopped. Please redirect film job.	Queue for this camera will be STOPPED/ Queue stopped
INSUFFICIENT MEMORY	There is not enough memory available to complete this job.	Not enough memory available in camera. Queue stopped. Please continue queue or change camera.	Queue for this camera will be STOPPED/ Queue stopped
NONE	General printer warning, no specific information is available. Spooling of print jobs to disk is still possible.	--	<None>/Idle

Printer Status Info and Execution Status Info are defined terms and can therefore be extended or reduced by camera manufacturers. Therefore syngo shall be flexible.

If any other printer status info or execution status info is received, syngo will react as shown in the following table:

Printer Status / Execution	Printer / Execution Status Info	Description	Message string visible in the HCD status bar	Other action for syngo / camera symbol
WARNING	<any other>	<not defined status info>	Camera info: <status info>	<None>/Interact
FAILURE	<any other>	<not defined status info>	Camera info: <status info> Queue stopped.	Queue for this camera will be STOPPED/ Queue stopped

A.7.8 Additional DICOM Execution Status Information for TrueD

"3D Application Data" Function: This function is a CSA SERIES object. It is used for storing the "TRUED Registration" matrices and "TRUED Voi" in the form of CSA NON IMAGE objects.

"3D Application Data" Function

Attribute Name	Tag	Private Creator	Type	Notes
Series Description	(0008,103E)	-	3	Value will be "3D Application Data"

Modality	(0008,0060)	-	1	Value will be "OT"
Specific character set	(0008, 0005)	-	1C	Value "ISO_IR 100"

Non-Image IOD for "TrueD Registration" function:

Attribute Name	Tag	Private Creator	Type	Notes
Non-Image Data Version	(0029,xx09)	SIEMENS CSA NONIMAGE	3	Syngo Version
Non-Image Image Type	(0008,0008)	-	3	Multiple values are set: DERIVED, SECONDARY, OTHER, CSA 3D FUSION. CSA 3D FUSION attribute identifies it as a registration matrix.
Non-Image Data Type	(0029,xx08)	SIEMENS CSA NONIMAGE	1	Value for registration matrix will be "3D FUSION MATRIX"
Non-Image Derivation description	(0008,2111)	-	3	Referred as Matrix name
Non-Image Specific Character set	(0008, 0005)	-	1C	ISO_IR 100

Non-Image IOD for TrueD VOIs:

Attribute Name	Tag	Private Creator	Type	Notes
Non-Image Data Version	(0029,xx09)	SIEMENS CSA NONIMAGE	3	Syngo Version
Non-Image Image Type	(0008,0008)	-	3	Multiple values are set: DERIVED, SECONDARY, OTHER, CAD4D_COMMON_VOI_EXT. CAD4D_COMMON_VOI_EXT attribute identifies it as TrueD VOI. This object contains a CSA BLOB containing the information required by TrueD for Loading VOIs as a part of a report.
Non-Image Data Type	(0029,xx08)	SIEMENS CSA NONIMAGE	1	Value for identifying that TrueD VOI are stored will be "3D EDITOR"

“TrueD Save” Module

TrueD Save function saves one or more images as DICOM SC images. This will be a CSA SERIES object. Fused Images will be saved in an object with description containing <ALPHA collection> similarly the Filter will be highlighted in the description of other images saved using MPR COLLECTION.

TrueD Save Image function

Attribute Name	Tag	Type	Notes
Patient Position	(0018,5100)	3	<as original>
Modality	(0008,0060)	1	<as original>/SC DICOM image or DICOM SC image depending upon the filter.
Body part Examined	(0018,0015)	3	<as original>
Series Description	(0008,103E)	3	Value will be of the format“<<filter> Collection>” If series contains fused images then value will be “<ALPHA Collection>”
Series Date	(0008, 0021)	3	System Date when saved.
Specific character set	(0008, 0005)	3	<as original>
Protocol Name	(0018,1030)	-	<as original>
Study	(0020,0010)		<as original>
	0008,0030	1	<as original>

CSA IMAGE IOD for “TrueD Save”:

Attribute Name	Tag	Type	Notes
Derivation Description	(0008,2111)	3	MEDCOM RESAMPLED
Image Type	(0008,0008)	1	Multiple values are set: 1. DERIVED 2. SECONDARY 3. OTHER 4. <filter type> Eg. CSA MPR, CSA FUSED MPR 5. 6. CSAPARALLEL 7. <orientation> Eg. AXIAL 8. CT_SOM5 SPI
Patient Orientation	(0020,0020)	-	In case of Fused MPRs this value will be a set one or two L,R,A,P,H,F depending on the orientation.
Acquisition date	(0008,0022)	3	<as original>
Acquisition Time	(0008,0032)	3	<as original>
Image Comments	(0020,4000)	3	<as original>
Image Date	(0008,0023)	3	System date during creation
Image Time	(0008,0033)	3	System time during creation

--	--	--	--

TRUED REPORTS Module: This module is a CSA SERIES of SR Modality. It contains Trued Reports in form of CSA SR IODs.

“TRUED Reports” Function:

Attribute Name	Tag	Type	Value
Modality	(0008,0060)	1	SR
Series Description	(0008,103E)	3	“TRUED Reports”
Series Date	(0008, 0021)	3	System Date when saved.
Specific character set	(0008, 0005)	3	ISO 2022 IR 100
Protocol Name	(0018,1030)	-	SR_REP

The CSA SR IOD for the individual reports is detailed in the table below.

Attribute Name	Tag	Type	Value
SR Verification Flag	(0040,A493)	-	VERIFIED
Syngo report type	(0029,xx08)	1	REPORT_TEMPLATE
SR Image Type	(0008, 0008)	-	CSA_REPORT
Completion flag	0040,A491	-	COMPLETE

TRUED SaveScreens

Attribute Name	Tag	Type	Notes
Modality	(0008,0060)	1	SCImage
Series Description	(0008,103E)	3	TRUED Save Screens

CsaScEquipment Module IOD

Attribute Name	Tag	Type	Notes
Conversion Type	(0008,0064)	3	WSD

CSA IMAGE IOD for saved screens

Attribute Name	Tag	Type	Notes
Uid	(0008,0018)	1	System date during creation
Image Number	(0020,0013)	3	System time during creation

TRUED Ranges function:

Attribute Name	Tag	Type	Notes
Protocol Name			<as original>
Modality	(0008,0060)	1	<as original>
Body part Examined			<as original>
Series Description	(0008,103E)	3	Value will be of the format“<original>-<Orientation>-<MPR Range>
Series Date	(0008, 0021)	1	System Date when created.

CSA IMAGE IOD for saved range images.

Attribute Name	Tag	Type	Notes
Derivation Description	(0008,2111)	1	MEDCOM RESAMPLED
Image Type	(0008,0008)	1	Multiple values are set: 1. DERIVED 2. SECONDARY 3. OTHER 4. <filter type> Eg. CSA MPR, CSA FUSED

			MPR 5. CSAPARALLEL 6. <orientation> Eg. AXIAL 7. CT_SOM5 SPI
Acquisition date	(0008,0022)	3	<as original>
Acquisition Time	(0008,0032)	3	<as original>
Image Comments	(0020,4000)	3	<as original>
Image Date	(0008,0023)	3	System date during creation
Image Time	(0008,0033)	3	System time during creation

Dicom-Meta-Information-Header For Ranges

Attribute Name	Tag	Type	Notes
MetaElementGroupLength	(0002,0000)	1	<as original>
FileMetaInformationVersion	(0002,0001)	1	<as original>
MediaStorageSOPClassUID	(0002,0002)	1	<as original>
MediaStorageSOPInstanceUID	(0002,0003)	1	<as original>
TransferSyntaxUID	(0002,00010)	1	1.2.840.10008.1.2.1
ImplementationClassUID	(0002,00012)	1	<as original>
ImplementationVersionName	(0002,00013)	1	<as original>

Dicom-Data-Set For Ranges

Attribute Name	Tag	Type	Notes
SpecificCharacterSet	(0008,0005)	1	ISO 2022 IR 100
ImageType	(0008,0008)	8	CSA REPORT
SOPClassUID	(0008,0016)	1	<as original>
SOPInstanceUID	(0008,0018)	1	<as original>
StudyDate	(0008,0020)	1	<as original>
SeriesDate	(0008,0021)	1	<as original>
AcquisitionDate	(0008,0022)	1	<as original>
ContentDate	(0008,0023)	1	The date the document content creation started.
StudyTime	(0008,0030)	1	<as original>
SeriesTime	(0008,0031)	1	<as original>
AcquisitionTime	(0008,0032)	1	<as original>
ContentTime	(0008,0033)	1	The time the document content creation started.
AccessionNumber	(0008,0050)	0	<as original>
Modality	(0008,0060)	1	SR
Manufacturer	(0008,0070)	1	<as original>
ReferringPhysiciansName	(0008,0090)	0	<as original>
ManufacturersModelName	(0008,1090)	1	<as original>
ReferencedImageSequence	(0008,1140)	1	<as original>
ReferencedSOPClassUID	(0008,1150)	1	<as original>

ReferencedSOPInstanceUID	(0008,1155)	1	<as original>
DerivationDescription	(0008,2111)	1	<as original>
PatientsName	(0010,0010)	1	<as original>
PatientID	(0010,0020)	1	<as original>
PatientsBirthDate	(0010,0030)	0	<as original>
PatientsSex	(0010,0040)	1	<as original>
ContrastAllergies	(0010,2110)	1	<as original>
PregnancyStatus	(0010,21c0)	1	<as original>
BodyPartExamined	(0018,0015)	1	<as original>
SliceThickness	(0018,0050)	1	<as original>
KVP	(0018,0060)	1	<as original>
SoftwareVersions	(0018,1020)	1	<as original>
DistanceSourceToDetector	(0018,1110)	1	<as original>
DistanceSourceToPatient	(0018,1111)	1	<as original>
GantryDetectorTilt	(0018,1120)	1	<as original>
TableHeight	(0018,1130)	1	<as original>
RotationDirection	(0018,1140)	1	<as original>
FilterType	(0018,1160)	1	<as original>
GeneratorPower	(0018,1170)	1	<as original>
FocalSpots	(0018,1190)	1	<as original>
DateOfLastCalibration	(0018,1200)	1	<as original>
TimeOfLastCalibration	(0018,1201)	1	<as original>
ConvolutionKernel	(0018,1210)	1	<as original>
PatientPosition	(0018,5100)	1	<as original>
StudyInstanceUID	(0020,000d)	1	<as original>
SeriesInstanceUID	(0020,000e)	1	<as original>
SeriesNumber	(0020,0011)	1	<as original>
AcquisitionNumber	(0020,0012)	1	<as original>
InstanceNumber	(0020,0013)	1	<as original>
ImagePositionPatient	(0020,0032)	3	<as original>
ImageOrientationPatient	(0020,0037)	6	<as original>
FrameOfReferenceUID	(0020,0052)	1	<as original>
PositionReferenceIndicator	(0020,1040)	0	<as original>

SamplesPerPixel	(0028,0002)	1	<as original>
PhotometricInterpretation	(0028,0004)	1	<as original>
Rows	(0028,0010)	1	<as original>
Columns	(0028,0011)	1	<as original>
PixelSpacing	(0028,0030)	2	<as original>
BitsAllocated	(0028,0100)	1	<as original>
BitsStored	(0028,0101)	1	<as original>
HighBit	(0028,0102)	1	<as original>
PixelRepresentation	(0028,0103)	1	<as original>
WindowCenter	(0028,1050)	2	<as original>
WindowWidth	(0028,1051)	2	<as original>
RescaleIntercept	(0028,1052)	1	<as original>
RescaleSlope	(0028,1053)	1	<as original>
WindowCenterWidthExplanation	(0028,1055)	2	<as original>
PrivateCreator	(0029,0010)	1	<as original>
PrivateCreator	(0029,0011)	1	<as original>
PrivateCreator	(0029,0012)	1	<as original>
syngoPMTFInformation1	(0029,1031)	1	<as original>
syngoPMTFInformation2	(0029,1032)	1	<as original>
syngoPMTFInformation3	(0029,1033)	1	<as original>
syngoPMTFInformation4	(0029,1034)	1	<as original>
syngoSeriesWorkflowStatus	(0029,1160)	1	<as original>
syngoPlatformOOGType	(0029,1208)	1	<as original>
syngoPlatformOOGVersion	(0029,1209)	1	<as original>
syngoPlatformOOGInfo	(0029,1210)	1	<as original>
StudyStatusID	(0032,000a)	1	<as original>
RequestingPhysician	(0032,1032)	1	<as original>
RequestedProcedureDescription	(0032,1060)	1	<as original>
SpecialNeeds	(0038,0050)	1	<as original>
PatientState	(0038,0500)	1	<as original>
OverlayRows	(6000,0010)	1	<as original>
OverlayColumns	(6000,0011)	1	<as original>
NumberOfFramesInOverlay	(6000,0015)	1	<as original>
OverlayDescription	(6000,0022)	1	<as original>

OverlayType	(6000,0040)	1	<as original>
OverlayOrigin	(6000,0050)	2	<as original>
ImageFrameOrigin	(6000,0051)	1	<as original>
OverlayBitsAllocated	(6000,0100)	1	<as original>
OverlayBitPosition	(6000,0102)	1	<as original>
OverlayData	(6000,3000)	1	<as original>
PixelData	(7fe0,0010)	1	<as original>

TRUED VOIAnalysis Snapshots

Dicom-Meta-Information-Header.

Attribute Name	Tag	Type	Notes
MetaElementGroupLength	(0002,0000)	1	<as original>
FileMetaInformationVersion	(0002,0001)	1	<as original>
MediaStorageSOPClassUID	(0002,0002)	1	<as original>
MediaStorageSOPInstanceUID	(0002,0003)	1	<as original>
TransferSyntaxUID	(0002,0010)	1	1.2.840.10008.1.2.1
ImplementationClassUID	(0002,0012)	1	<as original>
ImplementationVersionName	(0002,0013)	1	<as original>

TRUED RTSS function:

Attribute Name	Tag	Type	Notes
Modality	(0008,0060)	1	RTSTRUCT
Series Description	(0008,103E)	3	TRUED VOIs
Series Number	(0020,0011)	2	
Series Instance UID	(0020,000E)	1	

CSA STRUCTURE SET IOD

Attribute Name	Tag	Type	Notes
Label	(3006,0085)	3	ReportName
Name	(3006,0026)	2C	ReportName

TRUED PresentationState Function:

Attribute Name	Tag	Type	Notes
Modality	(0008,0060)	1	SR
Series Description	(0008,103E)	3	PresentationState_DD-M-YYYY HH:MM:SS
Series Date	(0008,0021)	3	System Date when saved.
Specific Character Set	(0020,000E)	3	ISO 2022 IR 100
Protocol Name	(0018,1030)	-	SR_PS

The CSA SR IOD for the individual PresentationState is detailed in the table below

Attribute Name	Tag	Type	Notes
SR Verification Flag	(0040,A493)	-	UNVERIFIED
Syngo report type	(0029,xx08)	1	REPORT_TEMPLATE
SR Image Type	(0008, 0008)	-	CSA_PS
Completion flag	0040,A491	-	PARTIAL

TRUED Key Images

Dicom-Meta-Information-Header.

Attribute Name	Tag	Type	Notes
MetaElementGroupLength	(0002,0000)	1	<as original>
FileMetaInformationVersion	(0002,0001)	1	<as original>
MediaStorageSOPClassUID	(0002,0002)	1	<as original>
MediaStorageSOPInstanceUID	(0002,0003)	1	<as original>
TransferSyntaxUID	(0002,0010)	1	1.2.840.10008.1.2.1
ImplementationClassUID	(0002,0012)	1	<as original>
ImplementationVersionName	(0002,0013)	1	<as original>

Dicom Data Set For Key Images

Attribute Name	Tag	Type	Notes
SpecificCharacterSet	(0008,0005)	1	<as original>
SOPClassUID	(0008,0016)	1	<as original>
SOPInstanceUID	(0008,0018)	1	<as original>
StudyDate	(0008,0020)	1	<as original>
SeriesDate	(0008,0021)	1	<as original>
StudyTime	(0008,0030)	1	<as original>
SeriesTime	(0008,0031)	1	<as original>
AccessionNumber	(0008,0050)	0	<as original>
Modality	(0008,0060)	1	SC
ReferringPhysiciansName	(0008,0090)	0	<as original>
DerivationDescription	(0008,2111)	1	<as original>
PatientsName	(0010,0010)	1	<as original>
PatientID	(0010,0020)	1	<as original>
PatientsBirthDate	(0010,0030)	0	<as original>
PatientsSex	(0010,0040)	1	<as original>
ContrastAllergies	(0010,2110)	1	<as original>
PregnancyStatus	(0010,21c0)	1	<as original>
DateOfSecondaryCapture	(0018,1012)	1	<as original>
TimeOfSecondaryCapture	(0018,1014)	1	<as original>
StudyInstanceUID	(0020,000d)	1	<as original>
SeriesInstanceUID	(0020,000e)	1	<as original>
SeriesNumber	(0020,0011)	1	<as original>
InstanceNumber	(0020,0013)	1	A number that identifies the SR Document.
PatientOrientation	(0020,0020)	0	<as original>

SamplesPerPixel	(0028,0002)	1	<as original>
PhotometricInterpretation	(0028,0004)	1	<as original>
PlanarConfiguration	(0028,0006)	1	<as original>
Rows	(0028,0010)	1	<as original>
Columns	(0028,0011)	1	<as original>
BitsAllocated	(0028,0100)	1	<as original>
BitsStored	(0028,0101)	1	<as original>
HighBit	(0028,0102)	1	<as original>
PixelRepresentation	(0028,0103)	1	<as original>
WindowCenter	(0028,1050)	1	<as original>
WindowWidth	(0028,1051)	1	<as original>
PrivateCreator	(0029,0010)	1	<as original>
syngoPMTFInformation1	(0029,1031)	1	<as original>
syngoPMTFInformation2	(0029,1032)	1	<as original>
syngoPMTFInformation3	(0029,1033)	1	<as original>
syngoPMTFInformation4	(0029,1034)	1	<as original>
StudyStatusID	(0032,000a)	1	<as original>
RequestingPhysician	(0032,1032)	1	<as original>
RequestedProcedureDescription	(0032,1060)	1	<as original>
SpecialNeeds	(0038,0050)	1	<as original>
PatientState	(0038,0500)	1	<as original>
PixelData	(7fe0,0010)	1	<as original>

A.8 Additional DICOM Conformance Statement for CT applications

See document Application specific information about generated DICOM IODs Somaris/7 VA44A based for Leonardo

A.9 Additional DICOM Conformance Statement for MR applications

See document DICOM Conformance Statement MR

A.10 Additional DICOM Conformance Statement for e.soft applications

See document e.soft 6.5 syngo® DICOM Conformance Statement