



# **RSNA 2017**

# **Advances in Breast Imaging**

## **Hands-on Multi-modality Workshops**

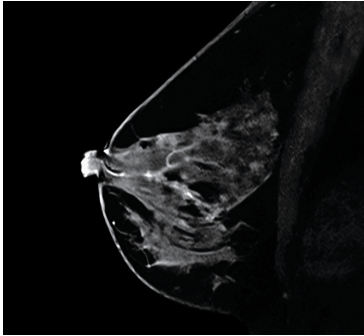
## **South Hall, Booth #5627**

At this year's RSNA, Siemens Healthineers is again presenting comprehensive hands-on reading workshops in 3D breast ultrasound, breast tomosynthesis and breast MRI. These interactive sessions enable you to review cases on dedicated breast workstations during 60 minute sessions led by breast imaging experts. And you are invited to our self-guided sessions allowing you to work at your own pace at a time that suits you.

Please register online at [siemens.com/rsna-workshops](https://www.siemens.com/rsna-workshops) or at the **Siemens Healthineers booth #1937**, or at the **Vendor Workshop booth #5627**, both located in South Hall.

## Guided Sessions

### Breast Magnetic Resonance Imaging (MRI) Reading Session

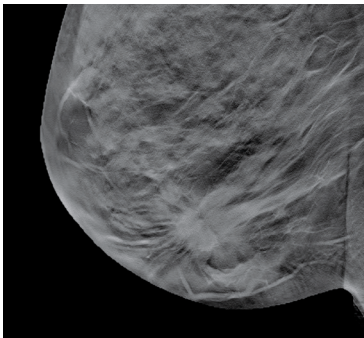


Throughout this interactive hands-on session, you will develop interpretive skills through extensive case reviews at workstations equipped with *syngo*.MR Brevis and under the guidance of an expert tutor. By actively practicing on real cases using different imaging techniques, participants will also learn to avoid pitfalls in interpreting breast MRI.

*Clemens Kaiser,  
Mannheim, GER*

Sunday,	Nov 26	01:05 PM – 02:15 PM
Monday,	Nov 27	02:30 PM – 03:40 PM
Tuesday,	Nov 28	03:50 PM – 05:00 PM
Wednesday,	Nov 29	10:15 AM – 11:25 AM

### Breast Tomosynthesis Reading Session

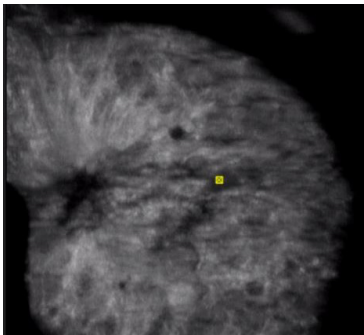


During this hands-on workshop you will learn to evaluate 2D mammography and 3D Breast Tomosynthesis. An expert tutor will lead you through cases that will both fascinate and challenge you! All cases have been acquired with Siemens Mammomat Inspiration and are displayed on our *syngo*.Breast Care workstations enabling you to become familiar with the quality of our HD Tomo images and the ease of use of our systems.

*Maria Bernathova, Vienna, AT  
Brian S. Englander, Philadelphia, US*

Sunday,	Nov 26	02:30 PM – 03:40 PM
Monday,	Nov 27	11:40 AM – 12:50 PM and 03:50 PM – 05:00 PM
Tuesday,	Nov 28	11:40 AM – 12:50 PM and 01:05 PM – 02:15 PM
Wednesday,	Nov 29	11:40 AM – 12:50 PM

### Automated Breast Volume Scanner (ABVS) Physician Training Workshop



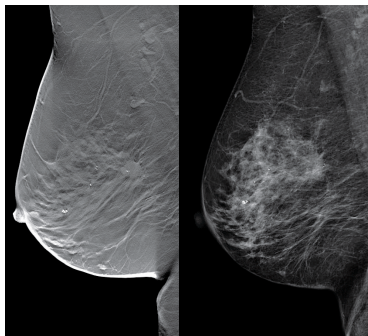
Under the guidance of a breast imaging expert you will develop your skills in the interpretation of 3D breast ultrasound acquired with the ACUSON S2000™ Automated Breast Volume Scanner (ABVS), HELX Evolution with Touch Control and displayed on workstations equipped with *syngo*.Ultrasound Breast Analysis (sUSBA) Software. Active participation in real clinical cases will enable you to become familiar with the unique coronal plane while providing practical approaches to interpretation of 3D automated breast ultrasound.

*Ingolf Karst  
Sandra Rao  
Christopher Henley  
Chicago, US*

Sunday,	Nov 26	11:40 AM – 12:50 PM and 03:50 PM – 05:00 PM
Monday,	Nov 27	10:15 AM – 11:25 AM and 01:05 PM – 02:15 PM
Tuesday,	Nov 28	10:15 AM – 11:25 AM and 02:30 PM – 03:40 PM
Wednesday,	Nov 29	01:05 PM – 02:15 PM and 03:50 PM – 05:00 PM

## Self-guided Reading Sessions

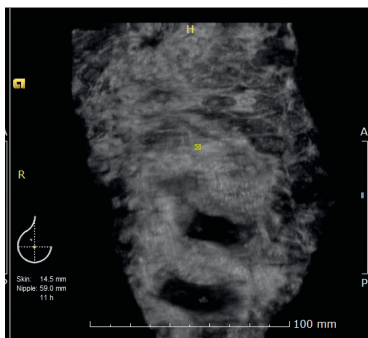
### Breast Tomosynthesis



You are invited to our self-guided reading sessions. With *syngo*.Breast Care workstations configured especially to allow you to work at your own place at a time that suits you! A series of breast tomosynthesis cases presented as problem cases with a solution enables you to develop and test your tomosynthesis reading skills.

Sunday,	Nov 27	thru Wednesday, Nov 29 10:30 AM – 05:00 PM
Thursday,	Nov 30	10:30 AM – 2:00 PM

### Automated Breast Volume Scanner (ABVS)



With *syngo*.Ultrasound Breast Analysis (sUSBA) Software, self guided reading sessions with real clinical cases will enable you to become familiar with the unique coronal plane while providing practical approaches to interpretation of 3D automated breast ultrasound.

Sunday,	Nov 26	thru Wednesday, Nov 29 10:30 AM – 05:00 PM
Thursday,	Nov 30	10:30 AM – 02:00 PM

#### Register here

[www.siemens.com/rsna-workshops](http://www.siemens.com/rsna-workshops)

or at the Siemens  
Healthineers booth:

McCormick Place, Chicago,  
Illinois, USA

South Hall, Booth #1937

## Overview at booth #5627, South Hall

	Sunday, November 26	Monday, November 27	Tuesday, November 28	Wednesday, November 29
<b>10:15 AM – 11:25 AM</b>		Automated Breast Volume Scanner (ABVS) Physician Training Workshop – an Interactive Learning Experience <i>Christopher Henley (Chicago, US)</i>	Automated Breast Volume Scanner (ABVS) Physician Training Workshop – an Interactive Learning Experience <i>Christopher Henley (Chicago, US)</i>	Breast Magnetic resonance imaging (MRI) reading session <i>Clemens Kaiser (Mannheim, GER)</i>
<b>11:40 AM – 12:50 PM</b>	Automated Breast Volume Scanner (ABVS) Physician Training Workshop – an Interactive Learning Experience <i>Ingolf Karst (Chicago, US)</i>	Breast Tomosynthesis reading session <i>Maria Bernathova (Vienna, AT)</i>	Breast Tomosynthesis reading session <i>Brian S. Englander (Philadelphia, US)</i>	Breast Tomosynthesis reading session <i>Maria Bernathova (Vienna, AT)</i>
<b>1:05 PM – 2:15 PM</b>	Breast Magnetic resonance imaging (MRI) reading session <i>Clemens Kaiser (Mannheim, GER)</i>	Automated Breast Volume Scanner (ABVS) Physician Training Workshop – an Interactive Learning Experience <i>Christopher Henley (Chicago, US)</i>	Breast Tomosynthesis reading session <i>Maria Bernathova (Vienna, AT)</i>	Automated Breast Volume Scanner (ABVS) Physician Training Workshop – an Interactive Learning Experience <i>Sandra Rao (Chicago, US)</i>
<b>2:30 PM – 3:40 PM</b>	Breast Tomosynthesis reading session <i>Maria Bernathova (Vienna, AT)</i>	Breast Magnetic resonance imaging (MRI) reading session <i>Clemens Kaiser (Mannheim, GER)</i>	Automated Breast Volume Scanner (ABVS) Physician Training Workshop – an Interactive Learning Experience <i>Christopher Henley (Chicago, US)</i>	
<b>3:50 PM – 5:00 PM</b>	Automated Breast Volume Scanner (ABVS) Physician Training Workshop – an Interactive Learning Experience <i>Ingolf Karst (Chicago, US)</i>	Breast Tomosynthesis reading session <i>Brian S. Englander (Philadelphia, US)</i>	Breast Magnetic resonance imaging (MRI) reading session <i>Clemens Kaiser (Mannheim, GER)</i>	Automated Breast Volume Scanner (ABVS) Physician Training Workshop – an Interactive Learning Experience <i>Sandra Rao (Chicago, US)</i>

## Self-guided reading sessions

Breast Tomosynthesis		Automated Breast Volume Scanner (ABVS)	
<b>Sunday, Nov 26, thru Wednesday, Nov 29</b>	10:30 AM – 5:00 PM	<b>Sunday, Nov 26, thru Wednesday, Nov 29</b>	10:30 AM – 5:00 PM
<b>Thursday, Nov 30</b>	10:30 AM – 2:00 PM	<b>Thursday, Nov 30</b>	10:30 AM – 2:00 PM

### Siemens Healthineers Headquarters

Siemens Healthcare GmbH  
Henkestr. 127  
91052 Erlangen  
Germany  
Phone: +49 9131 84 0  
siemens.com/healthineers