Multix Fusion Max

Built to perform in daily radiography

siemens-healthineers.com/multix-fusion-max

Member of the MAX family

SIEMENS Healthineers

How can you efficiently provide high-quality radiography?

Radiography departments all over the world are under pressure. They face the challenge of delivering accurate patient care to a diverse patient population while also efficiently managing their budgets and reimbursements. This is especially true for X-ray exams, because every clinical institution has to offer radiography on a large scale. It's still the most common imaging procedure, and numerous therapy decisions depend on X-ray images. Reimbursements, however, are usually low. That's why radiography facilities are facing the challenge of how to both improve outcomes and reduce costs in order to compete and stay productive.

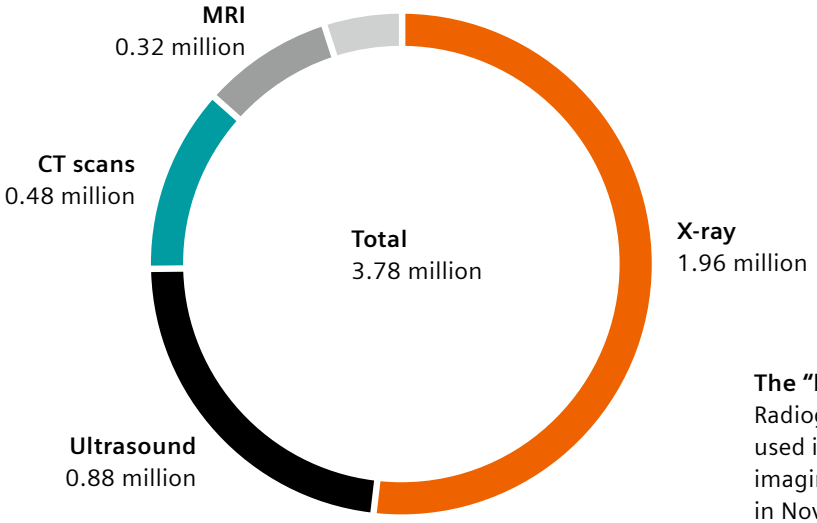

The "bread and butter" of imaging
Radiography is still by far the most widely used imaging modality. Of the 3.78 million imaging tests that were reported in England in November of 2018, more than 50 percent were X-ray exams.[1]

[1] *Diagnostic Imaging Dataset published by the NHS England. Available from: https://www.england.nhs.uk/statistics/ [accessed April 2019]*

Transforming care delivery with Multix Fusion Max

Reimbursements for radiographic examinations are very low. X-ray departments are therefore forced to lower their costs and/or increase their productivity: by avoiding unnecessary double exams, for example. This challenge can impact the quality of patient care and harm a healthcare institution's reputation.

Multix Fusion Max helps you transform care delivery and provide on-time care to diverse patients, even at peak times.

With Multix Fusion Max, Siemens Healthineers offers a unique system concept that combines consistent performance with intelligent cost-reduction solutions and fast, high-quality results. Multix Fusion Max is part of the MAX family, which means additional gains like easy standardization, resource savings, and increased satisfaction for all stakeholders.

Discover Multix Fusion Max

At a glance **4**
A smart investment for enduring performance **6**
Consistent performance **8**
MAX image quality **10**
The MAX effect **12**
Clinical gallery **14**

Multix Fusion Max at a glance

Routine radiography at its best. Multix Fusion Max has everything it takes – plus the MAX effect.

Ready and reliable

Multix Fusion Max covers all the needs of modern routine radiography with fast, high-quality results and consistent performance. It's a true workhorse that runs smoothly day in and day out while you focus on your patients.

Reproducible results

Every patient is different and requires individual settings. Multix Fusion Max standardizes workflows and outcomes to obtain consistently high image quality for all patients.

Scalable to your needs

A changing case mix can redefine your clinical needs. Multix Fusion Max is a modular system that allows you to add a table, Bucky wall stand, or detector so you can grow with your changing requirements.



The MAX effect

Is Multix Fusion Max your first MAX system? If so, then it's your door-opener to the MAX effect. If you already own a MAX system, you can now enjoy the MAX effect of enhanced standardization, savings, and satisfaction. And the MAX effect will grow with every MAX system you add.

Keep your IT secure

In modern healthcare, digitalization supports patient-centered care from chronic disease to population health management. Being connected, however, can also bring risks like data theft and cyberattacks. Multix Fusion Max comes with a high level of cybersecurity to support you in safeguarding your IT and sensitive patient data.

Personalize when it matters

Children have different imaging needs than adult patients. Multix Fusion Max offers dedicated low-dose organ programs that allow you to image your youngest patients quickly and easily.

A smart investment for enduring performance

Reimbursement rates for radiography are low, so you need a low-cost system with a long lifespan. Multix Fusion Max makes it easy for you to reduce your total costs and realize a sustainable investment, and it meets your need for enduring high quality.

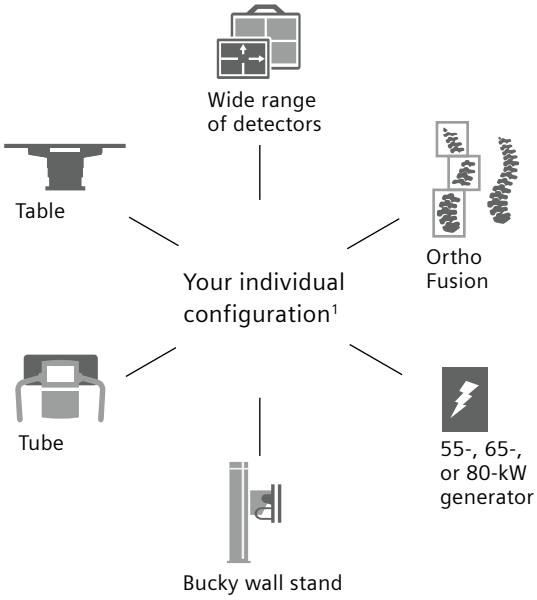

Reliable availability
You need a working system, because that's the only kind that's profitable. That's why Multix Fusion Max is built to last. Its proven high-quality components, from hardware to imaging chain, its many years of successful use worldwide, and an exceptional all-around service concept allow you to rely on high system availability.

Case mix-optimized system configuration
Your case mix is as unique as your patients, so it's only logical that your system should be tailored to your needs. Multix Fusion Max has a flexible, modular concept that grows with your changing requirements. Just add a table, a Bucky wall stand, a MAX wi-D, or a MAX mini detector.

[1] *Option*
[2] *The statements by Siemens Healthineers customers described herein are based on results that were achieved in the customer's unique setting. Since there is no "typical" hospital and many variables exist (e.g., hospital size, case mix, level of IT adoption) there can be no guarantee that other customers will achieve the same results.*
[3] *A connection to our SRS infrastructure is a prerequisite.*

"I have to be able to rely on my X-ray systems because any breakdowns are inconvenient. When it comes to quality and service, I can trust in Siemens Healthineers."

Ingrid Ganser
Chief Radiographer, Kardinal Schwarzenberg Klinikum, Schwarzach, Austria[2]



Comprehensive cybersecurity risk management for the entire product lifecycle
Multix Fusion Max delivers a high standard of cybersecurity. In addition to a secure development lifecycle, it also offers whitelisting to protect against modern malware. Encryption keeps patient data safe during transfer and in storage, and 90-day hotfixes[3] provide you with patches and updates remotely. Multix Fusion Max uses Windows 10 and provides centralized role-based access control that allows you to configure access to data and settings according to user roles. And with the audit trail functionality, you can log all user activities, protect them from alteration, and transfer them to a central location for easy evaluation.

Optimize system availability with an all-round service concept
Our comprehensive service concept aims to optimize your system's availability. Onsite preventive maintenance, for example, can address issues before they become a problem. Safety checks help you comply with applicable guidelines and regulations, and certified spare parts can keep your system running as it should. Remote corrective maintenance enables hassle-free repairs, and remote updates[3] allow you to schedule updates when it's most convenient.

Consistent performance

For reliable outcomes, you want your radiography department to run smoothly day in and day out and all processes to work hand-in-hand. Multix Fusion Max allows you to run your department seamlessly, because it's built to work flawlessly and extremely productively.

Simple, intuitive operating concept
Because every movement is time-consuming, Multix Fusion Max reduces manual work steps with a high degree of motorization and simplicity. The system enables perfectly synchronized positioning with automated height tracking for table and tube that always maintains the correct source-image distance.

You can easily manage a large patient range in a compact space – with the easy-to-position ceiling stand (up to 180 cm of vertical travel range). The tube touchscreen can be used to change settings inside the examination room, which simplifies workflows and increases your time with patients.

"The system is very intuitive. Everyone was very quick to feel at ease working with the Multix Fusion Max."

"The decision to buy a Multix Fusion Max was mainly influenced by the fact that the system fulfills all our needs – at a very attractive price."

Dr. Oliver Sommer
Chief of the Radiology Department, Kardinal Schwarzenberg Klinikum, Schwarzach, Austria[1]

Safe and ergonomic handling with MAX detectors
Your radiographic workflow is heavily dependent on detector handling. Because the detector is a high-value tool, we combined secure and efficient detector handling with state-of-the-art CsI technology to achieve high image quality at lower patient dose than GoS technology[2]. The wireless MAX wi-D and MAX mini are extremely thin, lightweight, and flexibly swappable across all modalities in the MAX family.

[1] *The statements by Siemens Healthineers customers described herein are based on results that were achieved in the customer's unique setting. Since there is no "typical" hospital and many variables exist (e.g., hospital size, case mix, level of IT adoption) there can be no guarantee that other customers will achieve the same results.*
[2] *Data on file*

MAX image quality

To deliver on-time care to your patients even in peak periods, you need to establish a fast and efficient workflow. Multix Fusion Max's proven hardware and imaging software allow you to easily achieve excellent image quality.

MAX image quality for optimized examination results
You need consistent, high-quality images in order to make confident diagnoses, regardless of who's operating the system. Multix Fusion Max allows users to predefine exposure and post-processing parameters and collimation in dedicated organ programs. You can also choose from a variety of image flavors to adapt to your needs – all independent of patient type and the experience levels of your staff.

Easy and accurate stitching with Ortho Fusion[1]
Ortho Fusion gives you a single patient coverage solution for long-leg and full-spine image exams. It helps you accommodate your diverse patients and decrease the likelihood of motion artifacts with fast, automated image acquisition. The Ortho Fusion stepping technique for long-leg and spine exams acquires up to four single images on the Bucky wall stand and can manage virtually any patient size. In addition, you benefit from automatic image composition into one large image and excellent image quality with integrated DiamondView MAX post-processing.

[1] *Option*
Clinical images are courtesy of Kardinal Schwarzenberg Klinikum, Schwarzach im Pongau, Austria and Hospital Waidhofen an der Thaya, Austria

Image your patients safely

Multix Impact offers you technologies and techniques that improve image quality while also reducing dose: Our philosophy is to deliver MAX image quality at low dose.

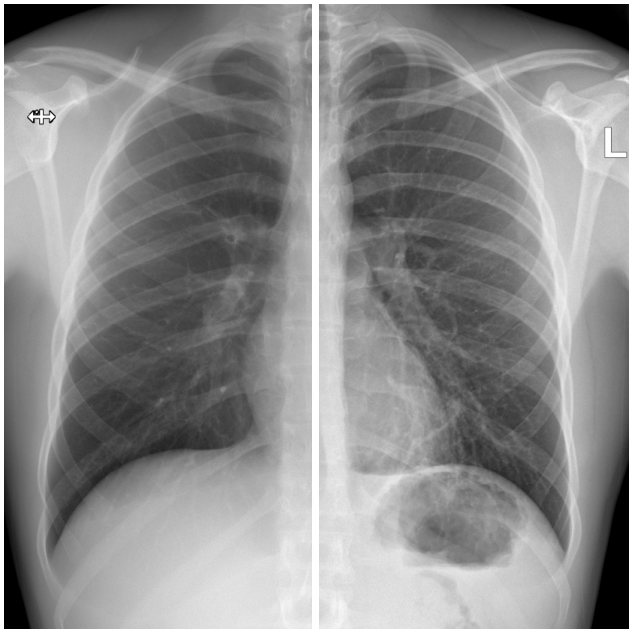

Gridless imaging
DiamondView MAX was also specifically developed to deliver optimized image quality for gridless free exposures. The software optimizes images acquired without a grid by reducing the appearance of noise with a special dose-adaptive algorithm based on multi-frequency processing. Gridless imaging boosts your workflow efficiency and delivers MAX image quality at low dose.

Take special care of children
Imaging children who are ill and in pain can be challenging. Multix Fusion Max offers all you need to improve the experience for both children and their families and to provide child-friendly, safe, and dose-efficient examinations. Our dedicated pediatric low-dose organ programs, removable grids, and automatic copper filters ensure that all examinations are aligned with the ALARA principle.

Clinical images are courtesy of Kardinal Schwarzenberg Klinikum, Schwarzach im Pongau, Austria

The MAX effect – where gains multiply

Whether healthcare providers have to cope with tighter budgets or want to expand their business: they are forced to do more with less. What if there's a smart way to run a radiology department more efficiently?

Take a look at our high-performance MAX systems. They all share the same usability concept and imaging technology over the broadest range of clinical applications on the market. And if you combine two or more MAX systems, you'll experience the MAX effect: unique standardization across your fleet, so you can save both time and costs and ultimately boost your level of satisfaction.

Multiply the full potential of your department – with a winning combination of MAX systems.

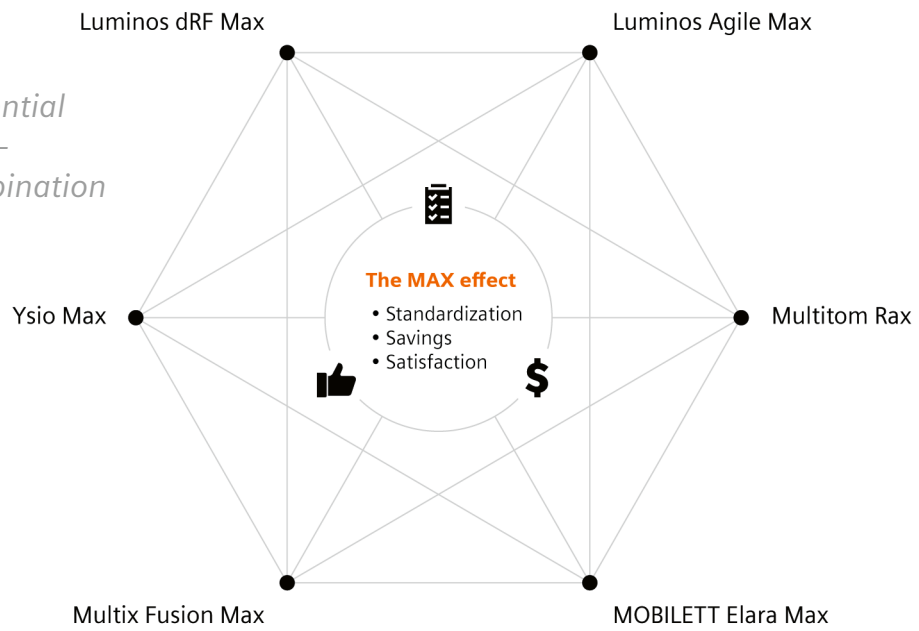

Gain standardization

Achieve the same high-quality results throughout sites, rooms, and personnel – always. One MAX platform allows you to standardize workflows and image impressions the way you want. That means faster working and fewer mistakes. Resulting in better outcomes at lower costs.

Gain savings

Discover the smart way to save with the MAX effect: Save investment costs thanks to detector swapping, reduce the number of rooms required with More-in-1 MAX systems, and keep staff training to a minimum thanks to one usability.

Gain satisfaction

Increase satisfaction of all stakeholders through offering more patient comfort and lower dose, less stress and more confidence for staff, fast results, and high diagnostic accuracy at lower costs. For consistent high-quality care and enhanced reputation.

More-in-1 system

Multitom Rax
Twin Robotic X-ray

MOBILETT Elara Max
High-end digital mobile X-ray imaging

Multix Fusion Max
High-efficiency radiography

Ysio Max
High-performance radiography

More-in-1 system

Luminos dRF Max
2-in-1 remote fluoroscopy

More-in-1 system

Luminos Agile Max
2-in-1 patient-side fluoroscopy

See anatomical details with high image quality

To make fast and confident diagnostic decisions, you need high and reproducible image quality. Multix Fusion Max offers high-end imaging, automated workflows, and advanced post-processing technologies.

Skull, lat. view[1]

Hands, d.v. view[1]

Abdomen, a.p. view[1]

Enhanced contrast and a high level of detail visibility with DiamondView MAX

Without DiamondView MAX[2]

With DiamondView MAX[2]

Without DiamondView MAX[1]

With DiamondView MAX[1]

Service and exchange

Increasing value by partnering throughout the entire equipment lifecycle.

Equipment Maintenance & Monitoring
Reliably servicing your Multix Fusion Max allows you to identify deviations from current norms to maximize equipment availability.

Education Management
Personalized education and training improve your staff's expertise as well as your equipment efficiency.

Fleet Management
A transparent overview of your fleet allows you to manage the performance and maintenance of your Siemens Healthineers equipment, 24/7.

Accessory Solutions
Products from our partner companies complement your use of our equipment in your daily workflow.

Performance Management
An intelligible overview of your radiography performance data helps you make prompt and well-informed decisions.

Asset Management & Planning
Access to innovative medical technology and equipment throughout the entire contract life-time allows you to maximize focus on patient care.

Business Modelling & Financing
Customized business and financial models address your budgetary and enterprise needs enabling you to remain more competitive.

Departmental Layout Optimization
3D-Visualization and digital twin analysis create more efficient workflows and a more enjoyable working environment.

Continuously adding value and caring for your equipment, your staff, your fleet, your workflows, your department, and your entire institution.

[1] *Image courtesy of Kardinal Schwarzenberg Klinikum, Schwarzach im Pongau, Austria*
[2] *Image courtesy of Spital Zofingen AG, Zofingen, Switzerland*

Technical specifications

Bucky wall stand[1]
- Vertical travel range: up to 146 cm
- Low central beam height: 27 cm
- Tilting: +90°/-20°
- Automatic tube tracking

Ceiling-mounted tube
Color touchscreen for complete control at the patient side

MAX static detector[1]
- Fixed
- Size: 43 cm x 43 cm

Table[1]
- Adjustable height: from 51 to 95 cm
- High weight capacity: 300 kg
- Flexible and comfortable patient positioning
- Automatic tube height tracking

MAX mini detector[1]
- Wireless
- Size: 24 cm x 30 cm
- Weight: 1.6 kg
- Thickness: 16 mm

MAX wi-D detector[1]
- Wireless
- Size: 35 cm x 43 cm
- Weight: 3.3 kg
- Thickness: 19 mm



[1] *Option*



Why Siemens Healthineers?

At Siemens Healthineers, our purpose is to enable healthcare providers to increase value by empowering them on their journey toward expanding precision medicine, transforming care delivery, and improving patient experience, all made possible by digitalizing healthcare.

An estimated 5 million patients globally benefit every day from our innovative technologies and services in the areas of diagnostic and therapeutic imaging, laboratory diagnostics, and molecular medicine, as well as digital health and enterprise services.

We are a leading medical technology company with over 120 years of experience and 18,000 patents globally. Through the dedication of more than 50,000 colleagues in 75 countries, we will continue to innovate and shape the future of healthcare.

Multix Fusion Max is not commercially available in all countries. Due to regulatory reasons its future availability cannot be guaranteed. Please contact your local Siemens Healthineers organization for further details.

On account of certain regional limitations of sales rights and service availability, we cannot guarantee that all products/services/features included in this brochure are available through the Siemens Healthineers sales organization worldwide. Availability and packaging may vary by country and are subject to change without prior notice.

The information in this document contains general descriptions of the technical options available and may not always apply in individual cases.

Siemens Healthineers reserves the right to modify the design and specifications contained herein without prior notice. Please contact your local Siemens Healthineers sales representative for the most current information.

In the interest of complying with legal requirements concerning the environmental compatibility of our products (protection of natural resources and waste conservation), we may recycle certain components where legally permissible. For recycled components we use the same extensive quality assurance measures as for factory-new components.

Any technical data contained in this document may vary within defined tolerances. Original images always lose a certain amount of detail when reproduced.

International version.
Not for distribution or use in the U.S.

Image on title page is courtesy of Kardinal Schwarzenberg Klinikum, Schwarzach im Pongau, Austria

Siemens Healthineers Headquarters
Siemens Healthcare GmbH
Henkestr. 127
91052 Erlangen, Germany
Phone: +49 9131 84-0
siemens-healthineers.com

Published by Siemens Healthcare GmbH · Order No. A91XP-10014-3C3-7600 · Printed in Germany · 7698 07191. · *©Siemens Healthcare GmbH, 2019*