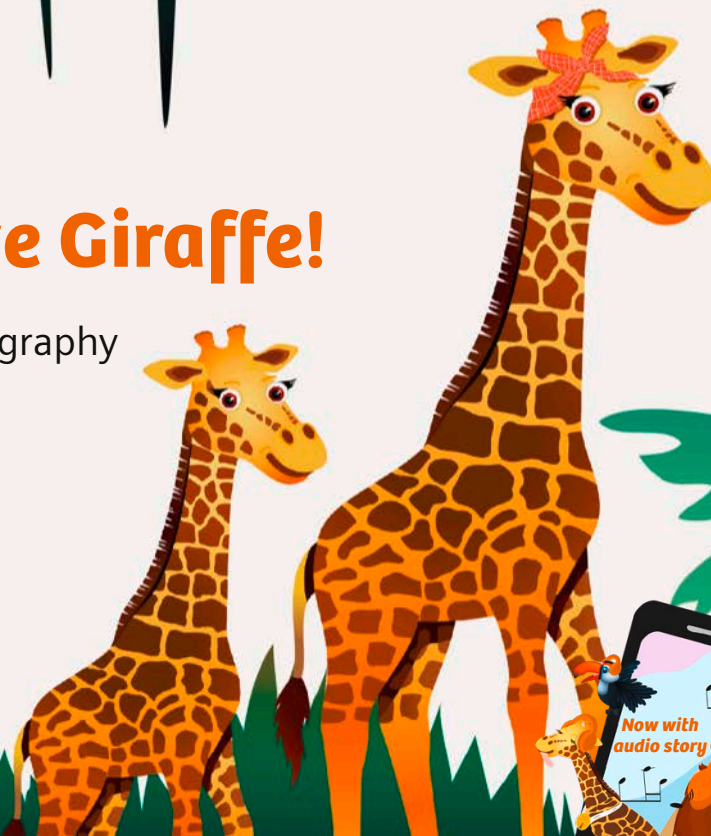


Gerda, the Brave Giraffe!

Computed Tomography

CT





Dear children, Dear parents,


You can prepare for the upcoming CT exam in a playful and child-friendly manner with this interactive book.



JOIN IN!

The “Join In!” symbol will prompt you to participate.

Whether tilting, searching, swiping or clapping, we invite you to actively join in.



An audio story to go along with the book is also offered. Simply scan the QR code with a smartphone camera and start listening!

Your next appointment



on

at

on

at

on

at



A stylized jungle illustration. At the top, a blue toucan with a large beak sits on a green vine. Below it, the text "This book belongs to" is centered. A horizontal line is positioned directly under the text. In the bottom left, a yellow giraffe stands on green grass. The background features several palm trees in shades of green and yellow, with hanging vines.

This book belongs to

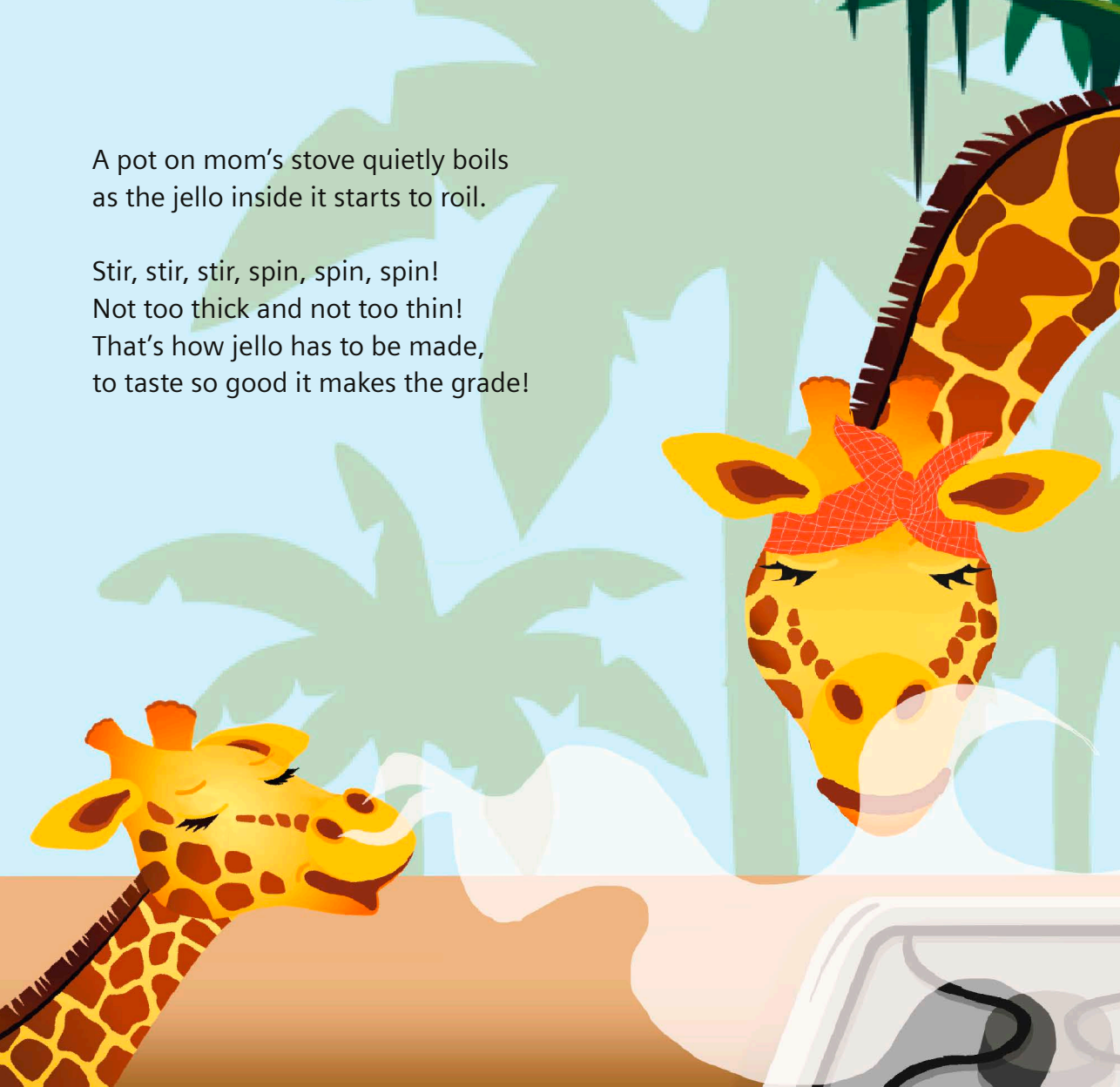
Hello! I am Gerda, a little giraffe.
I'm very mischievous and love to play.
Ziping wildly around the jungle all day.
Living in the jungle is so exciting and fun.
With so many adventures, I never miss one!

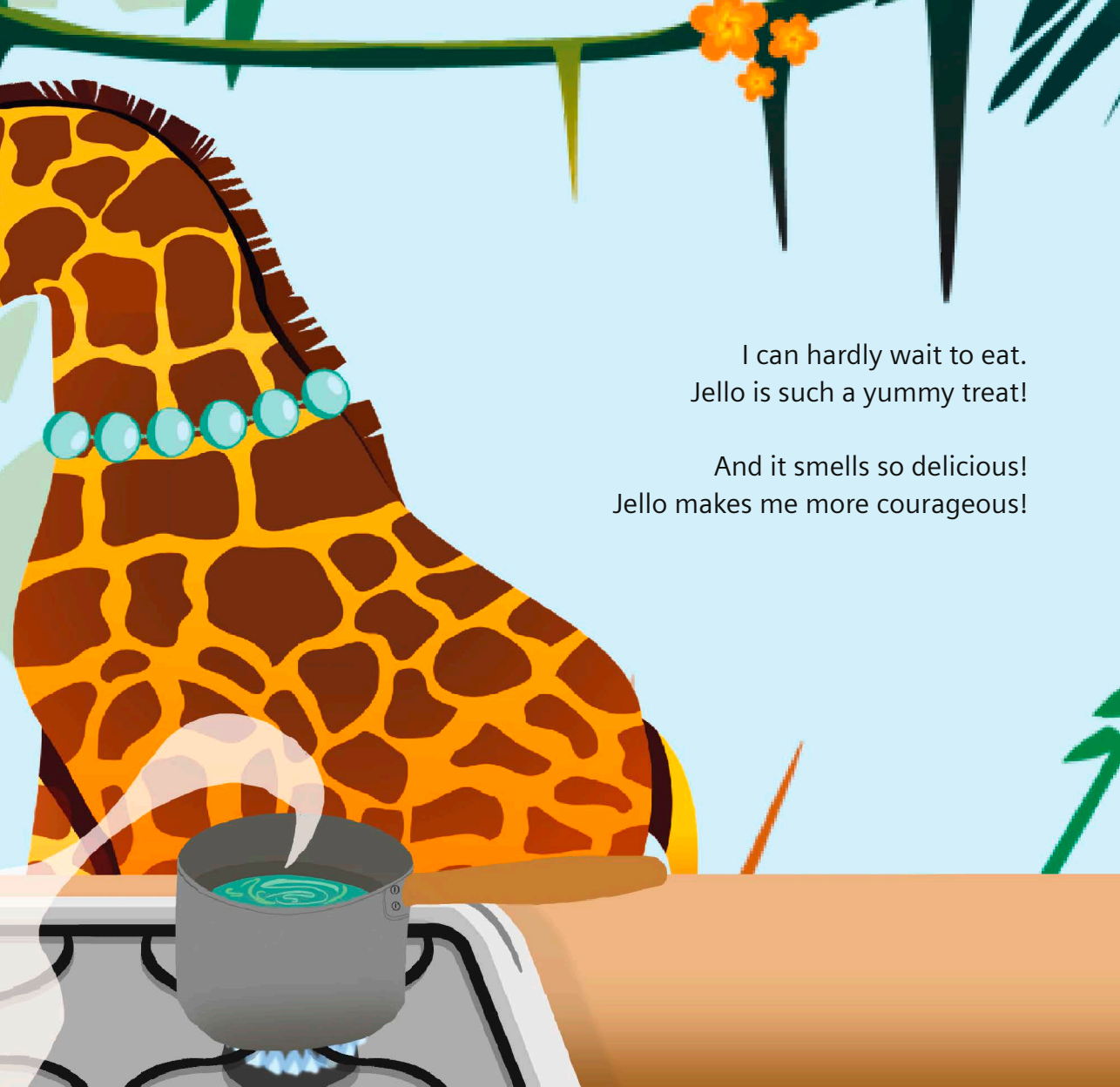
Another thing that you should know ...
My favorite food is yummy jello!



A pot on mom's stove quietly boils
as the jello inside it starts to roil.

Stir, stir, stir, spin, spin, spin!
Not too thick and not too thin!
That's how jello has to be made,
to taste so good it makes the grade!





I can hardly wait to eat.
Jello is such a yummy treat!

And it smells so delicious!
Jello makes me more courageous!

It smells so tangy and sweet,
I can hardly wait to eat!

I race around the kitchen, fast and reckless.
And my ear gets caught in mom's pearl necklace.
Got lucky this time, just a little scare,
But the strand on mom's necklace does start to tear.


Unnoticed, the pearls fall from the string,
Tumbling into the pot and disappearing.





The jello is ready on my favorite plate.
I come running, faster and faster, I just can't wait!

I gallop in swiftly, I can't wait to taste it,
jello is so good I don't want to waste it!



Oh, no! The jello is so far away at the end of the table!
I really want to eat it, but I am unable!

How I can I get to it?
I don't know if I can. Could you give me a hand?

JOIN IN!

**Tilt the book
to the left and
move Gerda
to her jello.**



Great, thank you, thank you!



I'll lap it up happily.
A sweet-tooth like me,
is always excited when there's jello to eat!
It sprays to the left and then to the right.
My mouth is all messy, such a tasty delight.

JOIN IN!

**Wipe your hand
over Gerda's
mouth to help
her clean it.**



Thank you, I am clean again!

My friends and I are playing in the jungle and trees.
We run around the forest like wild bees.

Mom hollers,
"Not so fast, slow down!
It's dangerous, such racing around!"



What's wrong with my tummy?
It suddenly feels a little funny!
Was it all the jello I ate?
Should I have eaten with a little less haste?






Ouch!
It hurts so much!

JOIN IN!

**Rub Gerda's tummy
and blow the pain
away! Maybe then
she'll feel better?**

My tears begin to pool.
How could I be such a fool!
My mommy giraffe lovingly soothes me.
But blowing and rubbing just aren't the key.






The pediatrician, Dr. Grape is a very lovely ape.
He can't look inside me using only his eyes,
but I still trust him and take his advice.

His medical skills are in demand
beyond the forest in the most distant lands.

But, to look inside me
(there's no way around it)
There's a special magic tube
And I have to get inside it.

It doesn't hurt anyone, big or small.
It will be over in no time at all.





What is that cool thing?
It shines like metal, like a silver ring.
This magical tube, you see
lets Dr. Grape see inside of me.

"Gerda, don't be afraid! Trust me.
Soon you'll feel better
and we'll drink a sweet tea."


Special magic tube

SIEMENS
althineers

Gerdin,
the Brave Giraffe!








At home, mom reads me a book about the magic tube.
My mom reads so well and is so caring.
It makes me feel much more daring.

The time has finally come, I know.
Everyone is getting ready to go.

We're off to the hospital, to radiology.
I've never been there before, I can't wait to see!





Metal makes the pictures
look bad.

So I empty my pockets of
anything metal I have.





JOIN IN!

**Everyone is
wearing something
that can't go in
the magic tube.**

**What does that
include?**








Now, I can go into the magic tube.
Everyone is so friendly. It's nice no one's rude.



Contrast dye is a magic potion like ink,
To see the organs even better, and it's sometimes a drink.
Like a drop of water on a hot stone
my fear dissipates, so small has it grown.
Just one little prick, but I'm not scared.
Mommy giraffe is in the room with me, right there.





As a young jungle giraffe, I'm not very old
I'm only used to heat and I seldom get cold.
The magic potion is oddly chilly
and feels strange and gives me the willies.





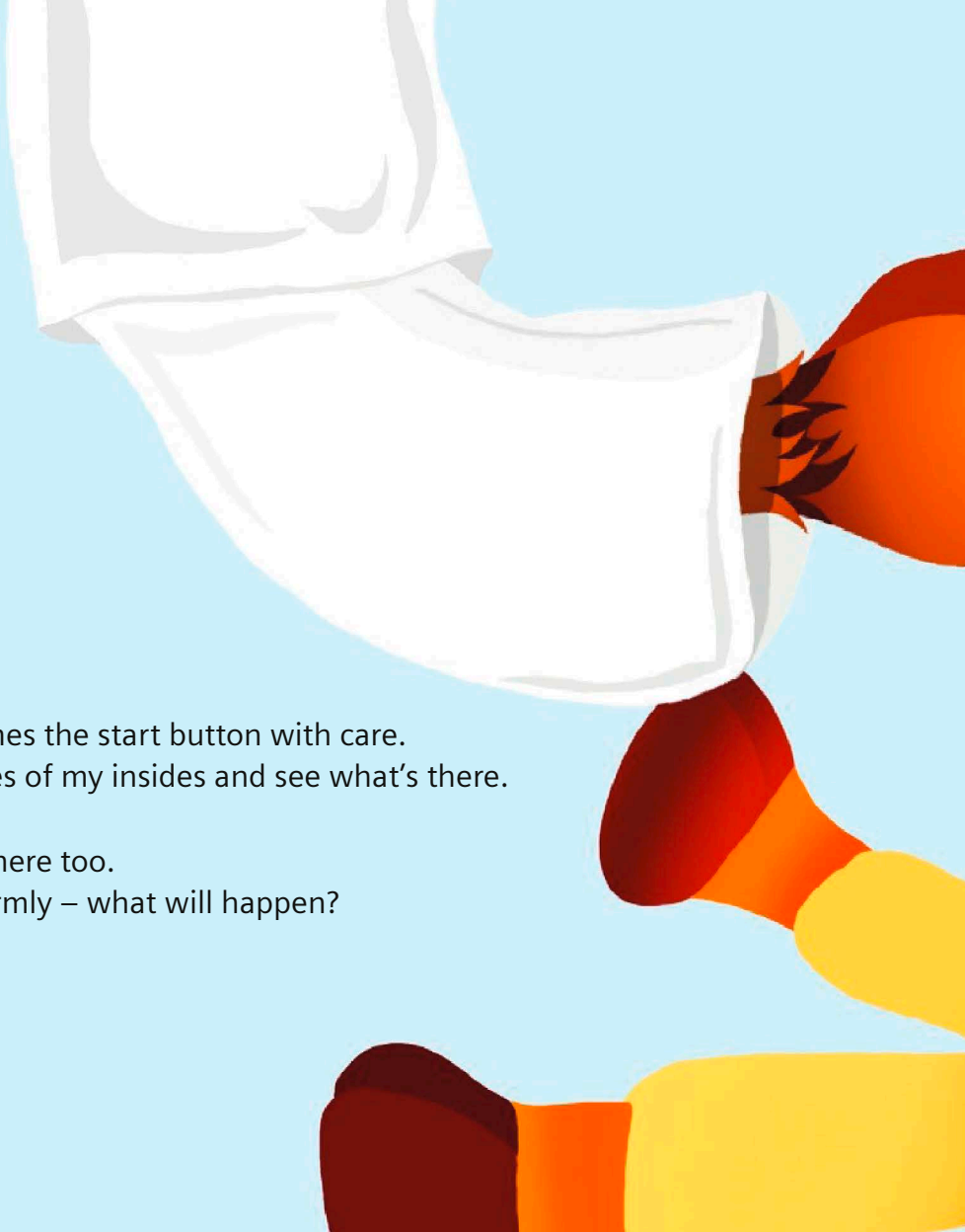
Like liquid ice cream, says Tuki Toucan. Yes, you're right!
Be brave, Gerda, I tell myself, so it goes fast as it can!

Relaxed, on the cool-looking table I lay.
It slowly moves up, with a whoosh I'm away.
Into the magic tube all the way.
Alone with my teddy,
my very best buddy.



JOIN IN!
Swipe your hand
to the right across
the table to push
Gerda into the
magic tube.



An illustration of a person's legs from the knees down. They are wearing white pants that are slightly bunched at the ankles. The person is wearing three pairs of socks: one pair is orange with dark brown patterns, another is red and orange, and the third is yellow and orange. The background is a solid light blue.

Dr. Grape pushes the start button with care.
To take pictures of my insides and see what's there.

You can try it here too.
Press "Start" firmly – what will happen?



JOIN IN!

**Press the
START button!**

It's rather comfy, I am pleased to learn.
I lie very still and try not to turn.
Teddy is also lying very still.
He'll always protect me, I know he will.
He makes me feel brave and strong.
That helps me stay calm so long.

I breathe the way Dr. Grape tells me to.
I wonder if Teddy likes it, too?





**TO THE
AUDIO STORY**
Scan the QR
code & start
listening!


Inside the magic tube, quiet as a mouse,
I relax and imagine adventures in the jungle by my house.



Hurray! It's over! I can hardly believe it's true,
I'm finally allowed to get out of the tube.

Wow! The pictures are so clear!
They make so many details appear!

Hey, that's inside my tummy, cool!
And, you can see mom's pearls, too.





JOIN IN!

**Can you find
the swallowed
pearls in Gerda's
tummy?**



I was very brave!
So I got a medal!





Now I'm back in my jungle home
happily drinking lemonade with my mom.

In the grass all around me, my friends jump and run.
My bravery medal is a lot of fun.



The pearls came out all on their own,
as I sat on the toilet inside of our home.





Computed Tomography

**Your child's CT examination
briefly explained**

Computed tomography is used to take highly detailed images of the patient's body. These images help the doctor detect illnesses and changes in the body early on to provide the best-possible treatment.

This book aims to provide children and parents important information about CT examinations and reduce potential fears and uncertainties as much as possible.

A stylized, flat-design illustration of a savanna landscape. In the foreground, there is a blue body of water on the left and green grass on the right. A yellow giraffe stands on the right side, facing left. In the background, there are green trees and a yellow sun or moon. The overall style is simple and colorful.

How does a CT examination work?

Computed tomography is a procedure with which detailed images of the inside of the body can be made with the help of X-rays. Select areas of the body are depicted in extremely thin layers on a computer. Certain areas in the body react differently to X-rays. Denser tissue allows fewer X-rays through. That means the rays are attenuated differently by the body's tissues and are then emitted back out of the body. These emitted rays are converted into measurable signals, forwarded to the computer and converted there. The end result is an image which consists of various shades of gray. This allows the doctor to identify anomalous tissue and structures.

Computed tomography offers many options with respect to examining children, for instance, with respect to imaging the lungs or heart. The radiation dosage should be as low as possible, however, an informative diagnosis must be ensured.

Modern CT scanners reduce the radiation exposure for patients to the lowest possible amount so the health benefits outweigh the risks.



When is contrast agent required?

Some children will be given a contrast agent during the examination. This fluid makes tissue and organ structures more visible. This allows doctors to see endangered or inflamed areas particularly well on the images. The contrast agent is taken orally with adequate fluid or administered via an i.v. line. The agent has proven tolerable in the past.

Since the agent contains iodine, the doctor will first ask about any potential thyroid or kidney diseases. The doctor must also be informed of any known allergies, as the agent can result in skin irritation or nausea in rare cases.

The body eliminates the contrast agent within a short period of time on its own.

CT examination procedure

- 1 On the patient sheet, you provide information that is important with respect to your child's examination. To more clearly identify structures in the body, your child will be given a contrast agent.



- 2 Your child must remove jewelry, hair clips, etc. for the examination because metal influences the quality of the image and images may otherwise have to be repeated. If your child has implants like retainers, please notify the technicians.

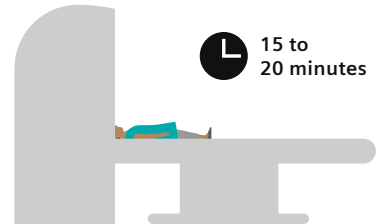


- 3 The child will be positioned on the patient bed, usually on their back. The patient is slowly moved through opening of the CT tube. Depending on the doctor's instruction, the child must lie on their stomach, back or right or left side.



4

The actual examination takes between 5 and 15 minutes; if contrast agent is administered, 20 minutes. In general, two to three scans are made which each take only a few seconds. To ensure good image quality, the patients should lie as still as possible and not move. To relax, the child can do the recommended breathing exercises. While the images are taken, your child will hear a quiet hum.



5

What does a CT examination feel like?

Your child cannot feel the examination itself. The confinement of the tunnel can be unfamiliar which is why many patients feel better if they close their eyes. If contrast agent is used during the examination, the area may feel warm or cold as the agent runs in.




The most important points, in brief


1. You and your child should choose comfortable clothing for the examination. Please make sure the clothing does not have any metal parts like buttons or zippers. If needed, you can also borrow a patient gown.
2. You can bring one of your child's toys for support (no metal parts). The child can keep it with them as long as it does not cover the scan area in the CT machine. Audio books with stories or music you bring with you or the Gerda audio story can be played during the examination.



**TO THE
AUDIO STORY
Scan the QR code
& start listening!**




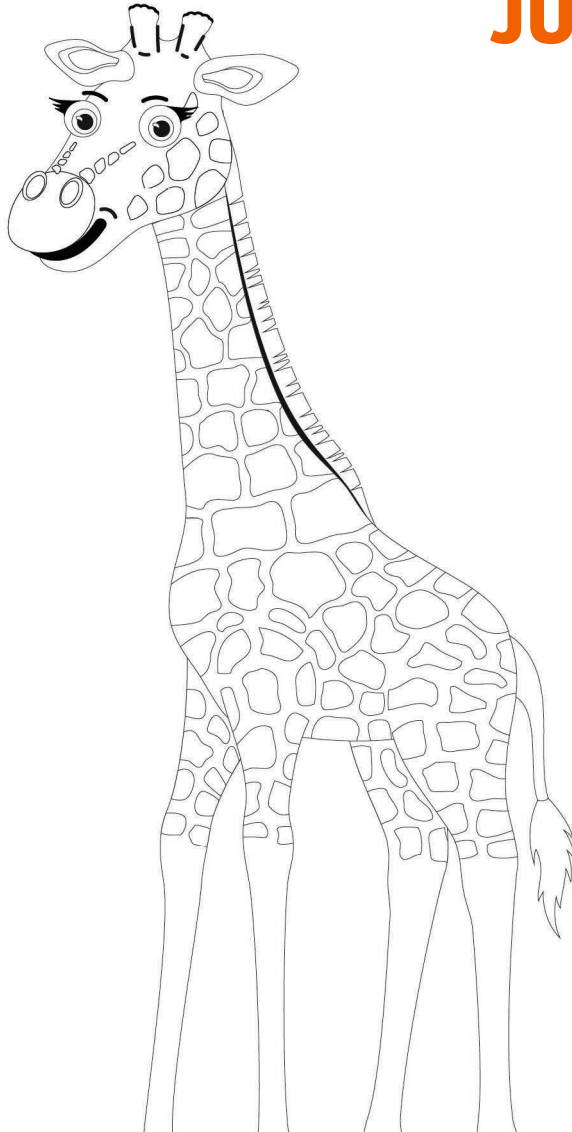
- 
3. Explain to your child that the purpose of the examination is to look into the body from outside so the doctor can see exactly what is wrong. It is a harmless examination and will not hurt at all!
 4. Convey to your child, in a confident and relaxed manner, that they do not have to be afraid of the examination. Your relaxed attitude will rub off on your child.
 5. Praise your child after the examination.





JUNGLE WORLD

to color in





Due to regional limitations of sales rights and service availability, we cannot guarantee that all products/services/attributes included in this brochure are available worldwide through the Siemens Healthineers sales organization. Availability and equipment packages may vary from one country to the next and may be modified without prior notice. This document contains general descriptions of available technical options that may not apply in every individual case.

Siemens Healthineers reserves the right to change design and options without prior notice. Please contact your local Siemens Healthineers sales representative for the most current information. In the interest of complying with legal regulations regarding the environmental compatibility of our products (protecting natural resources, reducing waste), we refurbish individual components to the extent this is legally permitted. We apply the same quality standards to refurbished components as we do to newly manufactured components.

All data specified in this document are subject to tolerances. Original images always lose some detail accuracy when reproduced.

Fragebogen
(DE)



Questionnaire
(EN)



Siemens Healthineers Headquarters

Siemens Healthcare GmbH

Henkestr. 127

91052 Erlangen, Germany

Phone: +49 9131 84-0

siemens-healthineers.com

