

**SIEMENS**



[www.siemens.com/freestyle](http://www.siemens.com/freestyle)

# Modern Healthcare, Meet Modern Technology.

ACUSON Freestyle Ultrasound System

Answers for life.

# Efficiency, value, and innovation come standard.

The ACUSON Freestyle Ultrasound System



The products/features mentioned in this document may not be commercially available in all countries. Due to regulatory reasons their future availability cannot be guaranteed. Please contact your local Siemens organization for further details.

The ACUSON Freestyle™ ultrasound system sets the pace for modern healthcare. Its advanced technologies, including the industry's first wireless ultrasound transducers, are designed to streamline operation and sterile field management. Value-based innovations for improving visualization and cable-free scanning are built to deliver new levels of ease and efficiency at your point of care.

From anesthesiology to interventional radiology to musculoskeletal ultrasound, the ACUSON Freestyle system is engineered with you in mind.

# Next Level Efficiency

Enhance your practice with cable-free technology at the point of care.

- Wireless ultrasound transducers eliminate cable management challenges, helping to drive better workflow and improve range of motion.
- Integrated transducer controls allow you to adjust all imaging parameters freely.
- Workflow improvements, such as auto-frequency and auto-time-gain compensation, help accelerate operational procedures.
- A compact, lightweight design allows for easy transportation.
- The ACUSON Freestyle mobile link app\* provides flexibility to review images and clips, and enter patient study information remotely.

## Integrated Versatility

The ACUSON Freestyle system promotes streamlined, clinical utility across anesthesiology, interventional radiology, and musculoskeletal imaging. Engineered for maximum operational freedom, it encourages easy, efficient operation across your specific points of care.

\*Operates on a Microsoft® tablet device running Windows® operating system 8.1 or higher. For informational purposes only. Not intended for diagnostic use.

# Value-based Care

Deliver the quality and safety your patients deserve with value-based technologies designed to reduce complications and improve infection control.



- Pixelformer™ image processing architecture delivers automatic, uniform focusing, as well as excellent contrast and detail resolution.
- Enhanced needle visualization comes standard, giving you more confidence when performing ultrasound-guided procedures.
- Fully submersible, wireless ultrasound transducers foster patient safety through improved sterile field management.
- Expanded display area helps you see images clearly, even when scanning across the patient or across the room.

## Pinpoint Focus

Perform ultrasound-guided procedures faster and more confidently with enhanced needle visualization. This advanced technology is designed to brighten the needle by utilizing optimal beam steering angles, allowing you to more quickly and clearly visualize both the needle and target anatomy.



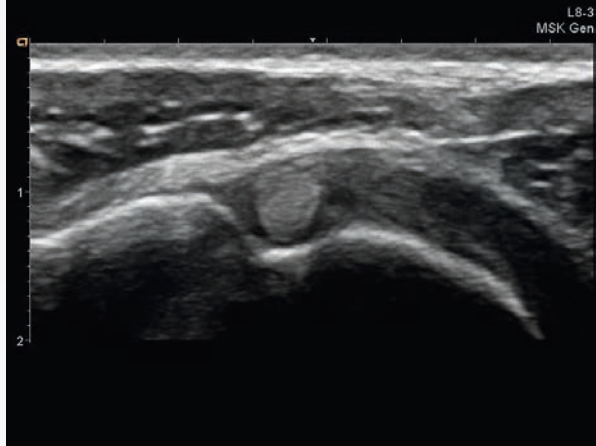
# Innovation That Matters

Elevate your imaging practices using innovative wireless transducer technologies and networking capabilities.

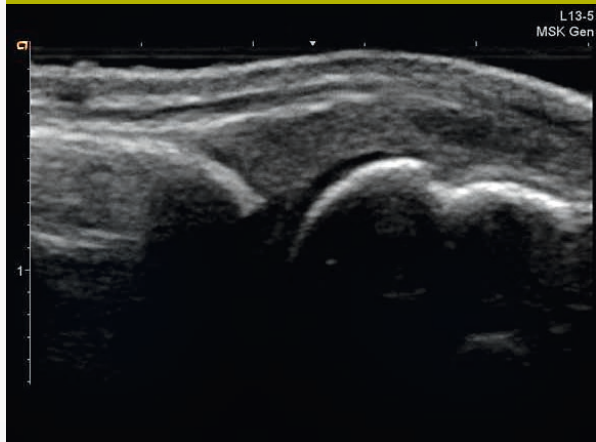
- Proprietary ultra-wideband (UWB) radio delivers seamless, real-time wireless imaging.
- Powered by Bluetooth®, integrated transducer controls and an internal alarm system for probe location security.
- Quick-charge capabilities and a transducer battery life that supports 90 minutes of continuous use help ensure uninterrupted scanning.
- Built-in wireless networking, including Enterprise Authentication, allows you to send images securely and rapidly.

## Cable-Free Advantage

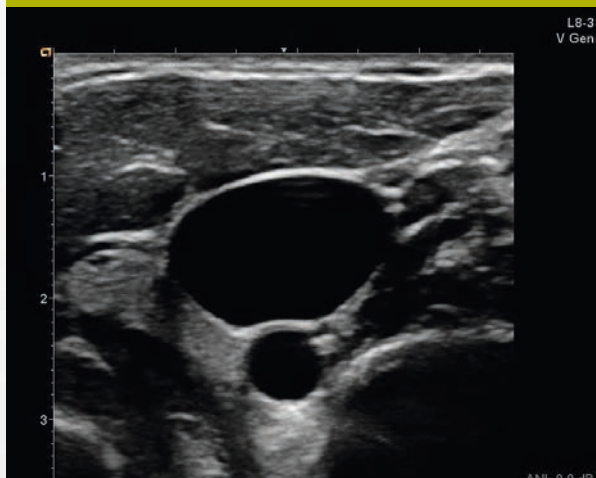
Featuring patented battery management, the L13-5 linear, L8-3 linear, and C5-2 curvilinear array transducers are designed to empower the way you work. Their innovative, sealed design makes them fully submersible for disinfection and sterilization, which reduces the risk of infection for improved patient outcomes.



Transverse Biceps Tendon using L8-3 wireless transducer



Dorsal Approach to the 2nd Metacarpophalangeal Joint using L13-5 wireless transducer



Transverse Internal Jugular Vein using L8-3 wireless transducer

# Work Your Way



**Expanded screen size**  
for easy viewing from a distance

**Enhanced needle visualization**  
for more confident procedural interventions

**Submersible transducers**  
for streamlined infection control

**Pixelformer technology**  
for automatic, uniform focusing

**Wireless ultrasound transducers**  
for freedom from cable management

**Integrated transducer controls**  
for remote control of all imaging parameters

The products/features mentioned in this document may not be commercially available in all countries. Due to regulatory reasons their future availability cannot be guaranteed. Please contact your local Siemens organization for further details.

Standalone clinical images may have been cropped to better visualize pathology.

ACUSON Freestyle and Pixelformer are trademarks of Siemens Medical Solutions, Inc. USA.

Microsoft and Windows are registered trademarks of Microsoft Corporation in the United States and other countries.

The Bluetooth® word mark and logos are registered trademarks owned by Bluetooth SIG, Inc. and any use of such marks by Siemens AG is under license.

#### **Global Siemens Headquarters**

Siemens AG  
Wittelsbacherplatz 2  
80333 Muenchen  
Germany

#### **Global Siemens Healthcare Headquarters**

Siemens AG  
Healthcare Sector  
Henkestraße 127  
91052 Erlangen  
Germany  
Phone: +49 9131 84-0  
[www.siemens.com/healthcare](http://www.siemens.com/healthcare)

#### **Legal Manufacturer**

Siemens Medical Solutions USA, Inc.  
Ultrasound  
685 E. Middlefield Road  
Mountain View, CA 94043  
USA  
Phone: 1-888-826-9702  
[www.siemens.com/ultrasound](http://www.siemens.com/ultrasound)