# See more anatomical details with flat-detector imaging

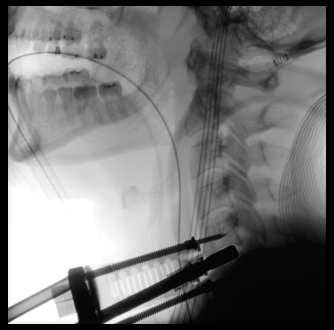

Spine

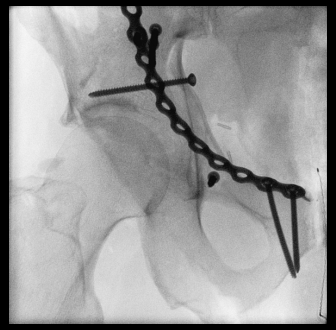

Pelvis

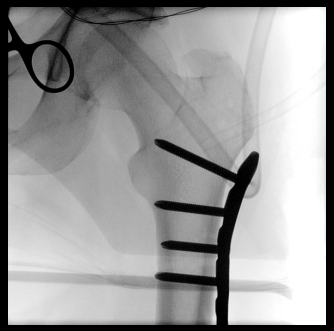

Hip

Elbow

Wrist

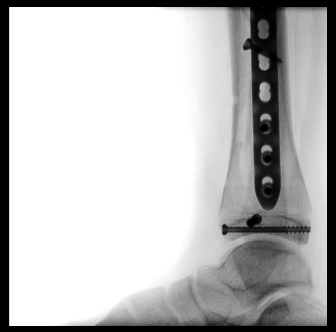

Fubula/Tibia

All images courtesy of and supplied by Siemens Healthineers.

[1] Compared to conventional 23cm / 9inch image intensifier mobile C-arms.

[2] average system availability over the entire Siemens mobile C-arm installed base.

siemens-healthineers.com/en-au/surgical-c-arms-and-navigation/mobile-c-arms/cios-select-with-fd

**Siemens Healthcare Pty Ltd**
885 Mountain Highway
Bayswater VIC 3153
**siemens-healthineers.com/en-au**

*Published by Siemens Healthineers · Printed in Australia · ©Siemens Healthcare Pty Ltd, 2021*




**Cios Select with FD**

# Smart Surgical Imaging

siemens-healthineers.com/en-au

SIEMENS Healthineers

# Combining accuracy with productivity and reliability

**Cios Select combines flat detector technology with an economic system design. Experience the advantages of digital technology at an affordable price.**

**Latest Technology**
Future proof your fleet with flat detector technology - see more with the 21 x 21cm square field of view, in greater detail and with no distortion.

**Large C-arm Geometry**
For easy positioning around the patient. Up to 25% more free space compared to a conventional image intensifier.

**Productivity**
Streamline your work with smart-touch user interface - both at the C-arm and monitor cart.

Image Intensifier

Flat Detector

**Reliability**
Experience 99.8%[2] system availability.

**Cableless freedom**
With the new wireless footswitch.

**The right dose in each case - CARE**
Automated optimisation of dose, brightness and contrast, integrated laser light and radiation free Smart Collimation, are just some of the standard CARE features included with every system.

**Book your demo today!**

https://www.siemens-healthineers.com/en-au/surgical-c-arms-and-navigation/mobile-c-arms/cios-select-with-fd