

MOBILETT Elara Max

Stands out from the crowd in mobile X-ray imaging

siemens-healthineers.com/mobilett-elara-max



reddot design award
winner 2019



SIEMENS
Healthineers

Using the advantages of mobile digital radiography

The healthcare market is moving away from analog X-ray and computed radiography, toward fully digital X-ray systems (DR). This trend is not just about the many advantages that DR offers in terms of enhanced efficiency, handling and image quality – it ultimately even leads to new requirements and expectations like declining reimbursements for film-based X-rays and computed radiography, as seen, for example, in the U.S.

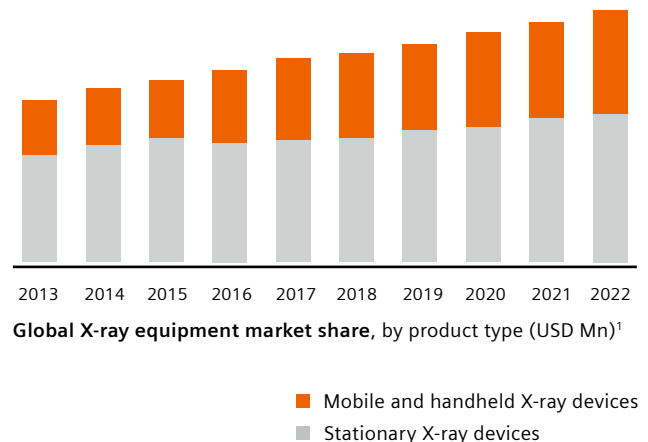
Embracing digital radiography ...

Since 2017, Medicare reimbursements of the technical component have been reduced by 20% to providers submitting claims for film-based X-rays.¹



... and mobile solutions

Medical practitioners are also rapidly shifting their preferences to mobile X-ray equipment because of the advantages it offers over stationary systems.²



¹ Massat, MB. Changes in reimbursement to propel digital radiography. Available from: <https://www.appliedradiology.com/articles/changes-in-reimbursement-to-propel-digital-radiography> [Accessed August 2018].

² Credence Research. X-Ray Equipment Market By Product [...], Technology [...], Application [...] - Growth, Share, Opportunities & Competitive Analysis, 2016–2022. Available from: <http://www.credenceresearch.com/report/x-ray-equipment-market> [Accessed August 2018].



Transform care delivery with MOBILETT Elara Max

Faced with the ongoing trend toward increasing efficiency and growing cost pressure, you as a healthcare provider might be looking for ways to optimize operations and improve productivity – without compromising on quality of care.

MOBILETT Elara Max helps you to transform care delivery, and makes a real and lasting difference to your entire department.

MOBILETT Elara Max supports you in this challenge: The mobile X-ray system delivers exceptional results and offers unique features for enhancing efficiency and quality. Its easy maneuverability and flexible positioning improve productivity and enable consistently high image quality at the patient's bedside for excellent diagnostic certainty. An easy-to-clean design enhances infection prevention and control.

Seamless and secure integration gives you access to relevant data where and when you need it. All this makes MOBILETT Elara Max a smart, compact, and powerful X-ray system that's always ready to go.

Discover MOBILETT Elara Max

At a glance	4
Drive efficiency and image quality	6
Infection prevention and control	8
Seamless and secure integration	10
Clinical gallery	12
Fleet Level Benefits	13
Innovative services	13
Technical specifications	14

MOBILETT Elara Max at a glance



Smart design, big effect

MOBILETT Elara Max is a compact system designed to transform the way you work. Easy maneuverability and flexible positioning allow you to produce high-quality images confidently and with ease.

Easy cleaning, im- proved patient safety

MOBILETT Elara Max features an easy-to-clean design to help you set the standard in infection prevention and control.

Advanced workflows, greater security

By integrating seamlessly and securely into your IT infrastructure, MOBILETT Elara Max gives you access to relevant data, where and when you need it.



Keep your IT secure

In modern healthcare, digitalization supports patient-centered care, from chronic disease to population health management. Being connected, however, can also bring risks like data theft and cyberattacks. MOBILETT Elara Max comes with a high level of cybersecurity to support you in safeguarding your IT and sensitive patient data.

Personalize when it matters

Children have different imaging needs than adult patients. MOBILETT Elara Max offers dedicated low-dose organ programs that allow you to image your youngest patients quickly and easily.

Fleet Level Benefits

Siemens Healthineers offers specific solutions across the entire X-ray portfolio that let you standardize, analyze and secure your fleet. This let you obtain valuable Fleet Level Benefits: consistency, transparency and confidence for improved efficiency and greater staff and patient satisfaction.

Drive efficiency and image quality in your department

Busy hallways and small patient rooms can be a challenge for mobile X-ray systems. With its exceptional maneuverability and flexible MAXreach arm, MOBILETT Elara Max helps your staff work confidently and with ease so they can produce consistently high image quality – even when all batteries are empty.



Maneuver effortlessly and ergonomically

MOBILETT Elara Max supports your workflow from the very start – on your motor-assisted walk to each patient. The compact, lightweight, and ergonomic design makes moving easy, and the unobstructed view to the front allows you to avoid obstacles on your route. Intelligent solutions such as on-the-go detector charging and long-life batteries help to transform care delivery by minimizing waiting times.

Handle easily at the patient's bedside

With its remarkably compact dimensions, MOBILETT Elara Max fits into very small patient rooms. When you are interacting with patients, the flexible MAXreach arm helps you quickly find the right position for the optimal image in every case: An impressive 180 degrees of lateral arm rotation maximizes your positioning options, while the Micro-Inch Mover buttons make fine adjustments easy. The system can also switch between batteries and mains power so that it keeps going for as long as you need it to.



The child-friendly giraffe design¹ creates a relaxing environment.

Tailor your imaging to very young patients

MOBILETT Elara Max allows you to image premature babies quickly and easily while limiting the stress placed on these sensitive patients. Special pediatric organ programs take account of higher tissue radiosensitivity and variations in size and weight. Copper filters reduce dose, while DiamondView MAX optimizes image quality for diagnosis. A maximum focus height of 213.5 cm helps you comply with the minimum required distance between X-ray tube and incubator, and the MAX mini¹ detector fits neatly into incubator trays.

Achieve consistently high image quality

With its powerful 35 kW (450 mA) generator and wireless MAX detectors,¹ MOBILETT Elara Max delivers excellent images fast. Gridless imaging in free examinations using DiamondView MAX post-processing gives you the clear, detailed, high-contrast images you need for confident diagnostic decisions – at very low dose. At the same time, it reduces error rates and enhances your workflow efficiency.



DiamondView MAX enables greater medical precision thanks to optimized noise suppression and enhanced contrast.



MAX wi-D¹ detector: 35 cm x 43 cm, 3.3 kg

MAX mini¹ detector: 24 cm x 30 cm, 1.6 kg

¹ Option

Set the standard in infection prevention and control

Healthcare-associated infections (HAIs) can present a life-threatening risk to your patients. With its easy-to-clean design with integrated cables, MOBILETT Elara Max helps you set the standard in infection prevention and control.



Remove microorganisms thanks to the easy-to-clean design

MOBILETT Elara Max is designed to be a more hygienic system. Surfaces are smooth and mostly closed with rounded edges, gap dimensions have been minimized, and cables are fully integrated. All storage compartments are easily accessible for storage and disinfection, helping you to enhance both patient and occupational safety.



Manage system cleaning in the most efficient way

Our comprehensive, non-binding cleaning guide provides clear instructions that help you optimize intermediate and terminal cleaning of your MOBILETT Elara Max. This helps you to improve your reputation by increasing the focus on preventing and managing infections.



Unlike other systems, MOBILETT Elara Max's cables are fully integrated to make cleaning even easier.



"MOBILETT Elara Max is very easy to clean – the reduced design without slots and cables is of great advantage."

Benoit Desaegher,
Radiology Specialist, Radiology Center within Clinique Victor PAUCHET in Amiens, France

*Cleaning results are **2.8 times**¹ better with our MOBILETT Elara Max than with a competitor system*

¹ Results based on testing by "Institut für Angewandte Forschung" in Germany, August 2018. Data on file.

Accelerate your mobile workflow through seamless and secure integration

If your mobile X-ray system doesn't fit perfectly into your hospital landscape, you risk losing valuable time and facing critical situations. MOBILETT Elara Max integrates seamlessly and securely into your existing IT infrastructure and gives you access to relevant data wherever you need it.




Integrate your digital workflow seamlessly

The common user interface *syngo* FLC enables a fully digital, one-stop imaging workflow that covers everything from patient registration to documentation. Wireless connectivity supports convenient and fast

transfer of images to the hospital network. MOBILETT Elara Max also features integrated quality management: It provides a comprehensive overview of dose and image quality that allows you to easily monitor your system's performance and determine your staff's training needs.

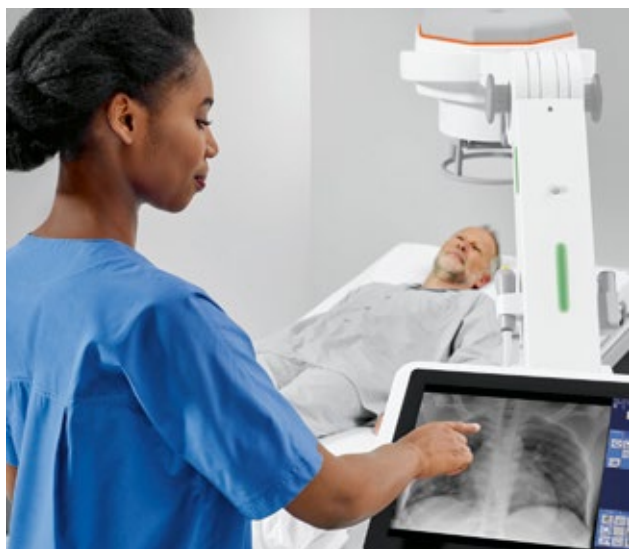
High efficiency gains in accessing relevant data without having to leave the system¹





"We really like the immediate availability of the image. With the digital system, it's no longer necessary to wait until the image is finally developed. This means that clinicians can directly look at the images on Elara's touchscreen and check e.g. the position of a catheter – this really speeds up the workflow."

Benoit Desaegher,
Radiology Specialist, Radiology Center within Clinique Victor PAUCHET in Amiens, France



Access relevant data where and when you need it

Thanks to the virtual workstation,¹ you can easily take hospital applications to the patient's bedside. This virtualized Windows 10 environment allows you to install institution-specific third-party software (e.g. an RIS client, a PACS viewer, an EMR client, or the hospital intranet) to efficiently manage operations directly on MOBILETT Elara Max. Since you don't have to leave the system in order to move to a separate workstation, you can spend more time with your patient.



Protect your mobile system and your patient data

MOBILETT Elara Max has high security standards and protective features that give you peace of mind. If you have to leave the system unattended at any time, you can lock it to prevent unauthorized access. In order to safeguard your system and patient health information against cyberattacks, MOBILETT Elara Max offers a comprehensive cybersecurity package including whitelisting, 90-days hotfixes, encrypted data storage as well as an advanced security package². This helps you comply with regulations for keeping patient data safe, confidential, and intact.

¹ Option

See anatomical details with high image quality

To make fast and confident diagnostic decisions, you need high and reproducible image quality. MOBILETT Elara Max offers high-end imaging, automated workflows, and advanced post-processing technologies.



Hand, d.v. view:¹ Bone structures sharp and clearly visible



Pediatric chest, a.p. view:² Small structures outlined at low dose and reduced noise



Postoperative hip joint with implant, a.p. view:¹ Diagnostically valuable results for dense organs

Enhanced contrast and a high level of detail visibility with DiamondView MAX



Without DiamondView MAX



With DiamondView MAX



Without DiamondView MAX



With DiamondView MAX

¹ Courtesy of Centre Hospitalier de Mouscron, Belgium

² The clinical image was acquired with Mobilett Mira Max. Similarities between relevant components and parameters mean that the image impressions here are comparable to those possible with MOBILETT Elara Max.

Fleet Level Benefits

Unlock your potential – and increase the efficiency across your imaging fleet

As healthcare provider you are forced to do more with less, you have to run your radiology department more efficiently. A high level of complexity makes it challenging for you to reach the desired efficiency. Siemens Healthineers offers specific solutions across the entire X-ray portfolio

that let you standardize, analyze, and secure your fleet. Experience consistency, transparency, and confidence as valuable Fleet Level Benefits and improve outcomes, increase efficiency – and achieve greater staff and patient satisfaction.



Standardize for consistency

- Systems with highly intuitive user interfaces and common workflows
- Staff with consistent knowledge level
- Unified image quality and same image impression



Analyze for transparency

- Consolidated data in one place
- Analyzed and evaluated data turned into valuable information



Secure for confidence

- Protect large IT network and imaging fleet with one cybersecurity philosophy
- Same maintenance cycles and update strategies for the whole fleet

Benefit from innovative services

Increasing value by partnering throughout the entire lifetime of your equipment

Equipment Maintenance & Monitoring

Reliably servicing your MOBILETT Elara Max allows you to identify deviations from current norms to maximize equipment availability.

Education Management

Personalized education and training improves your staff's expertise as well as your equipment efficiency.

Fleet Management

A transparent overview of your fleet allows you to manage the performance and maintenance of your Siemens Healthineers equipment, 24/7.

Performance Management

An intelligible overview of your radiography performance data helps you make prompt and well-informed decisions.

Asset Management & Planning

Access to innovative medical technology and equipment throughout the entire contract life-time allows you to maximize focus on patient care.

Accessory Solutions

Products from our partner companies complement your use of our equipment in your daily workflow.

Business Modelling & Financing

Customized business and financial models address your budgetary and enterprise needs, enabling you to remain more competitive.

Departmental Layout Optimization

3D-Visualization and digital twin analysis create more efficient workflows and a more enjoyable working environment.

Technical specifications

Discover how you can stand out from the crowd in mobile X-ray imaging with MOBILETT Elara Max

Unique MAXreach arm
for outstanding positioning flexibility

Status indicator lights
for a visual safety signal

High-contrast monitor
for improved visibility

Intelligent charging concept
for ready-to-go detectors

Easy-to-clean design
with integrated cables,
smooth and closed surfaces

**Robust, compact and
lightweight design**
for exceptional maneuverability

Always ready
even when all batteries are empty

Size
Height: 157 cm
Width: 59.8 cm
Depth: 127.8 cm



MAX mini¹
is ideal for incubators
and extremities

MAX wi-D¹
is light, thin, fast

MAXswap
for advanced detector sharing

DiamondView MAX
for enhanced contrast
and detail

syngo FLC
for an easy-to-learn,
common user interface

**Virtual workstation¹ and
wireless connectivity**
for unrestricted data access



Why Siemens Healthineers

At Siemens Healthineers, our purpose is to drive innovation to help humans live healthier and longer. Through our products, services and solutions we help physicians, medical staff, and healthcare providers prevent illnesses from occurring and to correctly diagnose and determine the right treatments for people who do become ill – resulting in fewer complications, shorter hospital stays, and faster patient recovery.

Our mission is to enable healthcare providers to increase value by expanding precision medicine, transforming care delivery, improving the patient experience, and digitalizing healthcare. With our comprehensive portfolio – from in-vitro diagnostics and imaging to therapy and follow-up care – we address the complete care continuum for many of the world's most threatening diseases.

Every hour, more than 240,000 patients are touched by technologies provided by Siemens Healthineers. We are at the center of clinical decision making with almost three-quarters of all critical clinical decisions influenced by our solutions. We are a leading medical technology company with over 120 years of experience and more than 65,000 highly dedicated employees around the globe who are innovating every day, truly shaping the future of healthcare.

MOBILETT Elara Max is not commercially available in all countries. Due to regulatory reasons its future availability cannot be guaranteed. Please contact your local Siemens Healthineers organization for further details.

The statements by customers of Siemens Healthineers described herein are based on results that were achieved in the customer's unique setting. Because there is no „typical“ hospital and many variables exist (e.g., hospital size, case mix, Level of IT adoption) there can be no guarantee that other customers will achieve the same results.

On account of certain regional limitations of sales rights and service availability, we cannot guarantee that all products/services/features included in this brochure are available through the Siemens Healthineers sales organization worldwide. Availability and packaging may vary by country and are subject to change without prior notice.

The information in this document contains general descriptions of the technical options available and may not always apply in individual cases.

Siemens Healthineers reserves the right to modify the design and specifications contained herein without prior notice. Please contact your local Siemens Healthineers sales representative for the most current information.

In the interest of complying with legal requirements concerning the environmental compatibility of our products (protection of natural resources and waste conservation), we may recycle certain components where legally permissible. For recycled components we use the same extensive quality assurance measures as for factory-new components.

Any technical data contained in this document may vary within defined tolerances. Original images always lose a certain amount of detail when reproduced.

International version.
Not for distribution or use in the U.S.

Image on title page is courtesy of
Centre Hospitalier de Mouscron, Belgium

Siemens Healthineers Headquarters

Siemens Healthcare GmbH
Henkestr. 127
91052 Erlangen, Germany
Phone: +49 9131 84-0
siemens-healthineers.com