

Dual Energy: Defining the new standard in CT imaging clarity.

Healthineers




DUAL ENERGY SPECTRAL IMAGING HAS ARRIVED AT

In need of a CT scan? Consider Dual Energy imaging. And discover clarity and confidence, for you and your physician.

What is Dual Energy? By combining two energy sources from different X-ray spectra into one scan, Dual Energy spectral imaging yields a greater depth of information to identify your best course of treatment. While conventional single source CT scanning provides standard grey scale images, similar to black and white tv output, Dual Energy is comparable to a high-definition color tv, providing an abundance of rich information not possible in grey scale.

Powerful visualization captures an unparalleled depth of detail regardless of your body size, shape, or the complexity of your case. Securing accurate, information-rich scans from the onset will help to streamline your treatment while giving your physician the diagnostic confidence necessary to provide you with exceptional care.

Learn more at




For more information, please contact:



POWERFUL

Detailed visualization brings attention to undetected conditions and clarity to your ongoing concerns.




VERSATILE

Adaptable technology addresses a broad range of challenging cases regardless of your size, shape, or age.



STREAMLINED

Automated precision provides a greater depth of information in one scan, reducing your radiation exposure and has the potential to reduce the need to undergo repeat and follow-up scans.



CONFIDENT

Information-rich scans give your physician the confidence to diagnose quickly and accurately to provide you with the best care possible.

Welcome to CT imaging
that turns images into
answers.