



## Job Aid

# Importing the GOKnee 3D Protocol



### Important recommendations

It is recommended to import protocols only when there is allocated time on the MAGNETOM MR system and no other tasks (scanning, applications) are running.

#### Note

- The MR system will be locked while the protocol import function is running and scanning will be prohibited.
- The MAGNETOM user is responsible to validate with applicable local IT staff before accessing the external links or downloading the protocol file to remain in compliance with any local IT policies.

**Access the Clinical Corner website and download the GOKnee 3D protocol via the respective download link:**

[Visit Clinical Corner](#)

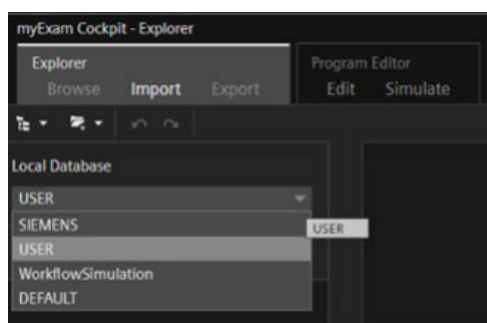


#### GOKnee3D Protocols

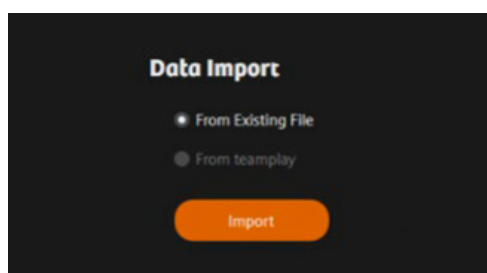
Fast high-res 3D knee exams in 10 min. Download .exar1 files for MAGNETOM Aera and Skyra

## Follow these steps to import the GOKnee 3D protocol into your MR system protocol tree.

Make sure that the **Import** tab of the **myExam Cockpit Explorer** is open.



- 1 Select the local user tree where you would like to import the GOKnee 3D protocol.
- 2 Select the From **Existing File** option.



- 3 Click **Import**.
- 4 Select the GOKnee 3D exchange file for the system you require in your Windows file system and click **Open**.
- 5 Select the GOKnee 3D protocol or drag the GOKnee 3D protocol into your user tree manually.

While importing, the system checks whether you have all the required licenses for the GOKnee 3D protocol. If necessary, the data will automatically be converted to fit your MAGNETOM system and software version.

**If you have questions, please contact Siemens Healthineers' customer service at 1-800-888-7436.**

### Siemens Healthineers Headquarters

Siemens Healthineers AG  
Siemensstr. 3  
91301 Forchheim, Germany  
siemens-healthineers.com

### USA

Siemens Medical Solutions USA, Inc.  
Healthcare  
40 Liberty Boulevard  
Malvern, PA 19355-9998, USA  
siemens-healthineers.us

On account of certain regional limitations of sales rights and service availability, we cannot guarantee that all products included in this brochure are available through the Siemens Healthineers sales organization worldwide. Availability and packaging may vary by country and is subject to change without prior notice. Some/All of the features and products described herein may not be available in the United States.

The information in this document contains general technical descriptions of specifications and options as well as standard and optional features, which do not always have to be present in individual cases.

Siemens Healthineers reserves the right to modify the design, packaging, specifications, and options described herein without prior notice. For the most current information, please contact your local sales representative from Siemens Healthineers.

Note: Any technical data contained in this document may vary within defined tolerances. Original images always lose a certain amount of detail when reproduced.