
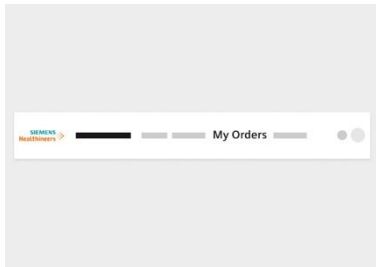


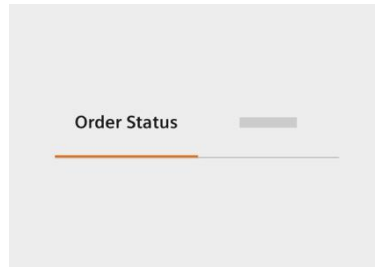
How to check your order status



Welcome! We show you step by step how to check your order status on shop.healthcare.siemens.com:



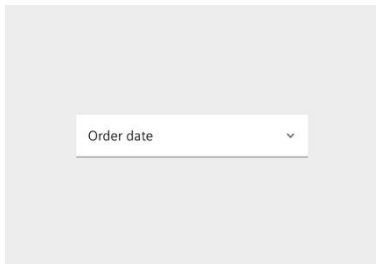
1. Log in and navigate to "My Orders".




2. Click on the "Order Status" tab.



3. View all your orders, including those made outside of the webshop.




4. Choose a suitable sorting option, such as "Order date (newest first)".



5. See the overall status of each order in the "Delivery Status" column.



6. To view the detailed status of a specific product, click on the corresponding order line.



7. Now you can view the details of each line item.