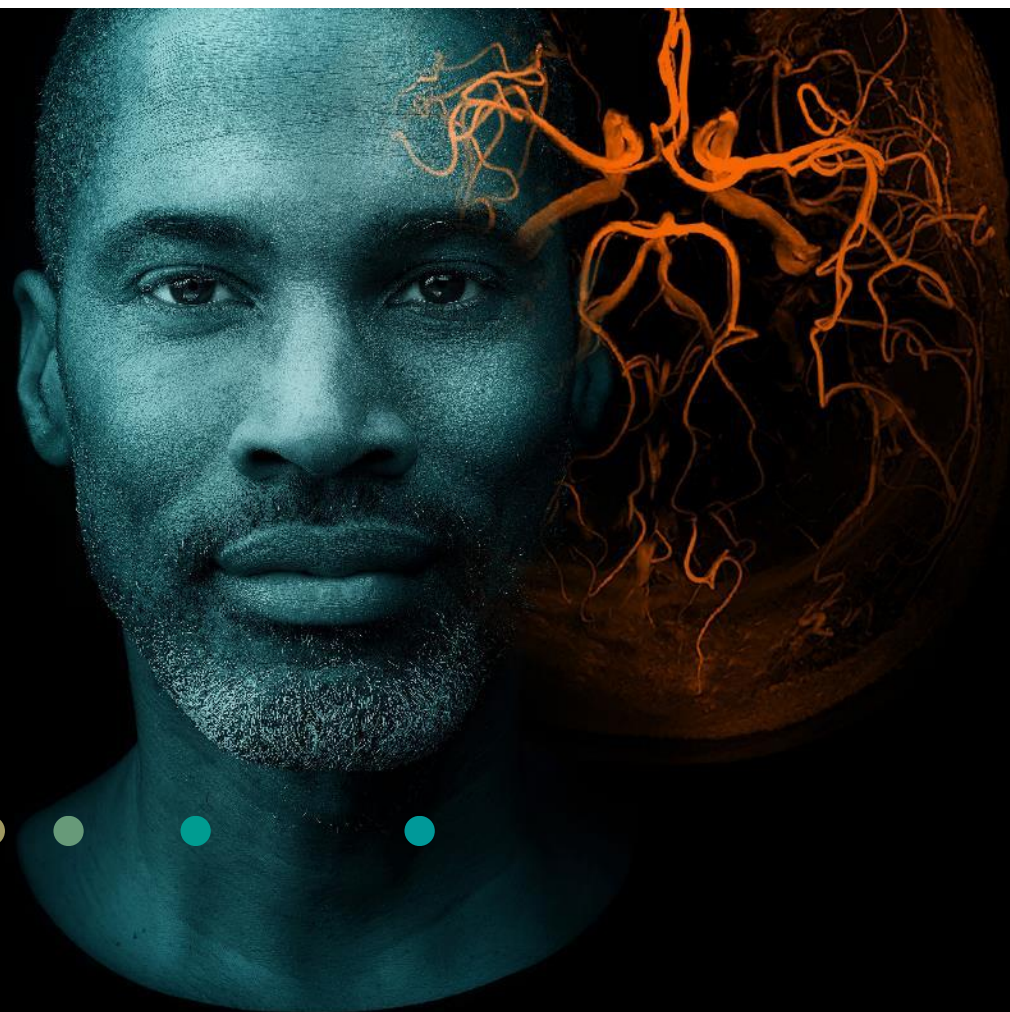


Digital Marketplace Registration & User Guide

Your Gateway to Innovation!

NEW!

Ask your SHS
Contact about our
Registration Form,
for even easier
access!




The SHS Digital Marketplace

Innovation at Your Fingertips!

Continually
updated with
exciting
content and
free trials!



Cloud-Based
Partners and
AI-Rad
Companion



On-Premise
Partners
syngo.via
OpenApps



syngo.via
Frontier
Research
Applications
(not-for clinical use)



SHS
Applications
(teampay, syngo, e.g.)



Prerequisites in *syngo.via*

- *syngo.via* version VB30A or newer



Prerequisites for the Digital Marketplace

- *syngo.via* client needs to be **connected to internet**
- Marketplace needs to be **available in your country**



Prerequisites for starting a trial

- **Siemens Healthineers Account Registration**
- **Institution** needs to be **registered**

syngo.via Frontier: Technical Requirements

Frontier applications only!



Prerequisites in *syngo.via*

- *syngo.via* version VB40B_HF03 or newer



Prerequisites for the Digital Marketplace

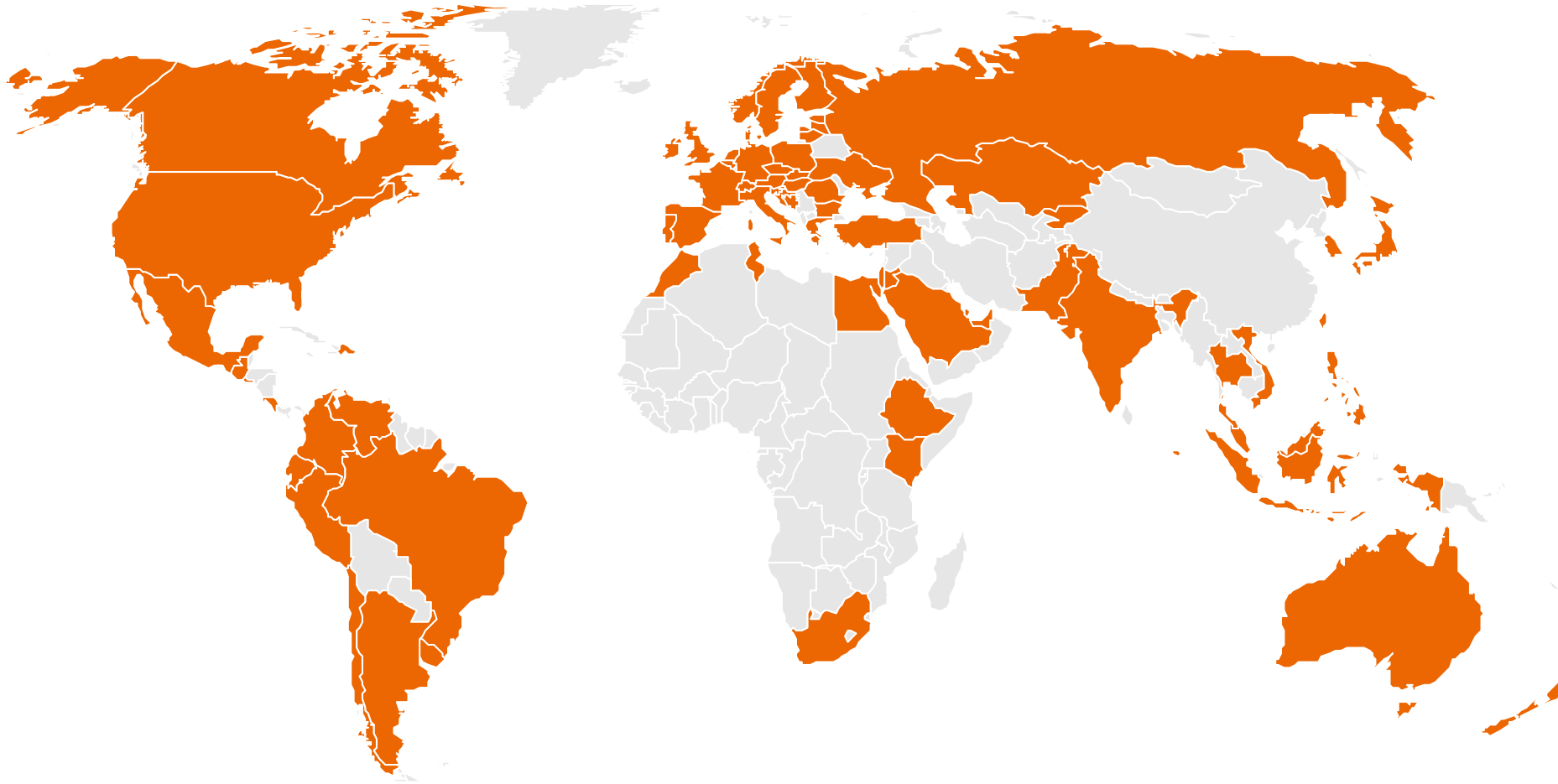
- *syngo.via* client needs to be **connected to internet**
- Marketplace needs to be **available in your country**



Prerequisites for installation

- **Siemens Healthineers Account Registration**
- **Institution** needs to be **registered**
- ***syngo.via* Frontier License** (MM_Research Frontier)

Availability of the Digital Marketplace




Accessing Innovation in Three Easy Steps!

1.
**Register for the Digital
Marketplace**



2.
**Browse & Access any
prototypes that interest you!**



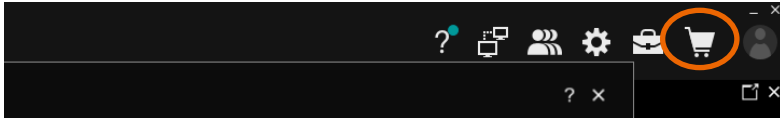
3.
**Agree to the Terms & Conditions
and start working!**



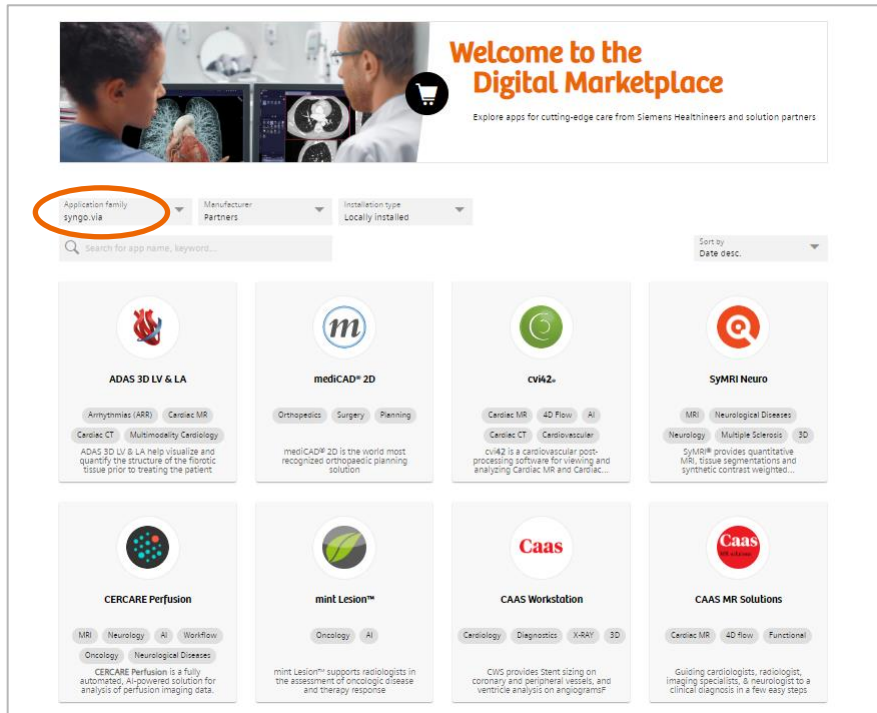
STEP 1

Register for the Digital Marketplace

Accessing *syngo.via* OpenApps



You can access the Digital Marketplace from within your *syngo.via* client by selecting “Store” (VB30) or “Digital Marketplace” (VB40) in the **top-right corner of your *syngo.via***. You can also open it in your browser [here](#).



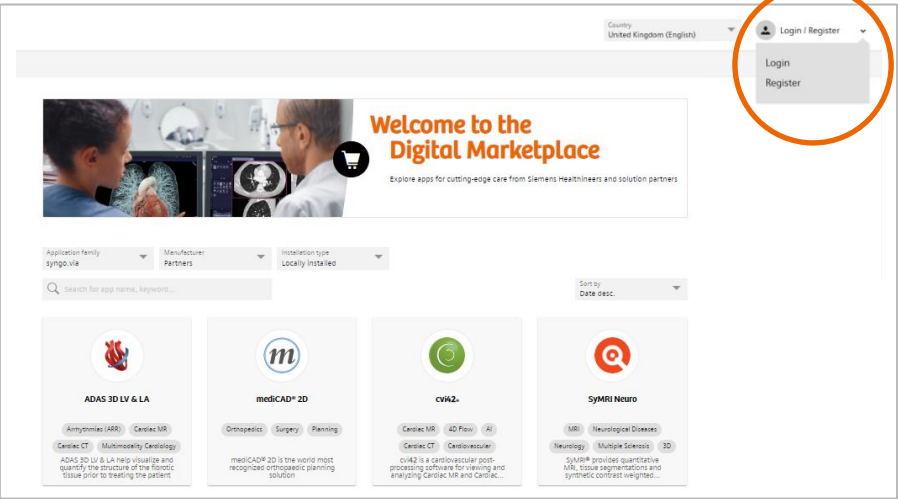
Apps will be pre-filtered depending on your location and you will only see the on-premise applications for *syngo.via* and the Frontier Research Prototypes. Feel free to change the filters or use the search bar.

We are continually making the Digital Marketplace available in more and more countries. If it is not available in your region yet, please contact your Siemens Healthineers Account Manager to discuss, if we can make a partner-app available to you.

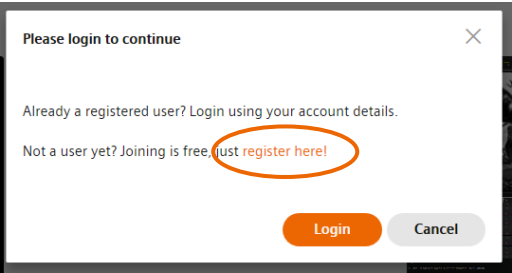
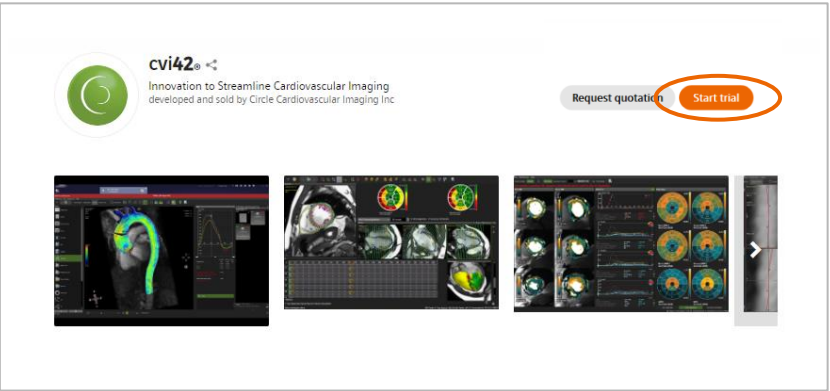
Registering on the Digital Marketplace

There are two ways to create an account on the Digital Marketplace, which you will need to access any offerings.

1. You can log in/register using the home page of the [Digital Marketplace](#).




2. Alternatively, you will automatically be asked to log in/register when you try to download a trial or request a quote.



Register

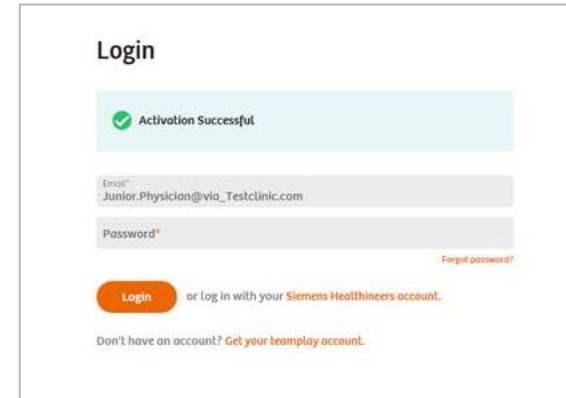
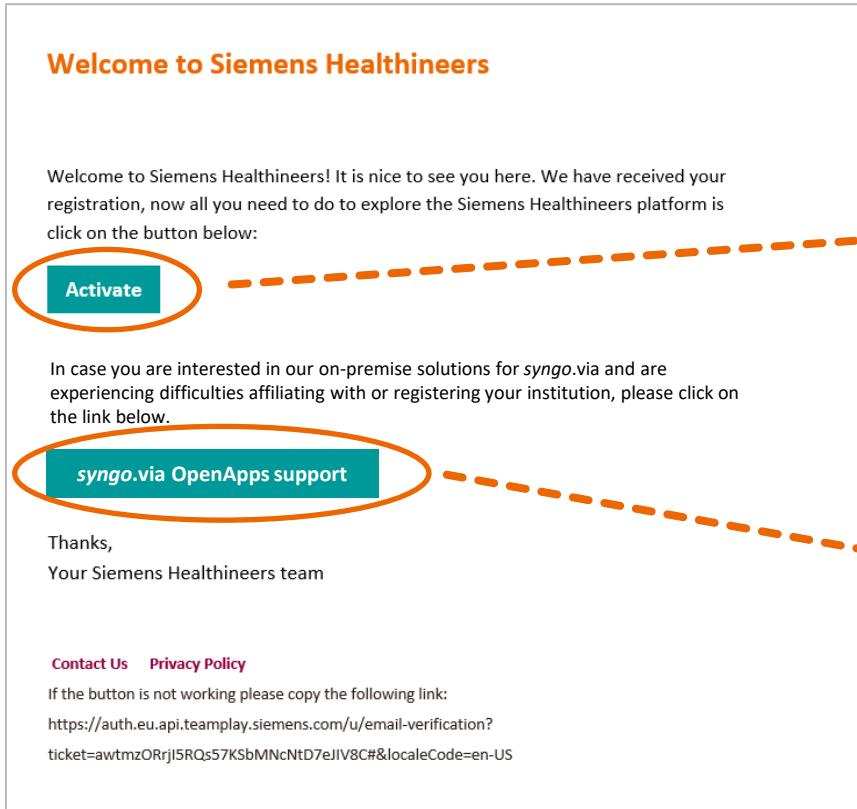
Register for your teamplay account in order to proceed.

☐ I accept the [teamplay Data Privacy Policy](#)

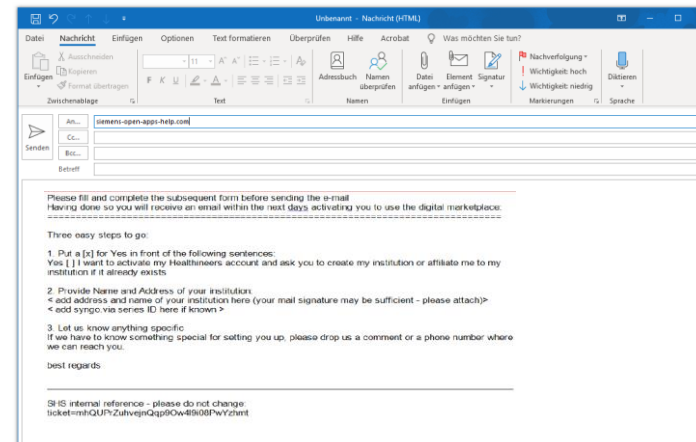
Retype the characters from the picture:


Verifying your Registration and Activating your Account

After registration, you will receive a confirmation email with a link, that will verify your registration.



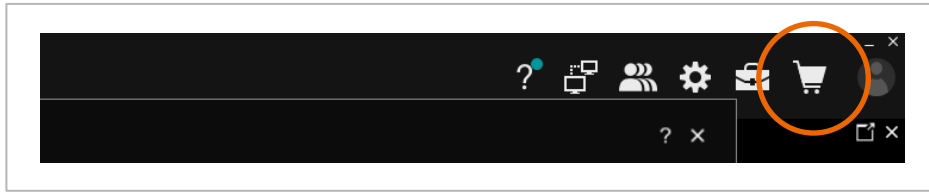
Please click on „Activate“ to simply activate your account and continue to page 9 of this guide to log on using your *syngo.via* and register/affiliate with your institution.



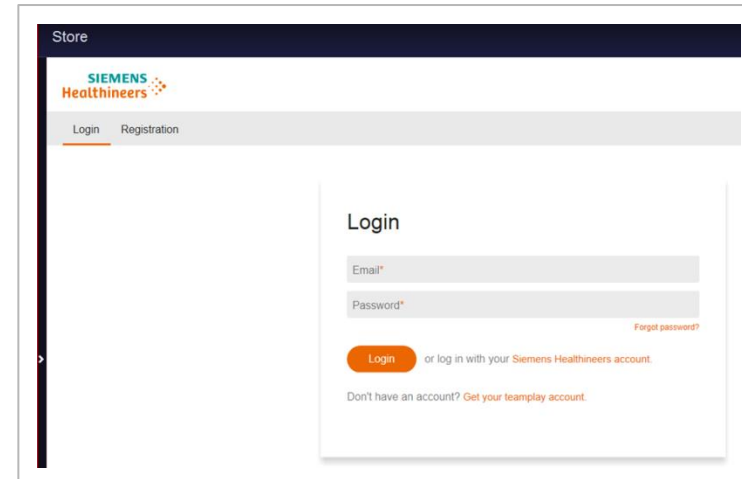
Should you encounter any difficulties with the institution registration/affiliation, this button will automate a notification to us. Please provide all information requested in email-form that opens and we will do our best to assist you!

Logging-On Using Your *syngo.via*

To ensure you can install our on-premise solutions, please log-on from your *syngo.via*.



Please open the Digital Marketplace from within your *syngo.via* again.
Now you can log-in using the password you have defined during registration.

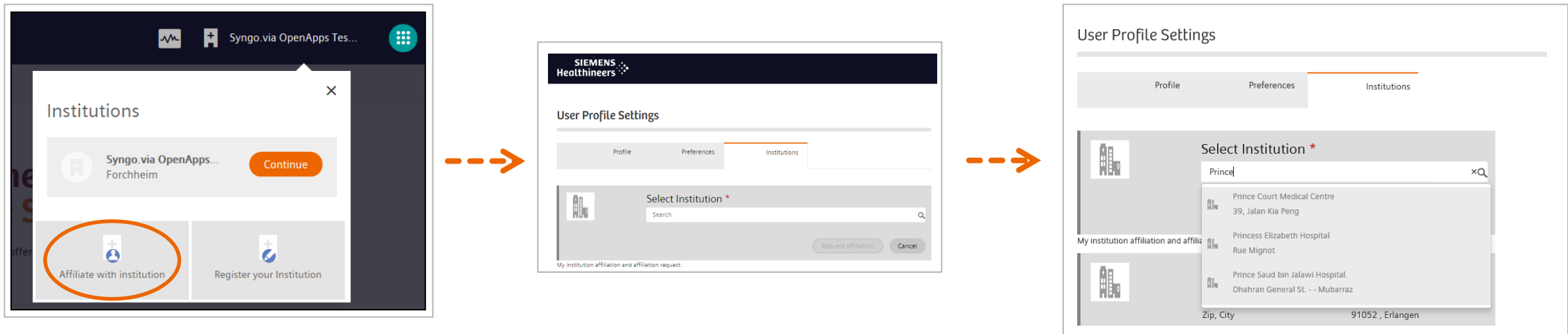


STEP 2

Register/Affiliate with your Institution

Find Your Institution

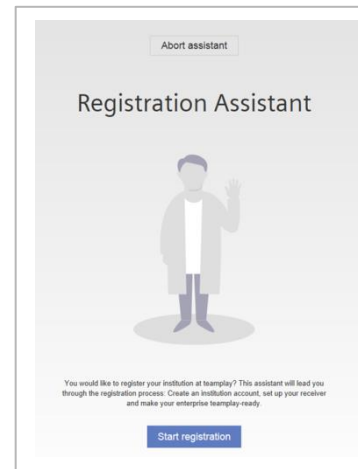
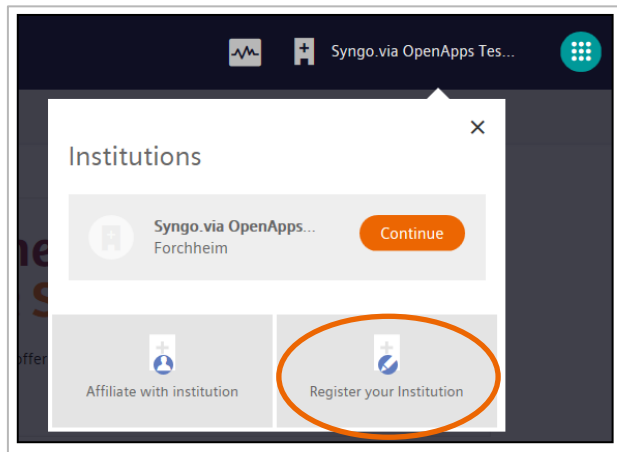
To download trials and request quotations, your institution needs to be registered. Before you register your facility, please first check if it has already been signed-up for the Digital Marketplace.



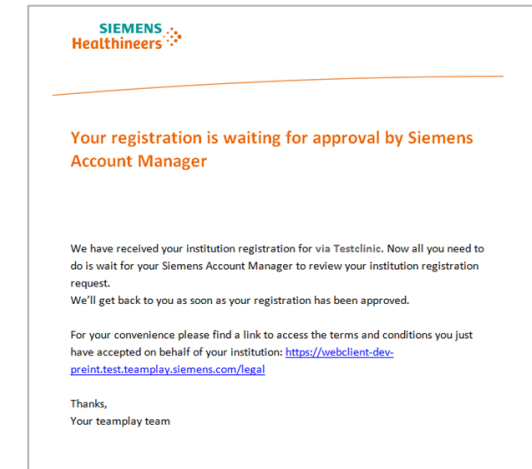
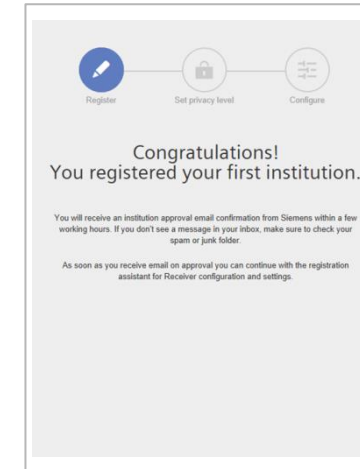
If you are able to find your institution, please continue on page 16 to start the affiliation process. If you cannot find your institution, continue on page 14 to register it.

Register Your Institution

Please register your institution or medical facility, if no one else has already done so.
(If your institution is already registered, continue on page 16).

A screenshot of the 'Register your Institution' form. It includes fields for 'Area' (Metropolitan), 'Region' (East), and 'Country*' (United Kingdom). Below the form, there are two checkboxes: 'I have read and accept the Terms and Conditions *' (which is checked and circled in orange) and 'I have read and accept the teamplay Master Service Agreement'. There is a 'Register' button at the bottom.

Please **only** agree to "Terms & Conditions". If you do not wish to install teamplay as well, you don't have to accept the "Teamplay Master Service Agreement".



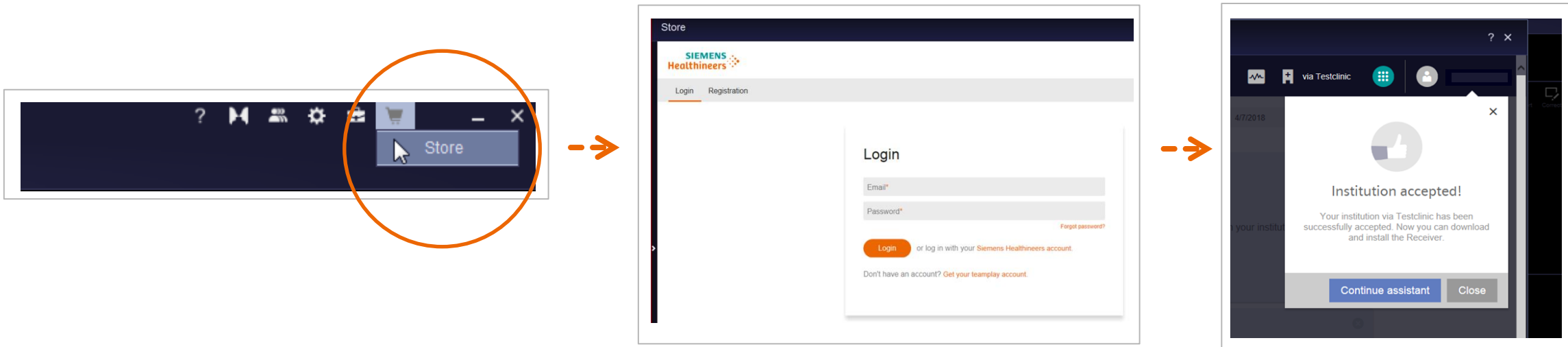
You will consequently receive an email that you request for approval. After approval, you will become the Institution Admin.

Register Your Institution (Continued)

The Approval might take several days. You will receive an email notification when it has been granted.

Now open the Digital Marketplace from within *syngo.via* and log in using your password.

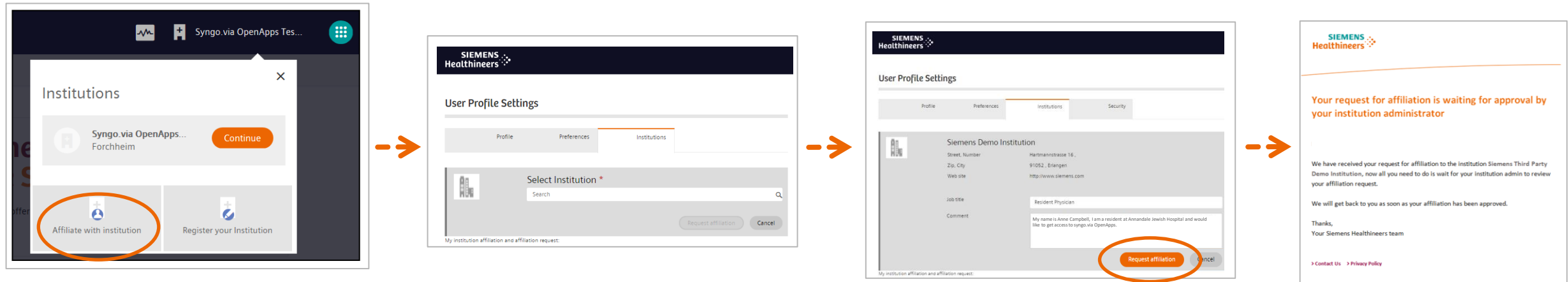
Please do not follow the link in the email.



You are now ready to access the offerings of the Digital Marketplace
(Please continue on page 17)

Affiliate with Your Institution

If your institution is already registered, simply affiliate with your institution.
Your request will be approved by your Institution-Admin (the person that created your institution account).



Please include your job-title and a short comment so your institution-admin knows who the request was sent by.

You will consequently receive an email that your request is waiting for approval. This might take 24-36h. Afterwards, you will receive a confirmation email.

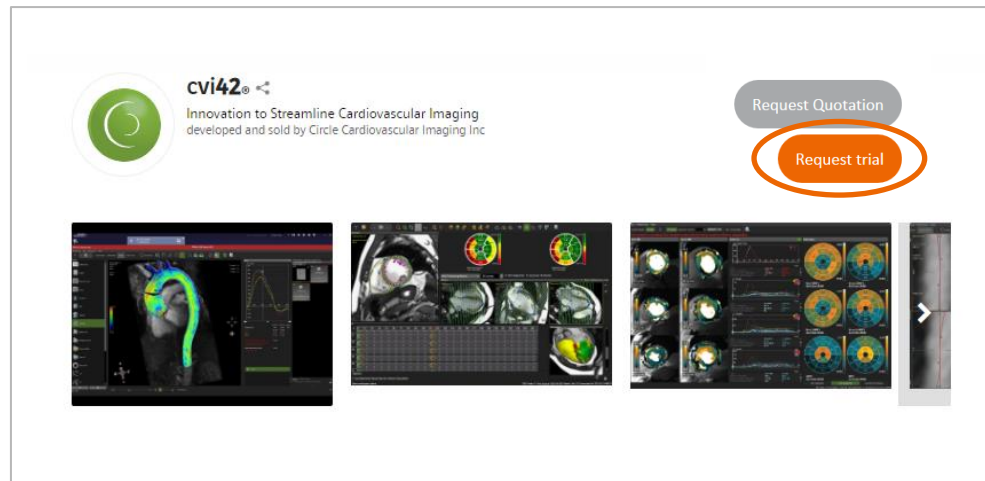
STEP 3

Access Offerings Depending on your User Role

syngo.via OpenApps – Download a Free 90-Day-Trial License

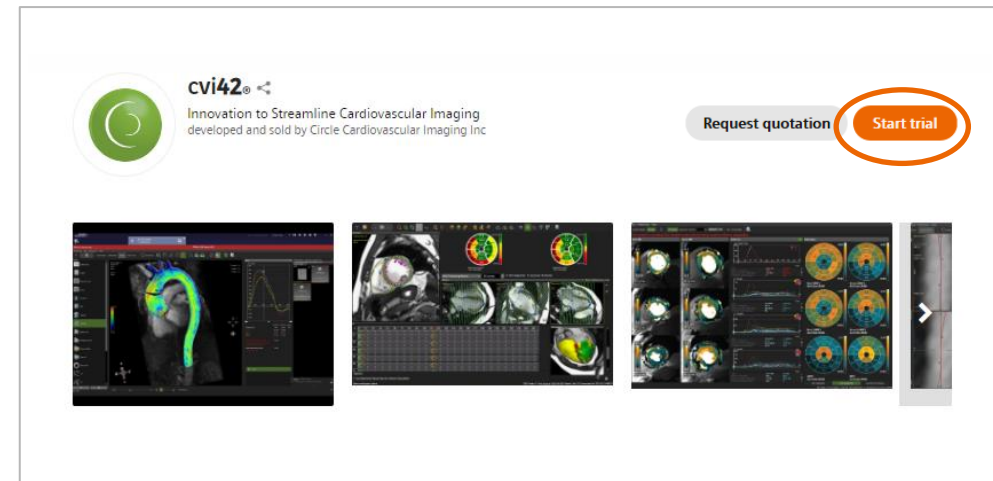
Once you have created an account and registered your institution, you will be able to request and start trials for our partner applications. During the 90-day trial period, you will receive a quote from the 3rd-party provider.

Requesting a Trial



If your *syngo.via* system is not at least on mit *syngo.via* VB30A_HF07, VB40A_HF02, or *syngo.via* VB50, trials can only be downloaded and started by clinical admins. In this case, regular users can only request and wait for the admin's approval.

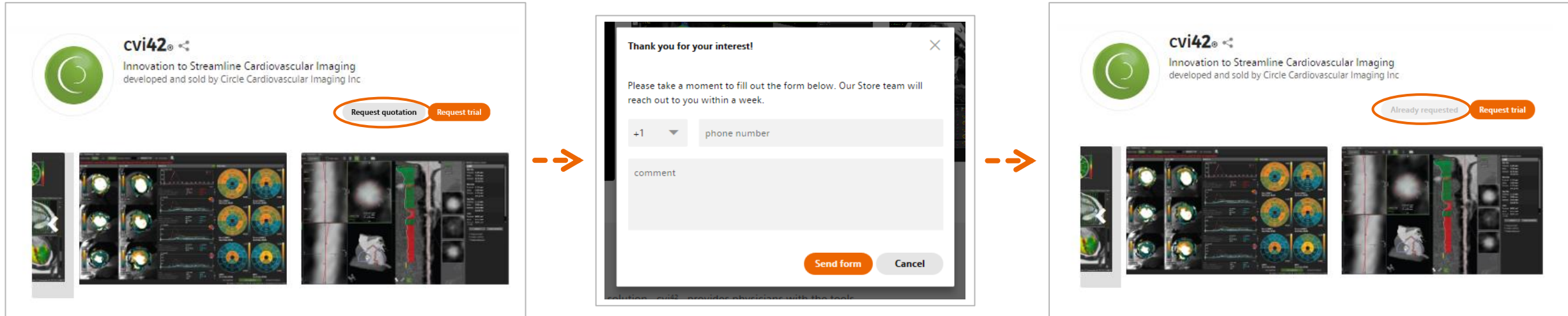
Starting a Trial



Once the trial is started, both Siemens Healthineers' terms and conditions as well as the 3rd-party provider's terms and conditions apply. The free trial-version does not incur any contractual obligations or any need for active cancellation.

syngo.via OpenApps – Request a Quotation

If you would like to purchase an application, you must request a quotation from the 3rd-party provider. You can request a quotation both after or without installing the trial.



By using the "Request Quotation"-button, you will trigger an email to the 3rd-party provider, who will contact your institution.

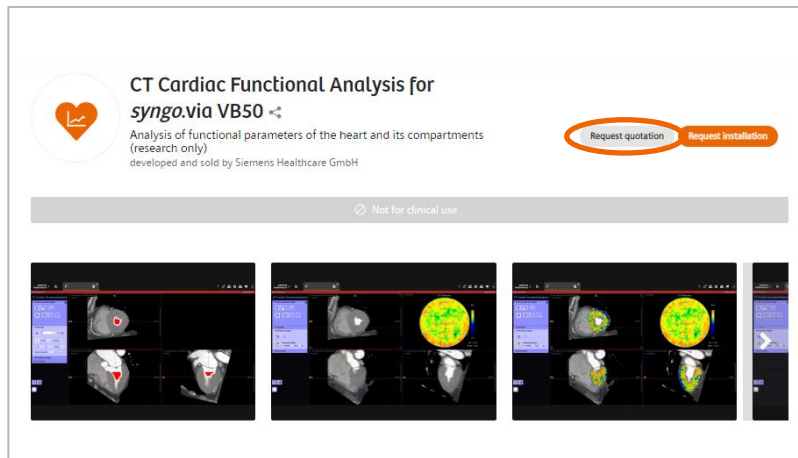
Please provide your information so our team can reach out to you.

Afterwards, the "Request Quotation"-button will turn grey.

syngo.via Frontier – How to obtain a license?

Frontier applications only!

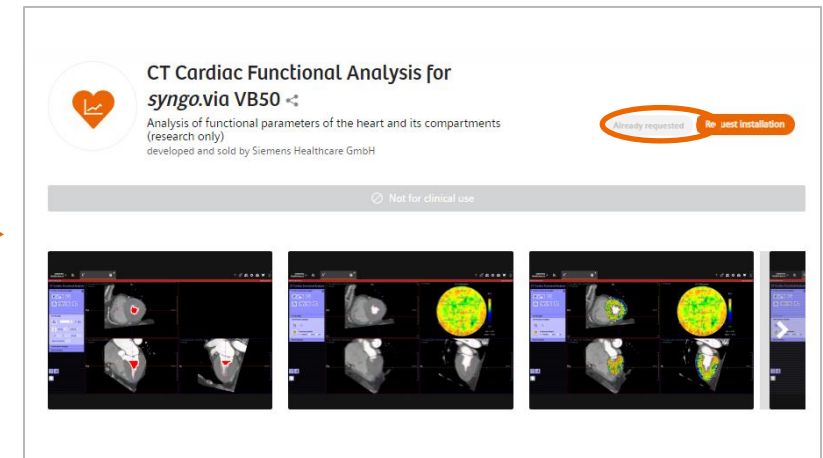
The Frontier research prototypes are only accessible for *syngo.via* Frontier users, which have already purchased a Frontier license. If you already have a license, you may start the installation of any prototype at any time. To obtain a license, please contact your local SHS contact or request quotation through the Digital Marketplace. There is no trial period for Frontier prototypes, they run until the prototype expires.



By using the "Request Quotation"-button, you will trigger an email to your local Siemens Healthineers organization, who will contact your institution.

A screenshot of a 'Thank you for your interest!' form. The form has a title bar with a close button. The main text says 'Please take a moment to fill out the form below. Our Store team will reach out to you within a week.' There are two input fields: 'phone number' (with a dropdown menu showing '+1') and 'comment'. At the bottom, there are two buttons: 'Send form' (orange) and 'Cancel' (grey).

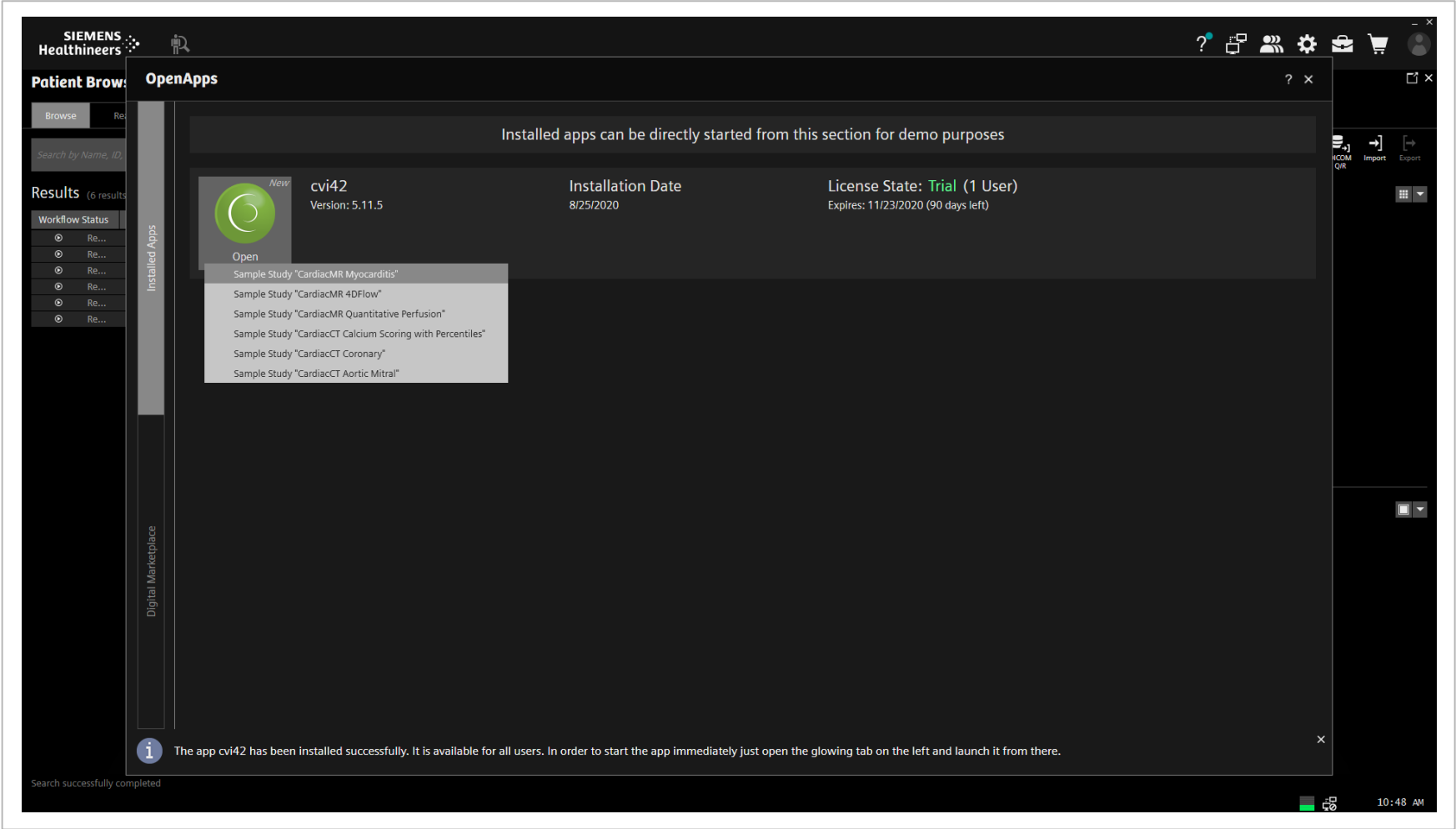
Please provide your information so our team can reach out to you.



Afterwards, the "Request Quotation"-button will turn grey. Only after purchasing *syngo.via* Frontier you will be able to complete the download.

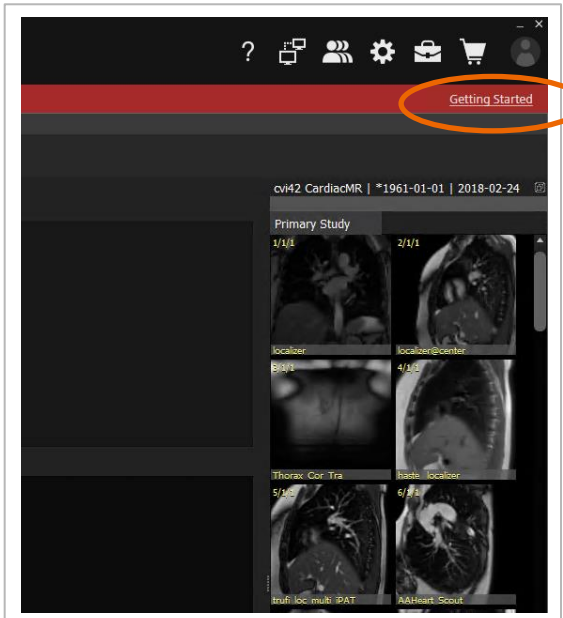
Access the Applications from your syngo.via

The Quick Start panel within your syngo.via will expand after you have successfully installed the trial.

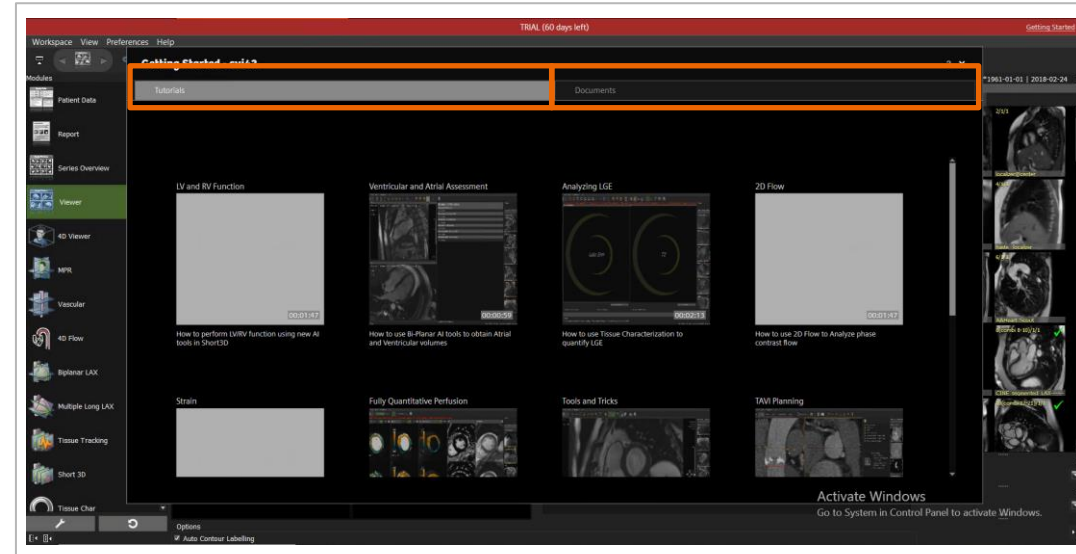


Getting started *with syngo.via* OpenApps & *syngo.via* Frontier

After the download, you can get to know the application through the “Getting Started” feature. Please consider, that not all *syngo.via* Frontier prototypes have a “Getting Started” area. Please refer to the [Frontier User Forum](#) for specific questions on such prototypes.



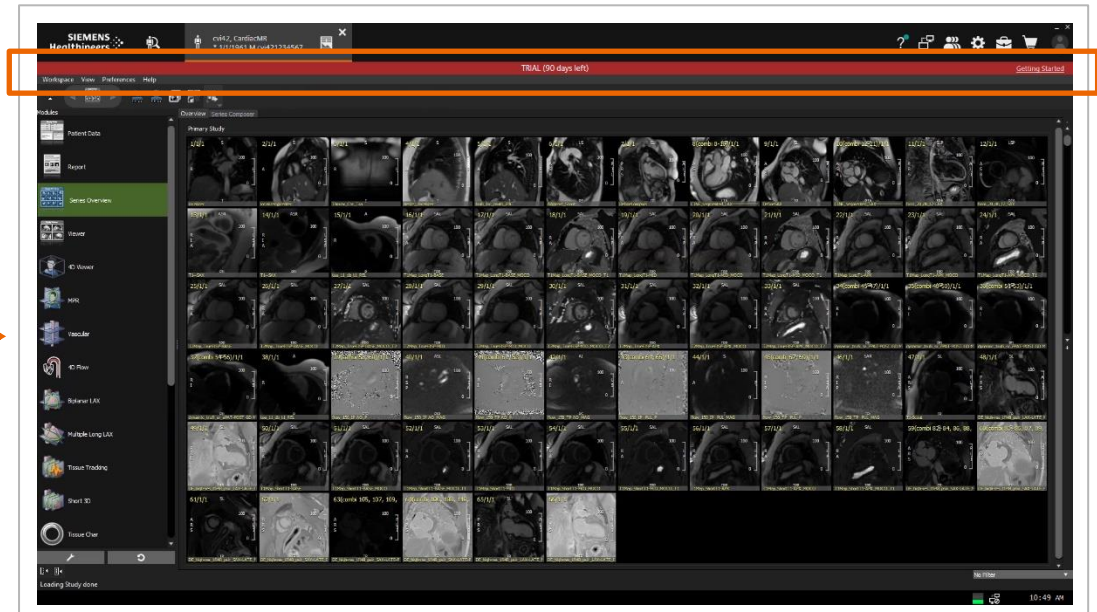
On the right edge of the red banner above your work-area, information on “Getting Started” is provided.



Here you can access either tutorial videos or the user manual. The tutorials are match with the supplied test data and can be used for step by step trials of the features of the application.

syngo.via OpenApps & syngo.via Frontier Workflow Integration

After the download, the application is listed alongside the other workflows in the Patient Browser.
Automatic assignment rules can be configured in the Administration Portal.



The red banner above your work-area displays the number of days you have left on an OpenApps trial.
There is no trial period for Frontier applications.

SUPPORT

.....
openapps.support.team@siemens-healthineers.com

.....
frontier.team@siemens-healthineers.com
.....